

Section 1: 10-K (10-K)

Use these links to rapidly review the document

[FORM 10-K FOR THE YEAR ENDED DECEMBER 31, 2013 TABLE OF CONTENTS](#)

[TABLE OF CONTENTS](#)

[PART IV](#)

[Table of Contents](#)

**UNITED STATES
SECURITIES AND EXCHANGE COMMISSION**
Washington, D.C. 20549

FORM 10-K

Annual Report Pursuant to Section 13 or 15(d) of the Securities Exchange Act of 1934

For the fiscal year ended December 31, 2013

Transition Report Pursuant to Section 13 or 15(d) of the Securities Exchange Act of 1934

<u>Commission File Number</u>	<u>Exact name of registrant as specified in their charters, addresses of principal executive offices, telephone numbers and states or other jurisdictions of incorporation or organization</u>	<u>I.R.S. Employer Identification Number</u>
814-00839	New Mountain Finance Holdings, L.L.C. 787 Seventh Avenue, 48 th Floor New York, New York 10019 Telephone: (212) 720-0300 State of Incorporation: Delaware	26-3633318
814-00832	New Mountain Finance Corporation 787 Seventh Avenue, 48 th Floor New York, New York 10019 Telephone: (212) 720-0300 State of Incorporation: Delaware	27-2978010
814-00902	New Mountain Finance AIV Holdings Corporation 787 Seventh Avenue, 48 th Floor New York, New York 10019 Telephone: (212) 720-0300 State of Incorporation: Delaware	80-0721242

Securities registered pursuant to Section 12(b) of the Act:

<u>Registrant</u>	<u>Title of each class</u>	<u>Name of each exchange on which registered</u>
New Mountain Finance Holdings, L.L.C.	None	None
New Mountain Finance	Common stock,	The New York Stock

Corporation	\$0.01 par value	Exchange
New Mountain Finance AIV	None	None
Holdings Corporation		

Securities registered pursuant to Section 12(g) of the Act:

<u>Registrant</u>	<u>Title of each class</u>
New Mountain Finance Holdings, L.L.C.	Common membership units
New Mountain Finance Corporation	None
New Mountain Finance AIV Holdings Corporation	Common stock, \$0.01 par value

Indicate by check mark if the registrant is a well-known seasoned issuer, as defined in Rule 405 of the Securities Act.

New Mountain Finance Holdings, L.L.C.	Yes <input type="checkbox"/>	No <input checked="" type="checkbox"/>
New Mountain Finance Corporation	Yes <input type="checkbox"/>	No <input checked="" type="checkbox"/>
New Mountain Finance AIV Holdings Corporation	Yes <input type="checkbox"/>	No <input checked="" type="checkbox"/>

Indicate by check mark if the registrant is not required to file reports pursuant to Section 13 or Section 15(d) of the Act.

New Mountain Finance Holdings, L.L.C.	Yes <input type="checkbox"/>	No <input checked="" type="checkbox"/>
New Mountain Finance Corporation	Yes <input type="checkbox"/>	No <input checked="" type="checkbox"/>
New Mountain Finance AIV Holdings Corporation	Yes <input type="checkbox"/>	No <input checked="" type="checkbox"/>

Indicate by check mark whether the registrant (1) has filed all reports required to be filed by Section 13 or 15(d) of the Securities Exchange Act of 1934 during the preceding 12 months (or for such shorter period that the registrant was required to file such reports), and (2) has been subject to such filing requirements for the past 90 days.

New Mountain Finance Holdings, L.L.C.	Yes <input checked="" type="checkbox"/>	No <input type="checkbox"/>
New Mountain Finance Corporation	Yes <input checked="" type="checkbox"/>	No <input type="checkbox"/>
New Mountain Finance AIV Holdings Corporation	Yes <input checked="" type="checkbox"/>	No <input type="checkbox"/>

Indicate by check mark whether the registrant has submitted electronically and posted on its corporate Web site, if any, every Interactive Data File required to be submitted and posted pursuant to Rule 405 of Regulation S-T (§ 232.405 of this chapter) during the preceding 12 months (or for such shorter period that the registrant was required to submit and post such files).

New Mountain Finance Holdings, L.L.C.	Yes <input type="checkbox"/>	No <input type="checkbox"/>
New Mountain Finance Corporation	Yes <input type="checkbox"/>	No <input type="checkbox"/>
New Mountain Finance AIV Holdings Corporation	Yes <input type="checkbox"/>	No <input type="checkbox"/>

Indicate by check mark if disclosure of delinquent filers pursuant to Item 405 of Regulation S-K (§ 229.405 of this chapter) is not contained herein, and will not be contained, to the best of registrant's knowledge, in definitive proxy or information statements incorporated by reference in Part III of this Form 10-K or any amendment to this Form 10-K.

New Mountain Finance Holdings, L.L.C.	<input checked="" type="checkbox"/>
New Mountain Finance Corporation	<input checked="" type="checkbox"/>
New Mountain Finance AIV Holdings Corporation	<input checked="" type="checkbox"/>

Indicate by check mark whether the registrant is a large accelerated filer, an accelerated filer, a non-accelerated filer, or a smaller reporting company. See the definitions of "large accelerated filer", "accelerated filer" and "smaller reporting company" in Rule 12b-2 of the Exchange Act:

New Mountain Finance Holdings, L.L.C.	Large accelerated filer <input type="checkbox"/>	Accelerated filer <input checked="" type="checkbox"/>
	Non-accelerated filer <input type="checkbox"/>	Smaller reporting company <input type="checkbox"/>
New Mountain Finance Corporation	Large accelerated filer <input type="checkbox"/>	Accelerated filer <input checked="" type="checkbox"/>
	Non-accelerated filer <input type="checkbox"/>	Smaller reporting company <input type="checkbox"/>
New Mountain Finance AIV Holdings Corporation	Large accelerated filer <input type="checkbox"/>	Accelerated filer <input checked="" type="checkbox"/>
	Non-accelerated filer <input type="checkbox"/>	Smaller reporting company <input type="checkbox"/>

Indicate by check mark whether the registrant is a shell company (as defined in Rule 12b-2 of the Exchange Act).

New Mountain Finance Holdings, L.L.C.	Yes <input type="checkbox"/>	No <input checked="" type="checkbox"/>
New Mountain Finance Corporation	Yes <input type="checkbox"/>	No <input checked="" type="checkbox"/>
New Mountain Finance AIV Holdings Corporation	Yes <input type="checkbox"/>	No <input checked="" type="checkbox"/>

There is no established market for New Mountain Finance AIV Holdings Corporation's shares of common stock. Additionally, there is no established market for New Mountain Finance Holdings, L.L.C.'s common membership units.

The aggregate market value of common stock held by non-affiliates of the publicly traded registrant, New Mountain Finance Corporation, on June 28, 2013 based on the closing price on that date of \$14.16 on the New York Stock Exchange was \$501.7 million. For the purposes of calculating this amount only, all directors and executive officers of the registrant have been treated as affiliates.

<u>Registrant</u>	<u>Description</u>	<u>Shares / Units as of March 5, 2014</u>
New Mountain Finance Holdings, L.L.C.	Common membership units	47,896,693
New Mountain Finance Corporation	Common stock, \$0.01 par value	47,896,693
New Mountain Finance AIV Holdings Corporation	Common stock, \$0.01 par value	100

This combined Form 10-K is filed separately by three registrants: New Mountain Finance Holdings, L.L.C., New Mountain Finance Corporation and New Mountain Finance AIV Holdings Corporation (collectively, the "New Mountain Finance Registrants"). Information contained herein relating to any New Mountain Finance Registrant is filed by such registrant solely on its own behalf. Each New Mountain Finance Registrant makes no representation as to information relating exclusively to the other registrants.

Portions of the New Mountain Finance Registrants' Joint Proxy Statement for their joint 2014 Annual Meeting of Stockholders to be filed not later than 120 days after the end of the fiscal year covered by this Annual Report on this combined Form 10-K are incorporated by reference into Part III on this combined Form 10-K.



FORM 10-K FOR THE YEAR ENDED DECEMBER 31, 2013
TABLE OF CONTENTS

	<u>PAGE</u>
<u>PART I</u>	
Item 1. Business	1
Item 1A. Risk Factors	25
Item 1B. Unresolved Staff Comments	61
Item 2. Properties	61
Item 3. Legal Proceedings	61
Item 4. Mine Safety Disclosures	61
<u>PART II</u>	
Item 5. Market for Registrants' Common Equity, Related Stockholder Matters and Issuer Purchases of Equity Securities	62
Item 6. Selected Financial Data	67
Item 7. Management's Discussion and Analysis of Financial Condition and Results of Operations	72
Item 7A. Quantitative and Qualitative Disclosures About Market Risk	98
Item 8. Financial Statements and Supplementary Data	99
Item 9. Changes in and Disagreements with Accountants on Accounting and Financial Disclosure	172
Item 9A. Controls and Procedures	172
Item 9B. Other Information	174
<u>PART III</u>	
Item 10. Directors, Executive Officers and Corporate Governance	175
Item 11. Executive Compensation	175
Item 12. Security Ownership of Certain Beneficial Owners and Management and Related Stockholder Matters	175
Item 13. Certain Relationships and Related Transactions, and Director Independence	175
Item 14. Principal Accountant Fees and Services	175
<u>PART IV</u>	
Item 15. Exhibits and Financial Statement Schedules	176

PART I

The information in this combined Form 10-K relates to each of the three separate registrants: New Mountain Finance Holdings, L.L.C., New Mountain Finance Corporation and New Mountain Finance AIV Holdings Corporation (collectively, "we", "us", "our" or the "Companies"). Information that relates to an individual registrant will be specifically referenced to the respective company. None of the Companies make any representation as to the information related solely to the other registrants other than itself.

Item 1. Business

New Mountain Finance Holdings, L.L.C.

New Mountain Finance Holdings, L.L.C. (the "Operating Company" or the "Master Fund") is a Delaware limited liability company. The Operating Company is externally managed and has elected to be treated as a business development company ("BDC") under the Investment Company Act of 1940, as amended (the "1940 Act"). As such, the Operating Company is obligated to comply with certain regulatory requirements. The Operating Company intends to be treated as a partnership for federal income tax purposes for so long as it has at least two members.

The Operating Company is externally managed by New Mountain Finance Advisers BDC, L.L.C. (the "Investment Adviser"). New Mountain Finance Administration, L.L.C. (the "Administrator") provides the administrative services necessary for operations. The Investment Adviser and Administrator are wholly-owned subsidiaries of New Mountain Capital (defined as New Mountain Capital Group, L.L.C. and its affiliates). New Mountain Capital is a firm with a track record of investing in the middle market and with assets under management (which includes amounts committed, not all of which have been drawn down and invested to date) totaling more than \$12.0 billion as of December 31, 2013, which includes total assets held by the Operating Company. New Mountain Capital focuses on investing in defensive growth companies across its private equity, public equity, and credit investment vehicles. The Operating Company, formerly known as New Mountain Guardian (Leveraged), L.L.C., was originally formed as a subsidiary of New Mountain Guardian AIV, L.P. ("Guardian AIV") by New Mountain Capital in October 2008. Guardian AIV was formed through an allocation of approximately \$300.0 million of the \$5.1 billion of commitments supporting New Mountain Partners III, L.P., a private equity fund managed by New Mountain Capital. In February 2009, New Mountain Capital formed a co-investment vehicle, New Mountain Guardian Partners, L.P., comprising \$20.4 million of commitments. New Mountain Guardian (Leveraged), L.L.C. and New Mountain Guardian Partners, L.P., together with their respective direct and indirect wholly-owned subsidiaries, are defined as the "Predecessor Entities".

New Mountain Finance Corporation

New Mountain Finance Corporation ("NMFC") is a Delaware corporation that was originally incorporated on June 29, 2010. NMFC is a closed-end, non-diversified management investment company that has elected to be treated as a BDC under the 1940 Act. As such, NMFC is obligated to comply with certain regulatory requirements. NMFC has elected to be treated, and intends to comply with the requirements to continue to qualify annually, as a regulated investment company ("RIC") under Subchapter M of the Internal Revenue Code of 1986, as amended, (the "Code").

On May 19, 2011, NMFC priced its initial public offering (the "IPO") of 7,272,727 shares of common stock at a public offering price of \$13.75 per share. Concurrently with the closing of the IPO and at the public offering price of \$13.75 per share, NMFC sold an additional 2,172,000 shares of its common stock to certain executives and employees of, and other individuals affiliated with, New Mountain Capital in a concurrent private placement (the "Concurrent Private Placement"). Additionally, 1,252,964 shares were issued to the partners of New Mountain Guardian Partners, L.P. at that time for their ownership interest in the Predecessor Entities.

New Mountain Finance AIV Holdings Corporation

New Mountain Finance AIV Holdings Corporation ("AIV Holdings") is a Delaware corporation that was originally incorporated on March 11, 2011. Guardian AIV, a Delaware limited partnership, is AIV Holdings' sole stockholder. AIV Holdings is a closed-end, non-diversified management investment company that has elected to be treated as a BDC under the 1940 Act. As such, AIV Holdings is obligated to comply with certain regulatory requirements. AIV Holdings has elected to be treated, and intends to comply with the requirements to continue to qualify annually, as a RIC under the Code.

Structure

In connection with NMFC's IPO and through a series of transactions, the Operating Company acquired all of the operations of the Predecessor Entities, including all of the assets and liabilities related to such operations. The current structure was designed to generally prevent NMFC from being allocated taxable income with respect to unrecognized gains that existed at the time of the IPO in the Predecessor Entities' assets, and rather such amounts would be allocated generally to AIV Holdings. The result is that any distributions made to NMFC's stockholders that are attributable to such gains generally will not be treated as taxable dividends but rather as return of capital.

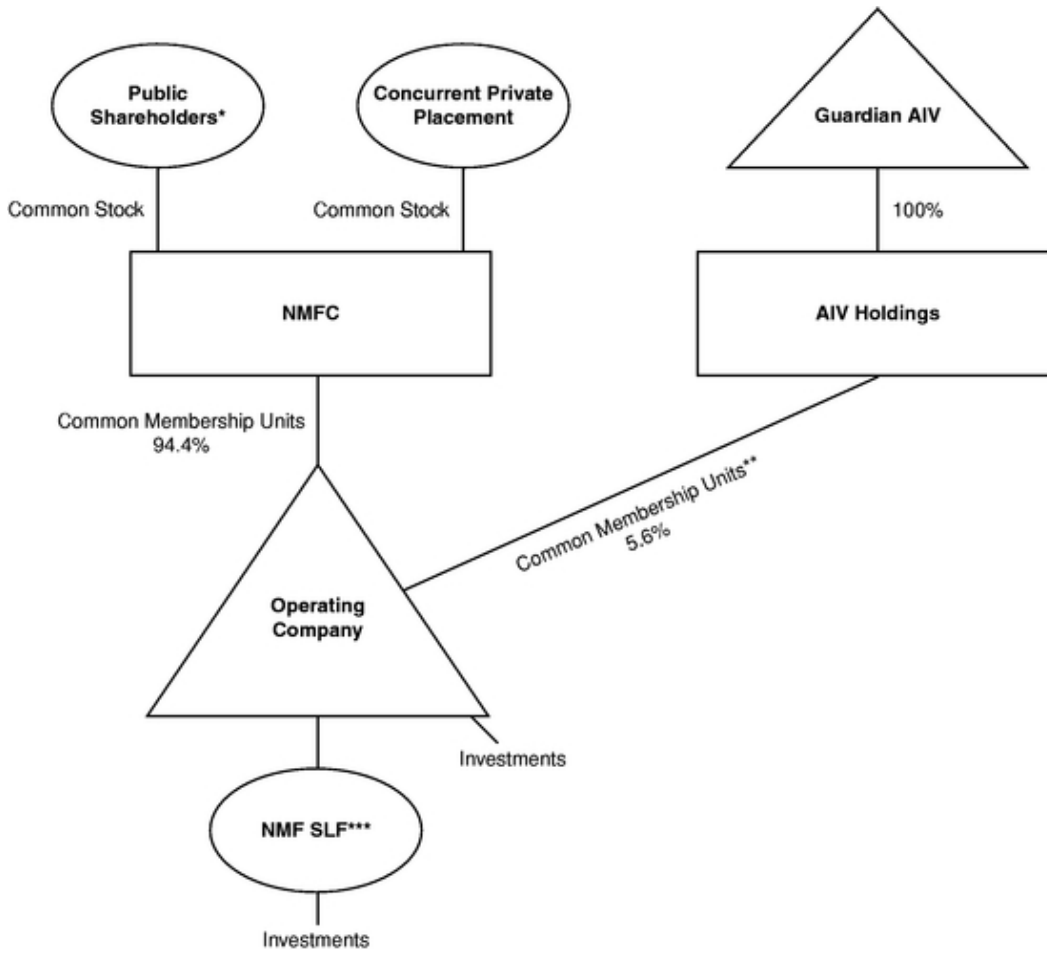
As a result of the transactions completed in connection with the IPO, Guardian AIV obtained units in the Operating Company. Guardian AIV contributed its units in the Operating Company to its newly formed subsidiary, AIV Holdings, in exchange for common stock of AIV Holdings. AIV Holdings has the right to exchange all or any portion of its units in the Operating Company for shares of NMFC's common stock on a one-for-one basis at any time.

NMFC and AIV Holdings are holding companies with no direct operations of their own, and their sole asset is their ownership in the Operating Company. NMFC and AIV Holdings each entered into a joinder agreement with respect to the Limited Liability Company Agreement, as amended and restated, of the Operating Company, pursuant to which NMFC and AIV Holdings were admitted as members of the Operating Company. NMFC acquired from the Operating Company, with the gross proceeds of the IPO and the Concurrent Private Placement, common membership units ("units") of the Operating Company (the number of units are equal to the number of shares of NMFC's common stock sold in the IPO and the Concurrent Private Placement). Additionally, NMFC received units of the Operating Company equal to the number of shares of common stock of NMFC issued to the partners of New Mountain Guardian Partners, L.P.

Since NMFC's IPO, and through December 31, 2013, NMFC raised approximately \$233.4 million in net proceeds from additional offerings of common stock and issued shares of its common stock valued at approximately \$249.6 million on behalf of AIV Holdings for exchanged units. NMFC acquired from the Operating Company units of the Operating Company equal to the number of shares of NMFC's common stock sold in the additional offerings.

[Table of Contents](#)

The diagram below depicts the Companies' organizational structure as of December 31, 2013.



* Includes partners of New Mountain Guardian Partners, L.P.

** These common membership units are exchangeable into shares of NMFC common stock on a one-for-one basis.

*** New Mountain Finance SPV Funding, L.L.C. ("NMF SLF").

The Operating Company consolidates its wholly-owned subsidiary, New Mountain Finance SPV Funding, L.L.C. ("NMF SLF"). NMFC and AIV Holdings do not consolidate the Operating Company. NMFC and AIV Holdings apply investment company master-feeder financial statement presentation, as described in Accounting Standards Codification 946, *Financial Services—Investment Companies*, ("ASC 946") to their interest in the Operating Company. NMFC and AIV Holdings observe that it is industry practice to follow the presentation prescribed for a master fund-feeder fund structure in ASC 946 in instances in which a master fund is owned by more than one feeder fund and that such presentation provides stockholders of NMFC and AIV Holdings with a clearer depiction of their investment in the Master Fund.

New Mountain Finance Advisers BDC, L.L.C.

The Investment Adviser manages the Operating Company's day-to-day operations and provides it with investment advisory and management services. In particular, the Investment Adviser is responsible for identifying attractive investment opportunities, conducting research and due diligence on

[Table of Contents](#)

prospective investments, structuring the Operating Company's investments and monitoring and servicing the Operating Company's investments. The Investment Adviser is managed by a five member investment committee, which is responsible for approving purchases and sales of the Operating Company's investments above \$5.0 million in aggregate by issuer. For additional information on the investment committee, see "Investment Committee" section.

New Mountain Finance Administration, L.L.C.

The Administrator provides the administrative services necessary to conduct our day-to-day operations. The Administrator also performs, or oversees the performance of, our financial records, our reports to stockholders and reports filed with the Securities and Exchange Commission. The Administrator performs the calculation and publication of our net asset values, the payment of our expenses and oversees the performance of various third-party service providers and the preparation and filing of our tax returns. The Administrator may also provide, on the Operating Company's behalf, managerial assistance to its portfolio companies.

Competition

The Operating Company competes for investments with a number of BDCs and investment funds (including private equity and hedge funds), as well as traditional financial services companies such as commercial banks and other sources of financing. Many of these entities have greater financial and managerial resources than we do. We believe the Operating Company is able to be competitive with these entities primarily on the basis of the experience and contacts of its management team, the Operating Company's responsive and efficient investment analysis and decision-making processes, the investment terms the Operating Company offers, the leveraged model that the Operating Company employs to perform its due diligence with the broader New Mountain Capital team and the Operating Company's model of investing in companies and industries it knows well.

We believe that some of the Operating Company's competitors may make investments with interest rates and returns that are comparable to or lower than the rates and returns that the Operating Company targets. Therefore, the Operating Company does not seek to compete solely on the interest rates and returns that it offers to potential portfolio companies. For additional information concerning the competitive risks we face, see *Item 1A.—Risk Factors*.

Investment Objectives and Portfolio

The Operating Company's investment objective is to generate current income and capital appreciation through the sourcing and origination of debt securities at all levels of the capital structure, including first and second lien debt, notes, bonds and mezzanine securities. In some cases, the Operating Company's investments may also include equity interests such as preferred stock, common stock, warrants or options received in connection with the Operating Company's debt investments or may include a direct investment in the equity of private companies.

The Operating Company makes investments through both primary originations and open-market secondary purchases. The Operating Company primarily targets loans to, and invests in, United States ("U.S.") middle market businesses, a market segment we believe continues to be underserved by other lenders. We define middle market businesses as those businesses with annual earnings before interest, taxes, depreciation, and amortization ("EBITDA") between \$20.0 million and \$200.0 million. The primary focus is in the debt of defensive growth companies, which are defined as generally exhibiting the following characteristics: (i) sustainable secular growth drivers, (ii) high barriers to competitive entry, (iii) high free cash flow after capital expenditure and working capital needs, (iv) high returns on assets and (v) niche market dominance. The Operating Company's targeted investments typically have maturities of between five and ten years and generally range in size between \$10.0 million and

[Table of Contents](#)

\$50.0 million. This investment size may vary proportionately as the size of the Operating Company's capital base changes. At December 31, 2013, the Operating Company's portfolio consisted of 59 portfolio companies and was invested 49.6% in first lien loans, 42.0% in second lien loans, 2.4% in subordinated debt and 6.0% in equity and other, as measured at fair value versus 63 portfolio companies invested 49.8% in first lien loans, 44.6% in second lien loans, 4.6% in subordinated debt and 1.0% in equity and other at December 31, 2012.

The fair value of the Operating Company's investments was approximately \$1,115.7 million in 59 portfolio companies at December 31, 2013, \$989.8 million in 63 portfolio companies at December 31, 2012 and \$703.5 million in 55 portfolio companies at December 31, 2011.

The following table shows the Operating Company's portfolio and investment activity for the years ended December 31, 2013, December 31, 2012 and December 31, 2011:

(in millions)	Years ended December 31,		
	2013	2012	2011
New investments in 34, 45 and 37 portfolio companies, respectively	\$ 529.3	\$ 673.2	\$ 493.3
Debt repayments in existing portfolio companies	395.4	299.2	146.4
Sales of securities in 12, 22 and 17 portfolio companies, respectively	31.2	124.7	85.6
Change in unrealized appreciation on 45, 48 and 17 portfolio companies, respectively	27.9	27.0	6.1
Change in unrealized depreciation on 29, 30 and 48 portfolio companies, respectively	(19.9)	(17.1)	(29.2)

At December 31, 2013 and December 31, 2012, the Operating Company's weighted average Yield to Maturity was approximately 10.6% and 10.1%, respectively. This Yield to Maturity calculation assumes that all investments not on non-accrual are purchased at fair value on December 31, 2013 and December 31, 2012, respectively, and held until their respective maturities with no prepayments or losses and exited at par at maturity. The actual yield to maturity may be higher or lower due to the future selection of the London Interbank Offered Rate ("LIBOR") contracts by the individual companies in the Operating Company's portfolio or other factors.

The following summarizes the Operating Company's ten largest portfolio company investments and top ten industries in which the Operating Company was invested as of December 31, 2013, calculated as a percentage of total assets as of December 31, 2013.

<u>Portfolio Company</u>	<u>Percent of Total Assets</u>
McGraw-Hill Global Education Holdings, LLC	4.0%
Global Knowledge Training LLC	3.9%
Deltek, Inc.	3.6%
UniTek Global Services, Inc.	3.5%
Edmentum, Inc. (fka Plato, Inc.).	3.3%
Crowley Holdings Preferred, LLC	3.1%
SRA International, Inc.	3.0%
Kronos Incorporated	2.8%
Rocket Software, Inc.	2.7%
Pinnacle Holdco S.à r.l. / Pinnacle (US) Acquisition Co Limited	2.6%

Industry	Percent of Total Assets
Software	21.7%
Education	20.5%
Business Services	12.7%
Distribution & Logistics	10.5%
Federal Services	7.3%
Healthcare Services	7.0%
Energy	6.0%
Media	4.0%
Healthcare Products	3.6%
Consumer Services	1.4%

Investment Criteria

The Investment Adviser has identified the following investment criteria and guidelines for use in evaluating prospective portfolio companies. However, not all of these criteria and guidelines were, or will be, met in connection with each of the Operating Company's investments.

- *Defensive growth industries.* The Operating Company seeks to invest in industries that can succeed in both robust and weak economic environments but which are also sufficiently large and growing to achieve high valuations providing enterprise value cushion for our targeted debt securities.
- *High barriers to competitive entry.* The Operating Company targets industries and companies that have well defined industries and well established, understandable barriers to competitive entry.
- *Recurring revenue.* Where possible, the Operating Company focuses on companies that have a high degree of predictability in future revenue.
- *Flexible cost structure.* The Operating Company seeks to invest in businesses that have limited fixed costs and therefore modest operating leverage.
- *Strong free cash flow and high return on assets.* The Operating Company focuses on businesses with a demonstrated ability to produce meaningful free cash flow from operations. The Operating Company typically targets companies that are not asset intensive and that have minimal capital expenditure and minimal working capital growth needs.
- *Sustainable business and niche market dominance.* The Operating Company seeks to invest in businesses that exert niche market dominance in their industry and that have a demonstrated history of sustaining market leadership over time.
- *Established companies.* The Operating Company seeks to invest in established companies with sound historical financial performance. The Operating Company does not intend to invest in start-up companies or companies with speculative business plans.
- *Private equity sponsorship.* The Operating Company generally seeks to invest in companies in conjunction with private equity sponsors who it knows and trusts and who have proven capabilities in building value.
- *Seasoned management team.* The Operating Company generally requires that its portfolio companies have a seasoned management team with strong corporate governance. Oftentimes the Operating Company has a historical relationship with or direct knowledge of key managers from previous investment experience.

Investment Selection and Process

The Investment Adviser believes it has developed a proven, consistent and replicable investment process to execute the Operating Company's investment strategy. The Investment Adviser seeks to identify the most attractive investment sectors from the top down and then works to become the most advantaged investor in these sectors. The steps in the Investment Adviser's process include:

- Identifying attractive investment sectors top down;
- Creating competitive advantages in the selected industry sectors; and
- Targeting companies with leading market share and attractive business models in its chosen sectors.

Investment Committee

The Investment Adviser's investment committee (the "Investment Committee") currently consists of Steven B. Klinsky, Robert A. Hamwee, Adam Collins, Douglas Lوندal and John Kline. In addition, the executive officers and certain investment professionals are invited to all Investment Committee meetings. The Investment Committee is responsible for approving all of the Operating Company's investment purchases above \$5.0 million. The Investment Committee also approves all asset dispositions above \$5.0 million. Purchases and dispositions below \$5.0 million may be approved by the Operating Company's Chief Executive Officer. These approval thresholds are subject to change over time. We expect to benefit from the extensive and varied relevant experience of the investment professionals serving on the Investment Committee, which includes expertise in private equity, primary and secondary leveraged credit, private mezzanine finance and distressed debt.

The purpose of the Investment Committee is to evaluate and approve, as deemed appropriate, all investments by the Investment Adviser, subject to certain thresholds. The Investment Committee process is intended to bring the diverse experience and perspectives of the Investment Committee's members to the analysis and consideration of every investment. The Investment Committee also serves to provide investment consistency and adherence to the Investment Adviser's investment philosophies and policies. The Investment Committee also determines appropriate investment sizing.

In addition to reviewing investments, the Investment Committee meetings serve as a forum to discuss credit views and outlooks. Potential transactions and investment opportunities are also reviewed on a regular basis. Members of the Operating Company's investment team are encouraged to share information and views on credits with the committee early in their analysis. This process improves the quality of the analysis and assists the deal team members to work more efficiently.

Investment Structure

The Operating Company targets debt investments that will yield meaningful current income and occasionally provide the opportunity for capital appreciation through equity securities. The Operating Company's debt investments are typically structured with the maximum seniority and collateral that the Operating Company can reasonably obtain while seeking to achieve its total return target.

Debt Investments

The terms of the Operating Company's debt investments are tailored to the facts and circumstances of the transaction and prospective portfolio company and structured to protect its rights and manage its risk while creating incentives for the portfolio company to achieve its business plan. A substantial source of return is the cash interest that the Operating Company collects on its debt investments.

[Table of Contents](#)

- **First Lien Loans and Bonds.** First lien loans and bonds generally have terms of four to seven years, provide for a variable or fixed interest rate, may contain prepayment penalties and are secured by a first priority security interest in all existing and future assets of the borrower.
- **Second Lien Loans and Bonds.** Second lien loans and bonds generally have terms of five to eight years, provide for a variable or fixed interest rate, may contain prepayment penalties and are secured by a second priority security interest in all existing and future assets of the borrower. These second lien loans and bonds may include payment-in-kind ("PIK") interest, which represents contractual interest accrued and added to the principal that generally becomes due at maturity.
- **Unsecured Senior, Subordinated and "Mezzanine" Loans and Bonds.** Any unsecured investments are generally expected to have terms of five to ten years and provide for a fixed interest rate. Unsecured investments may include PIK interest, which represents contractual interest accrued and added to the principal that generally becomes due at maturity, and may have an equity component, such as warrants to purchase common stock in the portfolio company.

In addition, from time to time the Operating Company may also enter into bridge or other commitments which can result in providing future financing to a portfolio company.

Equity Investments

When the Operating Company makes a debt investment, it may be granted equity in the portfolio company in the same class of security as the sponsor receives upon funding. In addition, the Operating Company may from time to time make non-control, equity co-investments in conjunction with private equity sponsors. The Operating Company generally seeks to structure its equity investments, such as direct equity co-investments, to provide it with minority rights provisions and event-driven put rights. The Operating Company also seeks to obtain limited registration rights in connection with these investments, which may include "piggyback" registration rights.

Portfolio Company Monitoring

The Operating Company monitors the performance and financial trends of its portfolio companies on at least a quarterly basis. The Operating Company attempts to identify any developments within the portfolio company, the industry or the macroeconomic environment that may alter any material element of its original investment strategy. The Operating Company uses several methods of evaluating and monitoring the performance of its investments, including but not limited to, the following:

- review of monthly and quarterly financial statements and financial projections for portfolio companies provided by its management;
- ongoing dialogue with and review of original diligence sources;
- periodic contact with portfolio company management (and, if appropriate the private equity sponsor) to discuss financial position, requirements and accomplishments; and
- assessment of business development success, including product development, profitability and the portfolio company's overall adherence to its business plan.

The Operating Company uses an investment rating system to characterize and monitor the credit profile and expected level of returns on each investment in the portfolio. The Operating Company uses a four-level numeric rating scale as follows:

- Investment Rating 1—Investment is performing materially above expectations;

[Table of Contents](#)

- Investment Rating 2—Investment is performing materially in-line with expectations. All new loans are rated 2 at initial purchase;
- Investment Rating 3—Investment is performing materially below expectations and risk has increased materially since the original investment; and
- Investment Rating 4—Investment is performing substantially below expectations and risks have increased substantially since the original investment. Payments may be delinquent. There is meaningful possibility that the Operating Company will not recoup its original cost basis in the investment and may realize a substantial loss upon exit.

The following table shows the distribution of the Operating Company's investments on the 1 to 4 investment rating scale at fair value as of December 31, 2013:

(in millions) Investment Rating	As of December 31, 2013			
	Par Value(1)	Percent	Fair Value	Percent
Investment Rating 1	\$ 169.6	15.8%	\$ 178.1	16.0%
Investment Rating 2	883.6	82.7%	929.9	83.3%
Investment Rating 3	13.6	1.3%	7.3	0.7%
Investment Rating 4	1.8	0.2%	0.4	—%(2)
	<u>\$ 1,068.6</u>	<u>100.0%</u>	<u>\$ 1,115.7</u>	<u>100.0%</u>

(1) Excludes shares and warrants.

(2) Percent was less than 0.05%.

Exit Strategies/Refinancing

The Operating Company exits its investments typically through one of four scenarios: (i) the sale of the portfolio company itself resulting in repayment of all outstanding debt, (ii) the recapitalization of the portfolio company in which the Operating Company's loan is replaced with debt or equity from a third party or parties (in some cases, the Operating Company may choose to participate in the newly issued loan(s)), (iii) the repayment of the initial or remaining principal amount of the Operating Company's loan then outstanding at maturity or (iv) the sale of the debt investment by the Operating Company. In some investments, there may be scheduled amortization of some portion of the Operating Company's loan which would result in a partial exit of its investment prior to the maturity of the loan.

Valuation

At all times consistent with accounting principles generally accepted in the United States of America ("GAAP") and the 1940 Act, the Operating Company conducts a valuation of assets, which impacts its net asset value, and, consequently, the net asset values of NMFC and AIV Holdings. NMFC and AIV Holdings value their ownership interest on a quarterly basis, or more frequently if required under the 1940 Act.

The Operating Company applies fair value accounting in accordance with GAAP. The Operating Company values its assets on a quarterly basis, or more frequently if required under the 1940 Act. In all cases, the Operating Company's board of directors is ultimately and solely responsible for determining the fair value of the portfolio investments on a quarterly basis in good faith, including investments that are not publicly traded, those whose market prices are not readily available and any other situation where its portfolio investments require a fair value determination. Security transactions

[Table of Contents](#)

are accounted for on a trade date basis. The Operating Company's quarterly valuation procedures are set forth in more detail below:

- (1) Investments for which market quotations are readily available on an exchange are valued at such market quotations based on the closing price indicated from independent pricing services.
- (2) Investments for which indicative prices are obtained from various pricing services and/or brokers or dealers are valued through a multi-step valuation process, as described below, to determine whether the quote(s) obtained is representative of fair value in accordance with GAAP.
 - a. Bond quotes are obtained through independent pricing services. Internal reviews are performed by the investment professionals of the Investment Adviser to ensure that the quote obtained is representative of fair value in accordance with GAAP and if so, the quote is used. If the Investment Adviser is unable to sufficiently validate the quote(s) internally and if the investment's par value or its fair value exceeds the materiality threshold, the investment is valued similarly to those assets with no readily available quotes (see (3) below); and
 - b. For investments other than bonds, the Operating Company looks at the number of quotes readily available and performs the following:
 - i. Investments for which two or more quotes are received from a pricing service are valued using the mean of the mean of the bid and ask of the quotes obtained;
 - ii. Investments for which one quote is received from a pricing service are validated internally. The investment professionals of the Investment Adviser analyze the market quotes obtained using an array of valuation methods (further described below) to validate the fair value. If the Investment Adviser is unable to sufficiently validate the quote internally and if the investment's par value or its fair value exceeds the materiality threshold, the investment is valued similarly to those assets with no readily available quotes (see (3) below).
- (3) Investments for which quotations are not readily available through exchanges, pricing services, brokers, or dealers are valued through a multi-step valuation process:
 - a. Each portfolio company or investment is initially valued by the investment professionals of the Investment Adviser responsible for the credit monitoring;
 - b. Preliminary valuation conclusions will then be documented and discussed with the Operating Company's senior management;
 - c. If an investment falls into (3) above for four consecutive quarters and if the investment's par value or its fair value exceeds the materiality threshold, then at least once each fiscal year, the valuation for each portfolio investment for which the Operating Company does not have a readily available market quotation will be reviewed by an independent valuation firm engaged by the Companies' board of directors; and
 - d. When deemed appropriate by the Operating Company's management, an independent valuation firm may be engaged to review and value investment(s) of a portfolio company, without any preliminary valuation being performed by the Investment Adviser. The investment professionals of the Investment Adviser will review and validate the value provided.

For investments in revolving credit facilities and delayed draw commitments, the cost basis of the funded investments purchased is offset by any netbacks received for any unfunded portion on the total balance committed. The fair value is also adjusted for the price appreciation or depreciation on the

[Table of Contents](#)

unfunded portion. As a result, the purchase of commitments not completely funded may result in a negative fair value until it is called and funded.

The values assigned to investments are based upon available information and do not necessarily represent amounts which might ultimately be realized, since such amounts depend on future circumstances and cannot be reasonably determined until the individual positions are liquidated. Due to the inherent uncertainty of determining the fair value of investments that do not have a readily available market value, the fair value of the Operating Company's investments may fluctuate from period to period and the fluctuations could be material.

Operating and Regulatory Environment

As with other companies regulated by the 1940 Act, a BDC must adhere to certain regulatory requirements. The 1940 Act contains prohibitions and restrictions relating to investments by a BDC in another investment company as well as transactions between BDCs and their affiliates, principal underwriters and affiliates of those affiliates or underwriters. A BDC must be organized in the U.S. for the purpose of investing in or lending to primarily private companies and making significant managerial assistance available to them. A BDC may use capital provided by public stockholders and from other sources to make long-term, private investments in businesses. A BDC provides stockholders the ability to retain the liquidity of a publicly traded stock while sharing in the possible benefits, if any, of investing in primarily privately owned companies.

The Operating Company, NMFC and AIV Holdings each have a board of directors. A majority of the Companies' board of directors must be persons who are not interested persons, as that term is defined in the 1940 Act. As BDCs, we are prohibited from protecting any director or officer against any liability to us or our stockholders arising from willful misfeasance, bad faith, gross negligence or reckless disregard of the duties involved in the conduct of such person's office. Additionally, we are required to provide and maintain a bond issued by a reputable fidelity insurance company to protect the BDC.

As a BDC, each of the Companies is required to meet a coverage ratio of the value of total assets to total senior securities, which include all of its borrowings and any preferred stock we may issue in the future, of at least 200.0% (i.e., the amount of debt may not exceed 50.0% of the value of the Operating Company's total assets or the Operating Company may borrow an amount equal to 100.0% of net assets). The Operating Company monitors its compliance with this coverage ratio on a regular basis, however, NMFC and AIV Holdings have no material long-term liabilities themselves and their only business and sole asset is their ownership of the Operating Company. NMFC and AIV Holdings are relying on the provisions of Section 12(d)(1)(E) of the 1940 Act, which requires, among other things, that their respective investment in the Operating Company be their only asset and that their respective stockholders are entitled to vote on a "pass-through" basis with the Operating Company's other voting security holders.

NMFC may, to the extent permitted under the 1940 Act, issue additional equity capital, which would in turn increase the equity capital available to the Operating Company. NMFC is generally not able to issue and sell its common stock at a price below net asset value per share. NMFC may, however, sell its common stock, or warrants, options or rights to acquire its common stock, at a price below the then-current net asset value of its common stock if its board of directors determines that such sale is in the best interests of NMFC and the best interests of its stockholders, and its stockholders approve such sale. In addition, NMFC may generally issue new shares of its common stock at a price below net asset value in rights offerings to existing stockholders and in certain other limited circumstances.

As a BDC, the Operating Company is generally not permitted to invest in any portfolio company in which the Investment Adviser or any of its affiliates currently have an investment or to make any

[Table of Contents](#)

co-investments with the Investment Adviser or its affiliates without an exemptive order from the Securities and Exchange Commission.

We may not change the nature of our business so as to cease to be, or withdraw our election as, a BDC unless authorized by vote of a majority of the outstanding voting securities, as required by the 1940 Act. A majority of the outstanding voting securities of a company is defined under the 1940 Act as the lesser of: (a) 67.0% or more of such company's voting securities present at a meeting if more than 50.0% of the outstanding voting securities of such company are present or represented by proxy, or (b) more than 50.0% of the outstanding voting securities of such company. We do not anticipate any substantial change in the nature of our business.

In addition, as BDCs, the Companies are not permitted to issue stock or units in consideration for services.

NMFC's and AIV Holdings' Taxation as a Regulated Investment Company

NMFC and AIV Holdings have elected to be treated, and intend to comply with the requirements to continue to qualify annually, as RICs under Subchapter M of the Code. As RICs, NMFC and AIV Holdings generally will not pay corporate-level federal income taxes on any net ordinary income or capital gains that they timely distribute to their stockholders as dividends. Rather, dividends distributed by NMFC or AIV Holdings generally will be taxable to NMFC's or AIV Holdings' stockholders, and any net operating losses, foreign tax credits and other tax attributes of NMFC or AIV Holdings generally will not pass through to NMFC's or AIV Holdings' stockholders, subject to special rules for certain items such as net capital gains and qualified dividend income recognized by NMFC and AIV Holdings.

To qualify as RICs, NMFC and AIV Holdings must, among other things, meet certain source-of-income and asset diversification requirements. In addition, to qualify as RICs, NMFC and AIV Holdings must distribute to their stockholders, for each taxable year, at least 90.0% of their "investment company taxable income", which is generally their net ordinary income plus the excess of realized net short-term capital gains over realized net long-term capital losses (the "Annual Distribution Requirement").

NMFC and AIV Holdings will be subject to a 4.0% nondeductible federal excise tax on certain undistributed income unless they distribute in a timely manner an amount at least equal to the sum of (1) 98.0% of their respective net ordinary income for each calendar year, (2) 98.2% of their respective capital gain net income for the one-year period ending October 31 in that calendar year and (3) any income recognized, but not distributed, in preceding years (the "Excise Tax Avoidance Requirement"). While NMFC and AIV Holdings intend to make distributions to their stockholders in each taxable year that will be sufficient to avoid any federal excise tax on their earnings, there can be no assurance that NMFC or AIV Holdings will be successful in entirely avoiding this tax. For the year ended December 31, 2013, NMFC and AIV Holdings accrued federal excise taxes of \$2.3 thousand and zero, respectively.

In order to qualify as RICs for federal income tax purposes, NMFC and AIV Holdings must, among other things:

- continue to qualify as BDCs under the 1940 Act at all times during each taxable year;
- derive in each taxable year at least 90.0% of their respective gross income from dividends, interest, payments with respect to loans of certain securities, gains from the sale of stock or other securities, net income from certain "qualified publicly traded partnerships", or other income derived with respect to NMFC's or AIV Holdings' business of investing in such stock or securities (the "90.0% Income Test"); and

[Table of Contents](#)

- diversify their holdings so that at the end of each quarter of the taxable year:
 - at least 50.0% of the respective values of NMFC's or AIV Holdings' assets consists of cash, cash equivalents, U.S. government securities, securities of other RICs, and other securities if such other securities of any one issuer do not represent more than 5.0% of the respective values of NMFC's or AIV Holdings' assets or more than 10.0% of the outstanding voting securities of the issuer; and
 - no more than 25.0% of the respective values of NMFC's or AIV Holdings' assets is invested in the securities, other than U.S. government securities or securities of other RICs, of one issuer, of two or more issuers that are controlled, as determined under applicable Code rules, by NMFC or AIV Holdings and that are engaged in the same or similar or related trades or businesses or of certain "qualified publicly traded partnerships" (the "Diversification Tests").

Failure to Qualify as a Regulated Investment Company

If NMFC or AIV Holdings fails to satisfy the 90.0% Income Test or the Diversification Tests for any taxable year or quarter of such taxable year, they may nevertheless continue to qualify as a RIC for such year if certain relief provisions of the Code apply (which may, among other things, require it to pay certain corporate-level federal taxes or to dispose of certain assets). If NMFC or AIV Holdings fails to qualify for treatment as a RIC and such relief provisions do not apply to NMFC or AIV Holdings, NMFC or AIV Holdings will be subject to federal income tax on all of its taxable income at regular corporate rates (and also will be subject to any applicable state and local taxes), regardless of whether NMFC or AIV Holdings makes any distributions to its stockholders. Distributions would not be required. However, if distributions were made, any such distributions would be taxable to its stockholders as ordinary dividend income and, subject to certain limitations under the Code, any such distributions would be eligible for the 20.0% maximum rate applicable to non-corporate taxpayers to the extent of NMFC's or AIV Holdings' current or accumulated earnings and profits. Subject to certain limitations under the Code, corporate distributees would be eligible for the dividends-received deduction. Distributions in excess of NMFC's or AIV Holdings' current and accumulated earnings and profits would be treated first as a return of capital to the extent of the stockholder's tax basis, and any remaining distributions would be treated as a capital gain.

Subject to a limited exception applicable to RICs that qualified as such under Subchapter M of the Code for at least one year prior to disqualification and that requalify as a RIC no later than the second year following the non-qualifying year, NMFC and AIV Holdings could be subject to tax on any unrealized net built-in gains in the assets held by NMFC or AIV Holdings during the period in which NMFC or AIV Holdings failed to qualify as a RIC that are recognized during the ten-year period (or five-year period for taxable years beginning during 2013) after its requalification as a RIC, unless NMFC or AIV Holdings made a special election to pay corporate-level federal income tax on such built-in gain at the time of NMFC's or AIV Holdings' requalification as a RIC. NMFC or AIV Holdings may decide to be taxed as a regular corporation even if NMFC or AIV Holdings would otherwise qualify as a RIC if NMFC or AIV Holdings determines that treatment as a corporation for a particular year would be in its best interests.

Investment Management Agreement

The Companies are closed-end, non-diversified management investment companies that have elected to be treated as BDCs under the 1940 Act. NMFC and AIV Holdings are holding companies with no direct operations of their own, and their only business and sole asset are their ownership of units of the Operating Company. As a result, NMFC and AIV Holdings do not pay any external investment advisory or management fees. However, the Operating Company is externally managed by

[Table of Contents](#)

the Investment Adviser and pays the Investment Adviser a fee for its services. The following summarizes the arrangements between the Operating Company and the Investment Adviser pursuant to an investment advisory and management agreement, as amended and restated (the "Investment Management Agreement").

Management Services

The Investment Adviser is registered as an Investment Adviser under the Investment Advisers Act of 1940 (the "Advisers Act"). The Investment Adviser serves pursuant to the Investment Management Agreement in accordance with the 1940 Act. Subject to the overall supervision of the Operating Company's board of directors, the Investment Adviser manages the Operating Company's day-to-day operations and provides it with investment advisory and management services. Under the terms of the Investment Management Agreement, the Investment Adviser:

- determines the composition of the Operating Company's portfolio, the nature and timing of the changes to its portfolio and the manner of implementing such changes;
- determines the securities and other assets that the Operating Company will purchase, retain or sell;
- identifies, evaluates and negotiates the structure of the Operating Company's investments that the Operating Company makes;
- executes, monitors and services the investments the Operating Company makes;
- performs due diligence on prospective portfolio companies;
- votes, exercises consents and exercises all other rights appertaining to such securities and other assets on behalf of the Operating Company; and
- provides the Operating Company with such other investment advisory, research and related services as the Operating Company may, from time to time, reasonably require.

The Investment Adviser's services under the Investment Management Agreement are not exclusive, and the Investment Adviser (so long as its services to the Operating Company are not impaired) and/or other entities affiliated with New Mountain Capital are permitted to furnish similar services to other entities.

Management Fees

Pursuant to the Investment Management Agreement, the Operating Company has agreed to pay the Investment Adviser a fee for investment advisory and management services consisting of two components—a base management fee and an incentive fee. The cost of both the base management fee payable to the Investment Adviser and any incentive fees paid in cash to the Investment Adviser are borne by the Operating Company's members, including NMFC and AIV Holdings and, as a result, are indirectly borne by NMFC's and AIV Holdings' stockholders.

Base Management Fees

The base management fee is calculated at an annual rate of 1.75% of the Operating Company's gross assets less (i) the borrowings under the Operating Company's senior loan fund's Loan and Security Agreement with Wells Fargo Bank, National Association, dated October 27, 2010, as amended, (the "SLF Credit Facility") and (ii) cash and cash equivalents. The base management fee is payable quarterly in arrears, and is calculated based on the average value of the Operating Company's gross assets, borrowings under the SLF Credit Facility, and cash and cash equivalents at the end of each of the two most recently completed calendar quarters, and appropriately adjusted on a pro rata basis for any equity capital raises or repurchases during the current calendar quarter.

[Table of Contents](#)

Incentive Fees

The incentive fee consists of two parts. The first part is calculated and payable quarterly in arrears and equals 20.0% of the Operating Company's "Pre-Incentive Fee Adjusted Net Investment Income" for the immediately preceding quarter, subject to a "preferred return", or "hurdle", and a "catch-up" feature. "Pre-Incentive Fee Net Investment Income" means interest income, dividend income and any other income (including any other fees (other than fees for providing managerial assistance), such as commitment, origination, structuring, diligence and consulting fees or other fees that the Operating Company receives from portfolio companies) accrued during the calendar quarter, minus the Operating Company's operating expenses for the quarter (including the base management fee, expenses payable under an administration agreement, as amended and restated (the "Administration Agreement"), with the Administrator, and any interest expense and distributions paid on any issued and outstanding preferred membership units (of which there are none as of December 31, 2013), but excluding the incentive fee). Pre-Incentive Fee Net Investment Income includes, in the case of investments with a deferred interest feature (such as original issue discount, debt instruments with PIK interest and zero coupon securities), accrued income that the Operating Company has not yet received in cash. Pre-Incentive Fee Net Investment Income does not include any realized capital gains, realized capital losses or unrealized capital appreciation or depreciation.

Under GAAP, NMFC's IPO did not step-up the cost basis of the Operating Company's existing investments to fair market value at the IPO date. Since the total value of the Operating Company's investments at the time of the IPO was greater than the investments' cost basis, a larger amount of amortization of purchase or original issue discount, as well as different amounts in realized gain and unrealized appreciation, may be recognized under GAAP in each period than if the step-up had occurred. This will remain until such predecessor investments are sold or mature in the future. The Operating Company tracks the transferred (or fair market) value of each of its investments as of the time of the IPO and, for purposes of the incentive fee calculation, adjusts Pre-Incentive Fee Net Investment Income to reflect the amortization of purchase or original issue discount on the Operating Company's investments as if each investment was purchased at the date of the IPO, or stepped up to fair market value. This is defined as "Pre-Incentive Fee Adjusted Net Investment Income". The Operating Company also uses the transferred (or fair market) value of each of its investments as of the time of the IPO to adjust capital gains ("Adjusted Realized Capital Gains") or losses ("Adjusted Realized Capital Losses") and unrealized capital appreciation ("Adjusted Unrealized Capital Appreciation") and unrealized capital depreciation ("Adjusted Unrealized Capital Depreciation").

Pre-Incentive Fee Adjusted Net Investment Income, expressed as a rate of return on the value of the Operating Company's net assets at the end of the immediately preceding calendar quarter, will be compared to a "hurdle rate" of 2.0% per quarter (8.0% annualized), subject to a "catch-up" provision measured as of the end of each calendar quarter. The hurdle rate is appropriately pro-rated for any partial periods. The calculation of the Operating Company's incentive fee with respect to the Pre-Incentive Fee Adjusted Net Investment Income for each quarter is as follows:

- No incentive fee is payable to the Investment Adviser in any calendar quarter in which the Operating Company's Pre-Incentive Fee Adjusted Net Investment Income does not exceed the hurdle rate of 2.0% (the "preferred return" or "hurdle").
- 100.0% of the Operating Company's Pre-Incentive Fee Adjusted Net Investment Income with respect to that portion of such Pre-Incentive Fee Adjusted Net Investment Income, if any, that exceeds the hurdle rate but is less than or equal to 2.5% in any calendar quarter (10.0% annualized) is payable to the Investment Adviser. This portion of the Operating Company's Pre-Incentive Fee Adjusted Net Investment Income (which exceeds the hurdle rate but is less than or equal to 2.5%) is referred to as the "catch-up". The catch-up provision is intended to provide the Investment Adviser with an incentive fee of 20.0% on all of the Operating

[Table of Contents](#)

Company's Pre-Incentive Fee Adjusted Net Investment Income as if a hurdle rate did not apply when the Operating Company's Pre-Incentive Fee Adjusted Net Investment Income exceeds 2.5% in any calendar quarter.

- 20.0% of the amount of the Operating Company's Pre-Incentive Fee Adjusted Net Investment Income, if any, that exceeds 2.5% in any calendar quarter (10.0% annualized) is payable to the Investment Adviser once the hurdle is reached and the catch-up is achieved.

The second part will be determined and payable in arrears as of the end of each calendar year (or upon termination of the Investment Management Agreement) and will equal 20.0% of the Operating Company's Adjusted Realized Capital Gains, if any, on a cumulative basis from inception through the end of each calendar year, computed net of all Adjusted Realized Capital Losses and Adjusted Unrealized Capital Depreciation on a cumulative basis, less the aggregate amount of any previously paid capital gain incentive fee.

In accordance with GAAP, the Operating Company accrues a hypothetical capital gains incentive fee based upon the cumulative net Adjusted Realized Capital Gains and Adjusted Realized Capital Losses and the cumulative net Adjusted Unrealized Capital Appreciation and Adjusted Unrealized Capital Depreciation on investments held at the end of each period. Actual amounts paid to the Investment Adviser are consistent with the Investment Management Agreement and are based only on actual Adjusted Realized Capital Gains computed net of all Adjusted Realized Capital Losses and Adjusted Unrealized Capital Depreciation on a cumulative basis from inception through the end of each calendar year as if the entire portfolio was sold at fair value.

Example 1: Income Related Portion of Incentive Fee for Each Calendar Quarter*:

Alternative 1

Assumptions

Investment income (including interest, dividends, fees, etc.) = 1.25%

Hurdle rate(1) = 2.00%

Management fee(2) = 0.44%

Other expenses (legal, accounting, safekeeping agent, transfer agent, etc.)(3) = 0.20%

Pre-Incentive Fee Adjusted Net Investment Income
(investment income - (management fee + other expenses)) = 0.61%

Pre-Incentive Fee Adjusted Net Investment Income does not exceed the hurdle rate, therefore there is no income-related incentive fee.

Alternative 2

Assumptions

Investment income (including interest, dividends, fees, etc.) = 2.90%

Hurdle rate(1) = 2.00%

Management fee(2) = 0.44%

Other expenses (legal, accounting, safekeeping agent, transfer agent, etc.)(3) = 0.20%

Pre-Incentive Fee Adjusted Net Investment Income
(investment income - (management fee + other expenses)) = 2.26%

Incentive fee = 100.00% × Pre-Incentive Fee Adjusted Net Investment Income (subject to "catch-up")(4)

$$= 100.00\% \times (2.26\% - 2.00\%)$$

$$= 0.26\%$$



[Table of Contents](#)

Pre-Incentive Fee Adjusted Net Investment Income exceeds the hurdle rate, but does not fully satisfy the "catch-up" provision, therefore the income related portion of the incentive fee is 0.26%.

Alternative 3

Assumptions

Investment income (including interest, dividends, fees, etc.) = 3.50%

Hurdle rate(1) = 2.00%

Management fee(2) = 0.44%

Other expenses (legal, accounting, safekeeping agent, transfer agent, etc.)(3) = 0.20%

Pre-Incentive Fee Adjusted Net Investment Income
(investment income - (management fee + other expenses)) = 2.86%

Incentive fee = 100.00% × Pre-Incentive Fee Adjusted Net Investment Income (subject to "catch-up")(4)

Incentive fee = 100.00% × "catch-up" + (20.00% × (Pre-Incentive Fee Adjusted Net Investment Income - 2.50%))

Catch-up = 2.50% - 2.00%
= 0.50%

Incentive fee = (100.00% × 0.50%) + (20.00% × (2.86% - 2.50%))
= 0.50% + (20.00% × 0.36%)
= 0.50% + 0.07%
= 0.57%

Pre-Incentive Fee Adjusted Net Investment Income exceeds the hurdle rate, and fully satisfies the "catch-up" provision, therefore the income related portion of the incentive fee is 0.57%.

* The hypothetical amount of pre-incentive fee net investment income shown is based on a percentage of total net assets and assumes, for the Operating Company's investments held prior to the IPO, interest income has been adjusted to reflect the amortization of purchase or original issue discount as if each investment was purchased at the date of the IPO, or stepped up to fair market value.

- (1) Represents 8.00% annualized hurdle rate.
- (2) Assumes 1.75% annualized base management fee.
- (3) Excludes organizational and offering expenses.
- (4) The "catch-up" provision is intended to provide the Investment Adviser with an incentive fee of 20.00% on all Pre-Incentive Fee Adjusted Net Investment Income as if a hurdle rate did not apply when the Operating Company's net investment income exceeds 2.50% in any calendar quarter.

Example 2: Capital Gains Portion of Incentive Fee*:

Alternative 1:

Assumptions

Year 1: \$20.0 million investment made in Company A ("Investment A"), and \$30.0 million investment made in Company B ("Investment B")

Year 2: Investment A sold for \$50.0 million and fair market value ("FMV") of Investment B determined to be \$32.0 million

Year 3: FMV of Investment B determined to be \$25.0 million

Year 4: Investment B sold for \$31.0 million

The capital gains portion of the incentive fee would be:

Year 1: None

Year 2: Capital gains incentive fee of \$6.0 million—(\$30.0 million realized capital gains on sale of Investment A multiplied by 20.0%)

Year 3: None—\$5.0 million (20.0% multiplied by (\$30.0 million cumulative capital gains less \$5.0 million cumulative capital depreciation)) less \$6.0 million (previous capital gains fee paid in Year 2)

Year 4: Capital gains incentive fee of \$0.2 million—\$6.2 million (\$31.0 million cumulative realized capital gains multiplied by 20.0%) less \$6.0 million (capital gains incentive fee taken in Year 2)

Alternative 2

Assumptions

Year 1: \$20.0 million investment made in Company A ("Investment A"), \$30.0 million investment made in Company B ("Investment B") and \$25.0 million investment made in Company C ("Investment C")

Year 2: Investment A sold for \$50.0 million, FMV of Investment B determined to be \$25.0 million and FMV of Investment C determined to be \$25.0 million

Year 3: FMV of Investment B determined to be \$27.0 million and Investment C sold for \$30.0 million

Year 4: FMV of Investment B determined to be \$35.0 million

Year 5: Investment B sold for \$20.0 million

The capital gains incentive fee, if any, would be:

Year 1: None

Year 2: \$5.0 million capital gains incentive fee—20.0% multiplied by \$25.0 million (\$30.0 million realized capital gains on Investment A less \$5.0 million unrealized capital depreciation on Investment B)

Year 3: \$1.4 million capital gains incentive fee—\$6.4 million (20.0% multiplied by \$32.0 million (\$35.0 million cumulative realized capital gains less \$3.0 million unrealized capital depreciation)) less \$5.0 million capital gains incentive fee received in Year 2

[Table of Contents](#)

Year 4: \$0.6 million capital gains incentive fee—\$7.0 million (20.0% multiplied by \$35.0 million cumulative realized capital gains) less cumulative \$6.4 million capital gains incentive fee received in Year 2 and Year 3

Year 5: None—\$5.0 million (20.0% multiplied by \$25.0 million (cumulative realized capital gains of \$35.0 million less realized capital losses of \$10.0 million)) less \$7.0 million cumulative capital gains incentive fee paid in Year 2, Year 3 and Year 4(1)

-
- * The hypothetical amounts of returns shown are based on a percentage of the Operating Company's total net assets and assume no leverage. There is no guarantee that positive returns will be realized and actual returns may vary from those shown in this example. The capital gains incentive fees are calculated on an "adjusted" basis for the Operating Company's investments held prior to the IPO and assumes those investments have been adjusted to reflect the amortization of purchase or original issue discount as if each investment was purchased at the date of the IPO, or stepped up to fair market value.
- (1) As noted above, it is possible that the cumulative aggregate capital gains fee received by the Investment Adviser (\$7.0 million) is effectively greater than \$5.0 million (20.0% of cumulative aggregate realized capital gains less net realized capital losses or net unrealized depreciation (\$25.0 million)).

Payment of Expenses

The Operating Company's primary operating expenses are the payment of a base management fee and any incentive fees under the Investment Management Agreement and the allocable portion of overhead and other expenses incurred by the Administrator in performing its obligations to the Companies under the Administration Agreement. The Operating Company bears all other expenses of the Companies' operations and transactions, including (without limitation) fees and expenses relating to:

- organizational and offering expenses;
- the investigation and monitoring of the Operating Company's investments;
- the cost of calculating net asset value;
- interest payable on debt, if any, to finance its investments;
- the cost of effecting sales and repurchases of shares of NMFC's common stock and other securities;
- management and incentive fees payable pursuant to the Investment Management Agreement;
- fees payable to third parties relating to, or associated with, making investments and valuing investments (including third-party valuation firms);
- transfer agent and custodial fees;
- fees and expenses associated with marketing efforts (including attendance at investment conferences and similar events);
- federal and state registration fees;
- any exchange listing fees;
- federal, state, local and foreign taxes;
- independent directors' fees and expenses;
- brokerage commissions;

[Table of Contents](#)

- costs of proxy statements, stockholders' reports and notices;
- costs of preparing government filings, including periodic and current reports with the Securities and Exchange Commission;
- fees and expenses associated with independent audits and outside legal costs;
- costs associated with reporting and compliance obligations under the 1940 Act and applicable federal and state securities laws;
- fidelity bond, liability insurance and other insurance premiums; and
- printing, mailing and all other direct expenses incurred by either the Investment Adviser or the Companies in connection with administering our business, including payments under the Administration Agreement that is based upon the Companies allocable portion of overhead and other expenses incurred by the Administrator in performing its obligations to the Companies under the Administration Agreement, including the allocable portion of the compensation of the Companies' chief financial officer and chief compliance officer and their respective staffs.

Qualifying Assets

Under the 1940 Act, a BDC may not acquire any asset other than assets of the type listed in Section 55(a) of the 1940 Act, which are referred to as qualifying assets, unless, at the time the acquisition is made, qualifying assets represent at least 70.0% of the BDC's total assets. Since NMFC and AIV Holdings have no assets other than their ownership of units of the Operating Company and have no material long-term liabilities, NMFC and AIV Holdings look to the Operating Company's assets for purposes of satisfying these requirements. The principal categories of qualifying assets relevant to our business are any of the following:

- 1) Securities purchased in transactions not involving any public offering from the issuer of such securities, which issuer (subject to certain limited exceptions) is an eligible portfolio company, or from any person who is, or has been during the preceding 13 months, an affiliated person of an eligible portfolio company, or from any other person, subject to such rules as may be prescribed by the Securities and Exchange Commission. An eligible portfolio company is defined in the 1940 Act as any issuer which:
 - (a) is organized under the laws of, and has its principal place of business in, the U.S.;
 - (b) is not an investment company (other than a small business investment company wholly owned by the BDC) or a company that would be an investment company but for certain exclusions under the 1940 Act; and
 - (c) satisfies any of the following:
 - (i) does not have any class of securities that is traded on a national securities exchange;
 - (ii) has a class of securities listed on a national securities exchange, but has an aggregate market value of outstanding voting and non-voting common equity of less than \$250.0 million;
 - (iii) is controlled by a BDC or a group of companies including a BDC and the BDC has an affiliated person who is a director of the eligible portfolio company; or
 - (iv) is a small and solvent company having total assets of not more than \$4.0 million and capital and surplus of not less than \$2.0 million.
- 2) Securities of any eligible portfolio company that the Operating Company controls.

[Table of Contents](#)

- 3) Securities purchased in a private transaction from a U.S. issuer that is not an investment company or from an affiliated person of the issuer, or in transactions incident thereto, if the issuer is in bankruptcy and subject to reorganization or if the issuer, immediately prior to the purchase of its securities was unable to meet its obligations as they came prior to the purchase of its securities was unable to meet its obligations as they came due without material assistance other than conventional lending or financing arrangements.
- 4) Securities of an eligible portfolio company purchased from any person in a private transaction if there is no ready market for such securities and the Operating Company already owns 60.0% of the outstanding equity of the eligible portfolio company.
- 5) Securities received in exchange for or distributed on or with respect to securities described in (1) through (4) above, or pursuant to the exercise of warrants or rights relating to such securities.
- 6) Cash, cash equivalents, U.S. government securities or high-quality debt securities maturing in one year or less from the time of investment.

In addition, a BDC must have been organized and have its principal place of business in the U.S. and must be operated for the purpose of making investments in the types of securities described in (1), (2) or (3) above.

As of December 31, 2013, 3.7% of the Operating Company's total assets were not qualifying assets.

Managerial Assistance to Portfolio Companies

In order to count portfolio securities as qualifying assets for the purpose of the 70.0% test, the Operating Company must either control the issuer of the securities or must offer to make available to the issuer of the securities (other than small and solvent companies described above) significant managerial assistance, except that, where the Operating Company purchases such securities in conjunction with one or more other persons acting together, one of the other persons in the group may make available such managerial assistance. Making available managerial assistance means, among other things, any arrangement whereby the BDC offers to provide, and, if accepted, does so provide, significant guidance and counsel concerning the management, operations or business objectives and policies of a portfolio company. The Administrator or its affiliate provides such managerial assistance on the Operating Company's behalf to portfolio companies that request this assistance.

Temporary Investments

Pending investments in other types of qualifying assets, the Operating Company's investments may consist of cash, cash equivalents, U.S. government securities or high-quality debt securities maturing in one year or less from the time of investment (collectively, as "temporary investments"), so that 70.0% of the Operating Company's assets are qualifying assets. Typically, the Operating Company will invest in U.S. Treasury bills or in repurchase agreements, provided that such agreements are fully collateralized by cash or securities issued by the U.S. government or its agencies. A repurchase agreement involves the purchase by an investor, such as the Operating Company, of a specified security and the simultaneous agreement by the seller to repurchase it at an agreed-upon future date and at a price that is greater than the purchase price by an amount that reflects an agreed-upon interest rate. There is no percentage restriction on the proportion of the Operating Company's assets that may be invested in such repurchase agreements. However, if more than 25.0% of the Operating Company's total assets constitute repurchase agreements from a single counterparty, NMFC and AIV Holdings would not meet the Diversification Tests in order to qualify as a RIC for federal income tax purposes. Thus, the Operating Company does not intend to enter into repurchase agreements with a single counterparty in

[Table of Contents](#)

excess of this limit. The Investment Adviser will monitor the creditworthiness of the counterparties with which the Operating Company enters into repurchase agreement transactions.

Senior Securities

The Operating Company is permitted, under specified conditions, to issue multiple classes of debt and one class of membership units senior to its common membership units if the Operating Company's asset coverage, as defined in the 1940 Act, is at least equal to 200.0% immediately after each such issuance. In addition, while any senior securities remain outstanding (other than any indebtedness issued in consideration of a privately arranged loan, such as any indebtedness outstanding under the Operating Company's Amended and Restated Loan and Security Agreement with Wells Fargo Bank, National Association, dated May 19, 2011, as amended (the "Holdings Credit Facility"), or the SLF Credit Facility), the Companies must make provisions to prohibit any distribution to their stockholders or unit holders, as applicable, or the repurchase of their equity securities unless the Operating Company meets the applicable asset coverage ratios at the time of the distribution or repurchase. The Operating Company may also borrow amounts up to 5.0% of the value of its total assets for temporary or emergency purposes without regard to its asset coverage. The Operating Company will include the assets and liabilities of NMF SLF for purposes of calculating the asset coverage ratio. For a discussion of the risks associated with leverage, see *Item 1A.—Risk Factors*.

Code of Ethics

The Companies have adopted a code of ethics pursuant to Rule 17j-1 under the 1940 Act that establishes procedures for personal investments and restricts certain personal securities transactions. Personnel subject to the code may invest in securities for their personal investment accounts, including securities that may be purchased or held by the Operating Company so long as such investments are made in accordance with the code's requirements. You may read and copy the code of ethics at the Securities and Exchange Commission's Public Reference Room located at 100 F Street, N.E., Washington, D.C. 20549. You may obtain information on the operation of the Public Reference Room by calling the Securities and Exchange Commission at 1-800-SEC-0330, and copies of the code of ethics may be obtained, after paying a duplication fee, by electronic request at the following e-mail address: publicinfo@sec.gov. In addition, the code of ethics is available on the Securities and Exchange Commission's Internet site at <http://www.sec.gov>.

Compliance Policies and Procedures

The Companies and the Investment Adviser have adopted and implemented written policies and procedures reasonably designed to prevent violation of the federal securities laws and the Companies are required to review these compliance policies and procedures annually for their adequacy and the effectiveness of their implementation. The Companies' chief compliance officer is responsible for administering these policies and procedures.

Proxy Voting Policies and Procedures

The Operating Company has delegated its proxy voting responsibility to the Investment Adviser. The proxy voting policies and procedures of the Investment Adviser are set forth below. The guidelines will be reviewed periodically by the Investment Adviser and the Operating Company's non-interested directors, and, accordingly, are subject to change.

Introduction

As an investment adviser registered under the Advisers Act, the Investment Adviser has a fiduciary duty to act solely in the best interests of its clients. As part of this duty, it recognizes that it must vote

[Table of Contents](#)

the Operating Company's securities in a timely manner free of conflicts of interest and in the best interests of the Companies.

The policies and procedures for voting proxies for the investment advisory clients of the Investment Adviser are intended to comply with Section 206 of, and Rule 206(4)-6 under, the Advisers Act.

Proxy policies

The Investment Adviser will vote proxies relating to the Operating Company's securities in the best interest of the Companies. It will review on a case-by-case basis each proposal submitted for a stockholder vote to determine its impact on the portfolio securities held by the Operating Company. Although the Investment Adviser will generally vote against proposals that may have a negative impact on its clients' portfolio securities, it may vote for such a proposal if there exists compelling long-term reasons to do so.

The proxy voting decisions of the Investment Adviser are made by the senior officers who are responsible for monitoring each of its clients' investments. To ensure that its vote is not the product of a conflict of interest, it will require that: (a) anyone involved in the decision making process disclose to its chief compliance officer any potential conflict that he or she is aware of and any contact that he or she has had with any interested party regarding a proxy vote; and (b) employees involved in the decision making process or vote administration are prohibited from revealing how the Investment Adviser intends to vote on a proposal in order to reduce any attempted influence from interested parties.

Proxy voting records

You may obtain, without charge, information regarding how the Operating Company voted proxies with respect to the Operating Company's portfolio securities by making a written request for proxy voting information to: Chief Compliance Officer, 787 Seventh Avenue, 48th Floor, New York, New York 10019.

Staffing

The Companies do not have any employees. Day-to-day investment operations that are conducted by the Operating Company are managed by the Investment Adviser. See "Investment Management Agreement". The Operating Company reimburses the Administrator for the allocable portion of overhead and other expenses incurred by it in performing its obligations to the Companies under the Administration Agreement, including the compensation of the Companies' chief financial officer and chief compliance officer, and their respective staffs. For a more detailed discussion of the Administration Agreement, see *Item 8.—Financial Statements and Supplementary Data—Note 5, Agreements*.

Sarbanes-Oxley Act of 2002

The Sarbanes-Oxley Act of 2002 imposes a variety of regulatory requirements on publicly-held companies and their insiders. Many of these requirements affect the Companies. For example:

- pursuant to Rule 13a-14 of the Exchange Act, the chief executive officer and chief financial officer of the Companies are required to certify the accuracy of the financial statements contained in the Companies' periodic reports;
- pursuant to Item 307 of Regulation S-K, the Companies' periodic reports are required to disclose their respective conclusions about the effectiveness of their disclosure controls and procedures;

[Table of Contents](#)

- pursuant to Rule 13a-15 of the Exchange Act, the Companies' management is required to prepare a report regarding their assessment of their respective internal control over financial reporting and is required to obtain an audit of the effectiveness of internal control over financial reporting performed by their independent registered public accounting; and
- pursuant to Item 308 of Regulation S-K and Rule 13a-15 of the Exchange Act, the Companies' periodic reports are required to disclose whether there were significant changes in their respective internal controls over financial reporting or in other factors that could significantly affect these controls subsequent to the date of their evaluation, including any corrective actions with regard to significant deficiencies and material weaknesses.

The Sarbanes-Oxley Act of 2002 requires the Companies to review their current policies and procedures to determine whether they comply with the Sarbanes-Oxley Act of 2002 and the regulations promulgated thereunder. The Companies intend to monitor their compliance with all regulations that are adopted under the Sarbanes-Oxley Act of 2002 and will take actions necessary to ensure that they are in compliance therewith.

Available Information

We file with or submit to the Securities and Exchange Commission annual, quarterly and current periodic reports, proxy statements and other information as required by the 1940 Act. You may inspect and copy any materials we file with the Securities and Exchange Commission at the Public Reference Room of the Securities and Exchange Commission at 100 F Street, N.E., Washington, D.C. 20549 or by calling the Securities and Exchange Commission at 1-800-SEC-0330. The Securities and Exchange Commission maintains an internet site that contains reports, proxy and information statements and other information filed electronically by us with the Securities and Exchange Commission at <http://www.sec.gov>.

We make available free of charge on our website, <http://www.newmountainfinance.com>, our reports, proxies and information statements and other information as soon as reasonably practicable after we electronically file such materials with, or furnish to, the Securities and Exchange Commission. Information contained on our website or on the Securities and Exchange Commission's website about us is not incorporated into this annual report and should not be considered to be a part of this annual report.

Privacy Notice

Your privacy is very important to us. This Privacy Notice sets forth our policies with respect to non-public personal information about our stockholders and prospective and former stockholders. These policies apply to stockholders of the Companies and may be changed at any time, provided a notice of such change is given to you. This notice supersedes any other privacy notice you may have received from us.

We will safeguard, according to strict standards of security and confidentiality, all information we receive about you. The only information we collect from you is your name, address, number of shares you hold and your social security number. This information is used only so that we can send you annual reports and other information about us, and send you proxy statements or other information required by law.

We do not share this information with any non-affiliated third party except as described below.

- *Authorized Employees of the Investment Adviser.* It is our policy that only authorized employees of our investment adviser who need to know your personal information will have access to it.

[Table of Contents](#)

- *Service Providers.* We may disclose your personal information to companies that provide services on our behalf, such as recordkeeping, processing your trades, and mailing you information. These companies are required to protect your information and use it solely for the purpose for which they received it.
- *Courts and Government Officials.* If required by law, we may disclose your personal information in accordance with a court order or at the request of government regulators. Only that information required by law, subpoena, or court order will be disclosed.

We seek to carefully safeguard your private information and, to that end, restrict access to non-public personal information about you to those employees and other persons who need to know the information to enable us to provide services to you. We maintain physical, electronic and procedural safeguards to protect your non-public personal information.

If you have any questions regarding this policy or the treatment of your non-public personal information, please contact our Chief Compliance Officer at (212) 655-0024.

Item 1A. Risk Factors

You should carefully consider the significant risks described below, together with all of the other information included in this combined Form 10-K, including our financial statements and the related combined notes, before making an investment decision in any of the Companies. The risks set forth below are not the only risks that we face. Additional risks and uncertainties not currently known to us or that we currently deem to be immaterial may materially affect our business, our structure, the Operating Company's financial condition, the Operating Company's investments and/or operating results. If any of the following events occur, our business, financial condition and results of operations could be materially and adversely affected. In such case, our net asset values and the trading price of NMFC's common stock could decline. There can be no assurance that we will achieve the Operating Company's investment objective and you may lose all or part of your investment.

RISKS IN THE CURRENT ECONOMIC ENVIRONMENT

Uncertainty about the financial stability of the United States and of several countries in the European Union (EU) could have a significant adverse effect on the Operating Company's business, results of operations and financial condition, thus affecting the financial condition and earnings of NMFC and AIV Holdings.

Due to federal budget deficit concerns, S&P downgraded the federal government's credit rating from AAA to AA+ for the first time in history on August 5, 2011. Further, Moody's and Fitch have warned that they may downgrade the federal government's credit rating. Further downgrades or warnings by S&P or other rating agencies, and the government's credit and deficit concerns in general, could cause interest rates and borrowing costs to rise, which may negatively impact both the perception of credit risk associated with the Operating Company's debt portfolio and the Operating Company's ability to access the debt markets on favorable terms. In addition, a decreased credit rating could create broader financial turmoil and uncertainty, which may weigh heavily on the Companies' financial performance and the value of NMFC's common stock.

In 2010, a financial crisis emerged in Europe, triggered by high budget deficits and rising direct and contingent sovereign debt in Greece, Ireland, Italy, Portugal and Spain, which created concerns about the ability of these nations to continue to service their sovereign debt obligations. Risks and ongoing concerns resulting from the debt crisis in Europe could have a detrimental impact on the global economic recovery, sovereign and non-sovereign debt in these countries and the financial condition of European financial institutions. Market and economic disruptions have affected, and may continue to affect, consumer confidence levels and spending, personal bankruptcy rates, levels of incurrence and default on consumer debt and home prices, among other factors. We cannot assure you

[Table of Contents](#)

that the market disruptions in Europe, including the increased cost of funding for certain governments and financial institutions, will not spread, and we cannot assure you that future assistance packages will be available, or if available, sufficient to stabilize the affected countries and markets in Europe or elsewhere. To the extent uncertainty regarding any economic recovery in Europe continues to negatively impact consumer confidence and consumer credit factors, the Companies' business and results of operations could be significantly and adversely affected.

On December 18, 2013, the U.S. Federal Reserve announced that it would scale back its bond-buying program, or quantitative easing, which is designed to stimulate the economy and expand the Federal Reserve's holdings of long-term securities until key economic indicators, such as the unemployment rate, show signs of improvement. The Federal Reserve signaled it would reduce its purchases of long-term Treasury bonds and would scale back on its purchases of mortgage-backed securities. It is unclear what effect, if any, the incremental reduction in the rate of the Federal Reserve's monthly purchases will have on the value of the Operating Company's investments. However, it is possible that absent continued quantitative easing by the Federal Reserve, these developments, along with the European sovereign debt crisis, could cause interest rates and borrowing costs to rise, which may negatively impact the Operating Company's ability to access the debt markets on favorable terms.

A failure or the perceived risk of a failure to raise the statutory debt limit of the United States could have a material adverse effect on the Companies' business, financial condition and results of operations.

As has been widely reported, the United States Treasury Secretary has stated that the federal government may not be able to meet its debt payments in the relatively near future unless the federal debt ceiling is raised. If legislation increasing the debt ceiling is not enacted and the debt ceiling is reached, the federal government may stop or delay making payments on its obligations. A failure by Congress to raise the debt limit would increase the risk of default by the United States on its obligations, as well as the risk of other economic dislocations.

If the U.S. government fails to complete its budget process or to provide for a continuing resolution before the expiration of the current continuing resolution, another federal government shutdown may result. Such a failure or the perceived risk of such a failure, consequently, could have a material adverse effect on the financial markets and economic conditions in the United States and throughout the world. It could also limit the Operating Company's ability and the ability of its portfolio companies to obtain financing, and it could have a material adverse effect on the valuation of the Operating Company's portfolio companies. Consequently, the continued uncertainty in the general economic environment, including the recent government shutdown and potential debt ceiling implications, as well in specific economies of several individual geographic markets in which the Operating Company's portfolio companies operate, could adversely affect the Companies' business, financial condition and results of operations.

RISKS RELATED TO OUR BUSINESS AND STRUCTURE

We have a limited operating history.

NMFC and AIV Holdings were formed in 2010 and 2011, respectively, while the Operating Company commenced operations in October 2008, owning all of the operations, including all of the assets and liabilities, of the Predecessor Entities. NMFC and AIV Holdings are holding companies with no direct operations of their own, and their only business and sole asset are their ownership of units of the Operating Company. As a result, we are subject to many of the business risks and uncertainties associated with any new business, including the risk that we may not achieve the Operating Company's investment objective and that, as a result, the value of NMFC's common stock and the Operating Company's units could decline substantially.

[Table of Contents](#)

The Operating Company may suffer credit losses.

Investments in small and middle market businesses are highly speculative and involve a high degree of risk of credit loss. These risks are likely to increase during volatile economic periods, such as the U.S. and many other economies have recently been experiencing.

The Operating Company does not expect to replicate the Predecessor Entities' historical performance or the historical performance of other entities managed or supported by New Mountain Capital.

The Operating Company does not expect to replicate the Predecessor Entities' historical performance or the historical performance of New Mountain Capital's investments. The Operating Company's investment returns may be substantially lower than the returns achieved by the Predecessor Entities. Although the Predecessor Entities commenced operations during otherwise unfavorable economic conditions, this was a favorable environment in which the Operating Company could conduct its business in light of its investment objectives and strategy. In addition, the Operating Company's investment strategies may differ from those of New Mountain Capital or its affiliates. The Companies, as BDCs, and NMFC and AIV Holdings, as RICs, are subject to certain regulatory restrictions that do not apply to New Mountain Capital or its affiliates.

The Operating Company is generally not permitted to invest in any portfolio company in which New Mountain Capital or any of its affiliates currently have an investment or to make any co-investments with New Mountain Capital or its affiliates, except to the extent permitted by the 1940 Act. This may adversely affect the pace at which the Operating Company makes investments. Moreover, the Operating Company may operate with a different leverage profile than the Predecessor Entities. Furthermore, none of the prior results from the Predecessor Entities were from public reporting companies, and all or a portion of these results were achieved in particularly favorable market conditions for the Operating Company's investment strategy which may never be repeated. Finally, we can offer no assurance that the Operating Company's investment team will be able to continue to implement its investment objective with the same degree of success as it has had in the past.

There is uncertainty as to the value of the Operating Company's portfolio investments because most of its investments are, and may continue to be in private companies and recorded at fair value. In addition, because NMFC and AIV Holdings are holding companies, the fair values of the Operating Company's investments are determined by the Operating Company's board of directors in accordance with the Operating Company's valuation policy.

Some of the Operating Company's investments are and may be in the form of securities or loans that are not publicly traded. The fair value of these investments may not be readily determinable. Under the 1940 Act, the Operating Company is required to carry its portfolio investments at market value or, if there is no readily available market value, at fair value as determined in good faith by its board of directors, including to reflect significant events affecting the value of its securities. The Operating Company values its investments for which it does not have readily available market quotations quarterly, or more frequently as circumstances require, at fair value as determined in good faith by its board of directors in accordance with its valuation policy, which is at all times consistent with GAAP. See *Item 8.—Financial Statements and Supplementary Data—Note 2, Summary of Significant Accounting Policies* or *Note 4, Fair Value* for additional information on around valuations.

The Operating Company's board of directors utilizes the services of one or more independent third-party valuation firms to aid it in determining the fair value with respect to its material unquoted assets in accordance with its valuation policy. The inputs into the determination of fair value of these investments may require significant management judgment or estimation. Even if observable market data is available, such information may be the result of consensus pricing information or broker quotes,

[Table of Contents](#)

which include a disclaimer that the broker would not be held to such a price in an actual transaction. The non-binding nature of consensus pricing and/or quotes accompanied by disclaimers materially reduces the reliability of such information.

The types of factors that the board of directors takes into account in determining the fair value of its investments generally include, as appropriate: available market data, including relevant and applicable market trading and transaction comparables, applicable market yields and multiples, security covenants, call protection provisions, information rights, the nature and realizable value of any collateral, the portfolio company's ability to make payments, its earnings and discounted cash flows and the markets in which it does business, comparisons of financial ratios of peer companies that are public, comparable merger and acquisition transactions and the principal market and enterprise values. Since these valuations, and particularly valuations of private securities and private companies, are inherently uncertain, may fluctuate over short periods of time and may be based on estimates, the Operating Company's determinations of fair value may differ materially from the values that would have been used if a ready market for these securities existed.

Due to this uncertainty, the Operating Company's fair value determinations may cause its net asset value and, consequently, NMFC's and AIV Holdings' net asset value, on any given date, to materially understate or overstate the value that the Operating Company may ultimately realize upon the sale of one or more of our investments. In addition, investors purchasing NMFC's common stock based on an overstated net asset value would pay a higher price than the realizable value of our investments might warrant. Since NMFC and AIV Holdings are holding companies and their only business and sole asset are their ownership of units of the Operating Company, NMFC's and AIV Holdings' net asset values are based on the Operating Company's valuation and their percentage interest in the Operating Company.

Although the Operating Company's current board of directors is comprised of the same individuals as NMFC's and AIV Holdings' board of directors, there can be no assurances that the Operating Company's board composition will remain the same as NMFC and AIV Holdings. As a result, the value of your investment in NMFC or AIV Holdings could be similarly understated or overstated based on the Operating Company's fair value determinations. However, in the event that NMFC and/or AIV Holdings' board of directors believes that a different fair value for the Operating Company's investments is appropriate, NMFC and/or AIV Holdings' board of directors may discuss the differences in the valuations with the Operating Company's board of directors for the purposes of resolving the differences in valuation. The valuation procedures of NMFC and AIV Holdings are substantially similar to those utilized by the Operating Company described above.

The Operating Company may adjust quarterly the valuation of its portfolio to reflect its board of directors' determination of the fair value of each investment in its portfolio. Any changes in fair value are recorded in the Operating Company's statement of operations as net change in unrealized appreciation or depreciation.

The Operating Company's ability to achieve its investment objective depends on key investment personnel of the Investment Adviser. If the Investment Adviser were to lose any of its key investment personnel, the Operating Company's ability to achieve its investment objective could be significantly harmed.

The Operating Company depends on the investment judgment, skill and relationships of the investment professionals of the Investment Adviser, particularly Steven B. Klinsky and Robert A. Hamwee, as well as other key personnel to identify, evaluate, negotiate, structure, execute, monitor and service its investments. The Investment Adviser, as an affiliate of New Mountain Capital, is supported by New Mountain Capital's team, which as of December 31, 2013 consisted of approximately 100 staff members of New Mountain Capital and its affiliates to fulfill its obligations to the Operating Company under the Investment Management Agreement. The Investment Adviser may also depend upon New

[Table of Contents](#)

Mountain Capital to obtain access to investment opportunities originated by the professionals of New Mountain Capital and its affiliates. The Operating Company's future success depends to a significant extent on the continued service and coordination of the key investment personnel of the Investment Adviser. The departure of any of these individuals could have a material adverse effect on the Operating Company's ability to achieve its investment objective.

The Investment Committee, which provides oversight over the Operating Company's investment activities, is provided by the Investment Adviser. The Investment Committee currently consists of five members. The loss of any member of the Investment Committee or of other senior professionals of the Investment Adviser and its affiliates without suitable replacement could limit the Operating Company's ability to achieve its investment objective and operate as we anticipate. This could have a material adverse effect on our financial condition, results of operation and cash flows. To achieve the Operating Company's investment objective, the Investment Adviser may hire, train, supervise and manage new investment professionals to participate in its investment selection and monitoring process. If the Investment Adviser is unable to find investment professionals or do so in a timely manner, our business, financial condition and results of operations could be adversely affected.

The Investment Adviser has limited experience managing a BDC or a RIC, which could adversely affect our business.

Other than the Companies, the Investment Adviser has not previously managed a BDC or a RIC. The 1940 Act and the Code impose numerous constraints on the operations of BDCs and RICs that do not apply to the other investment vehicles previously managed by the investment professionals of the Investment Adviser. For example, under the 1940 Act, BDCs are required to invest at least 70.0% of their total assets primarily in securities of qualifying U.S. private or thinly traded companies, cash, cash equivalents, U.S. government securities and other high quality debt investments that mature in one year or less. Moreover, qualification for taxation as a RIC under subchapter M of the Code requires satisfaction of source-of-income, asset diversification and annual distribution requirements. NMFC and AIV Holdings have no assets other than their ownership of units of the Operating Company and have no material long-term liabilities. As a result, NMFC and AIV Holdings look to the Operating Company's assets and income for purposes of satisfying the requirements under the 1940 Act applicable to BDCs and the requirements under the Code applicable to RICs. The failure to comply with these provisions in a timely manner could prevent NMFC, AIV Holdings and the Operating Company from qualifying as BDCs or NMFC and AIV Holdings from qualifying as RICs and could force us to pay unexpected taxes and penalties, which would have a material adverse effect on our performance. The Investment Adviser's lack of experience in managing a portfolio of assets under the constraints applicable to BDCs and RICs may hinder its ability to take advantage of attractive investment opportunities and, as a result, achieve the Operating Company's investment objective. If the Operating Company fails to maintain its status as a BDC or operate in a manner consistent with NMFC's and AIV Holdings' status as RICs, its operating flexibility could be significantly reduced and NMFC and AIV Holdings may be unable to maintain their status as BDCs or RICs.

The Operating Company operates in a highly competitive market for investment opportunities and may not be able to compete effectively.

The Operating Company competes for investments with other BDCs and investment funds (including private equity and hedge funds), as well as traditional financial services companies such as commercial banks and other sources of funding. Many of its competitors are substantially larger and have considerably greater financial, technical and marketing resources than it does. For example, some competitors may have a lower cost of capital and access to funding sources that are not available to the Operating Company. In addition, some of the Operating Company's competitors may have higher risk tolerances or different risk assessments than the Operating Company has. Furthermore, many of the

[Table of Contents](#)

Operating Company's competitors have greater experience operating under, or are not subject to, the regulatory restrictions that the 1940 Act imposes on the Companies as BDCs or the source-of-income, asset diversification and distribution requirements that NMFC and AIV Holdings must satisfy to maintain their RIC status. These characteristics could allow the Operating Company's competitors to consider a wider variety of investments, establish more relationships and offer better pricing and more flexible structuring than the Operating Company is able to do. There are a number of new BDCs that have recently completed their initial public offerings or that have filed registration statements with the Securities and Exchange Commission, which could create increased competition for investment opportunities.

The Operating Company may lose investment opportunities if it does not match its competitors' pricing, terms and structure. With respect to the investments the Operating Company makes, it does not seek to compete based primarily on the interest rates it may offer, and we believe that some of the Operating Company's competitors may make loans with interest rates that may be lower than the rates it offers. In the secondary market for acquiring existing loans, we expect the Operating Company to compete generally on the basis of pricing terms. If the Operating Company matches its competitors' pricing, terms and structure, it may experience decreased net interest income, lower yields and increased risk of credit loss. If the Operating Company is forced to match its competitors' pricing, terms and structure, it may not be able to achieve acceptable returns on its investments or may bear substantial risk of capital loss. Part of the Operating Company's competitive advantage stems from the fact that we believe the market for middle-market lending is underserved by traditional bank lenders and other financial sources. A significant increase in the number and/or the size of the Operating Company's competitors in this target market could force it to accept less attractive investment terms. The Operating Company may also compete for investment opportunities with accounts managed by the Investment Adviser or its affiliates. Although the Investment Adviser allocates opportunities in accordance with its policies and procedures, allocations to such other accounts reduces the amount and frequency of opportunities available to the Operating Company and may not be in the best interests of the Operating Company and, consequently, NMFC's and AIV Holdings' stockholders. Moreover, the performance of investment opportunities is not known at the time of allocation. If the Operating Company is not able to compete effectively, its business, financial condition and results of operations may be adversely affected, thus affecting the business, financial condition and results of operations of NMFC and AIV Holdings. Because of this competition, there can be no assurance that the Operating Company will be able to identify and take advantage of attractive investment opportunities that it identifies or that it will be able to fully invest its available capital.

Our business, results of operations and financial condition depends on the Operating Company's ability to manage future growth effectively.

The Operating Company's ability to achieve its investment objective and to grow depends on the Investment Adviser's ability to identify, invest in and monitor companies that meet the Operating Company's investment criteria. Accomplishing this result on a cost-effective basis is largely a function of the Investment Adviser's structuring of the investment process, its ability to provide competent, attentive and efficient services to the Operating Company and its ability to access financing on acceptable terms. The Investment Adviser has substantial responsibilities under the Investment Management Agreement and may also be called upon to provide managerial assistance to the Operating Company's portfolio companies. These demands on the time of the Investment Adviser and its investment professionals may distract them or slow the Operating Company's rate of investment. In order to grow, the Operating Company and the Investment Adviser may need to retain, train, supervise and manage new investment professionals. However, these investment professionals may not be able to contribute effectively to the work of the Investment Adviser. If the Operating Company is unable to manage its future growth effectively, our business, results of operations and financial condition could be materially adversely affected.

The incentive fee may induce the Investment Adviser to make speculative investments.

The incentive fee payable to the Investment Adviser may create an incentive for the Investment Adviser to pursue investments that are risky or more speculative than would be the case in the absence of such compensation arrangement, which could result in higher investment losses, particularly during cyclical economic downturns. The incentive fee payable to the Investment Adviser is calculated based on a percentage of the Operating Company's return on investment capital. This may encourage the Investment Adviser to use leverage to increase the return on the Operating Company's investments. In addition, because the base management fee is payable based upon the Operating Company's gross assets, which includes any borrowings for investment purposes, but excludes borrowings under the SLF Credit Facility and cash and cash equivalents for investment purposes, the Investment Adviser may be further encouraged to use leverage to make additional investments. Under certain circumstances, the use of leverage may increase the likelihood of default, which would impair the value of NMFC's and AIV Holdings' units of the Operating Company and, consequently, the value of NMFC's and AIV Holdings' common stock.

The incentive fee payable to the Investment Adviser also may create an incentive for the Investment Adviser to invest in instruments that have a deferred interest feature, even if such deferred payments would not provide the cash necessary for the Operating Company to make distributions to NMFC and AIV Holdings that enable NMFC and AIV Holdings to pay current distributions to their stockholders. Under these investments, the Operating Company would accrue the interest over the life of the investment but would not receive the cash income from the investment until the end of the investment's term, if at all. The Operating Company's net investment income used to calculate the income portion of the incentive fee, however, includes accrued interest. Thus, a portion of the incentive fee would be based on income that the Operating Company has not yet received in cash and may never receive in cash if the portfolio company is unable to satisfy such interest payment obligations. In addition, the "catch-up" portion of the incentive fee may encourage the Investment Adviser to accelerate or defer interest payable by portfolio companies from one calendar quarter to another, potentially resulting in fluctuations in timing and dividend amounts.

The Operating Company may be obligated to pay the Investment Adviser incentive compensation even if the Operating Company incurs a loss.

The Investment Adviser is entitled to incentive compensation for each fiscal quarter in an amount equal to a percentage of the excess of the Operating Company's Pre-Incentive Fee Adjusted Net Investment Income for that quarter (before deducting incentive compensation) above a performance threshold for that quarter. Accordingly, since the performance threshold is based on a percentage of the Operating Company's net asset value, decreases in the Operating Company's net asset value makes it easier to achieve the performance threshold. The Operating Company's Pre-Incentive Fee Adjusted Net Investment Income for incentive compensation purposes excludes realized and unrealized capital losses or depreciation that it may incur in the fiscal quarter, even if such capital losses or depreciation result in a net loss on the Operating Company's statement of operations for that quarter. Thus, the Operating Company may be required to pay the Investment Adviser incentive compensation for a fiscal quarter even if there is a decline in the value of its portfolio or the Operating Company incurs a net loss for that quarter.

The Operating Company borrows money, which could magnify the potential for gain or loss on amounts invested in us and increase the risk of investing in us.

The Operating Company borrows money as part of its business plan. Borrowings, also known as leverage, magnify the potential for gain or loss on invested equity capital and may, consequently, increase the risk of investing in us. We expect the Operating Company to continue to use leverage to finance its investments. The Operating Company is generally prohibited from or subject to limitations

[Table of Contents](#)

on incurring additional indebtedness, including issuing any debt securities, under the Holdings Credit Facility and the SLF Credit Facility (the "Credit Facilities"), without obtaining any necessary approvals, consents, amendments or waivers from the lenders thereto. See *Item 8.—Financial Statements and Supplementary Data—Note 7, Borrowing Facilities* for a detailed discussion on the Credit Facilities. Lenders of these senior securities have fixed dollar claims on the Operating Company's assets that are superior to NMFC's and AIV Holdings' claim as members of the Operating Company, and, consequently, superior to claims of NMFC's and AIV Holdings' common stockholders. If the value of the Operating Company's assets decreases, leveraging would cause its net asset value and, consequently, NMFC's and AIV Holdings' net asset value, to decline more sharply than it otherwise would have had it not leveraged. Similarly, any decrease in the Operating Company's income would cause its net income and consequently NMFC's and AIV Holdings' net income to decline more sharply than they would have had it not borrowed. Such a decline could adversely affect the Operating Company's ability to make distributions to its members and, consequently, NMFC's and AIV Holdings' ability to make common stock dividend payments. In addition, because the Operating Company's investments may be illiquid, the Operating Company may be unable to dispose of them or to do so at a favorable price in the event it needs to do so if it is unable to refinance any indebtedness upon maturity and, as a result, we may suffer losses. Leverage is generally considered a speculative investment technique.

The Operating Company's ability to service any debt that it incurs depends largely on its financial performance and is subject to prevailing economic conditions and competitive pressures. Moreover, as the Investment Adviser's management fee is payable to the Investment Adviser based on gross assets, including those assets acquired through the use of leverage, the Investment Adviser may have a financial incentive to incur leverage which may not be consistent with NMFC's and AIV Holdings' interests and the interests of their common stockholders. In addition, holders of NMFC's and AIV Holdings' common stock will, indirectly, bear the burden of any increase in the Operating Company's expenses as a result of leverage, including any increase in the management fee payable to the Investment Adviser.

At December 31, 2013, the Operating Company had \$221.8 million and \$214.7 million of indebtedness outstanding under the Holdings Credit Facility and the SLF Credit Facility, respectively. The Holdings Credit Facility had a weighted average interest rate of 2.9% for the year ended December 31, 2013 and the SLF Credit Facility had a weighted average interest rate of 2.3% for the year ended December 31, 2013.

We may need to raise additional capital to grow the Operating Company.

All of the proceeds from the IPO, the Concurrent Private Placement and subsequent offerings by NMFC were contributed to the Operating Company in exchange for NMFC's and AIV Holdings' acquisition of units of the Operating Company. The Operating Company may need additional capital to fund new investments and grow its portfolio of investments once the Operating Company has fully invested these proceeds. NMFC may access the capital markets periodically to issue equity securities, which would in turn increase the equity capital available to the Operating Company. In addition, the Operating Company may also issue debt securities or borrow from financial institutions in order to obtain such additional capital. AIV Holdings does not intend to raise any additional equity or debt capital. However, the Operating Company is generally prohibited from or subject to limitations on incurring additional indebtedness, including issuing any debt securities, under the Credit Facilities, without obtaining any necessary approvals, consents, amendments or waivers from the lenders thereto. NMFC is not permitted to own any securities other than its units of the Operating Company. As a result, any proceeds from offerings by NMFC of equity securities would be contributed to the Operating Company. Unfavorable economic conditions could increase NMFC and the Operating Company's funding costs, and as a result AIV Holdings' funding costs, and limit their access to the capital markets or result in a decision by lenders not to extend credit to the Operating Company. A

[Table of Contents](#)

reduction in the availability of new capital could limit the Operating Company's ability to grow. In addition, each of NMFC and AIV Holdings are required to distribute at least 90.0% of their net ordinary income and net short-term capital gains in excess of net long-term capital losses, if any, to their stockholders to maintain their RIC status. As a result, these earnings will not be available to fund new investments. If NMFC or the Operating Company is unable to access the capital markets or if the Operating Company is unable to borrow from financial institutions, the Operating Company may be unable to grow its business and execute its business strategy fully and our earnings, if any, could decrease which could have an adverse effect on the value of NMFC's and AIV Holdings' securities.

If the Operating Company is unable to comply with the covenants or restrictions in the Credit Facilities, our business could be materially adversely affected.

The Credit Facilities include covenants that, subject to exceptions, among other things, generally prohibit the Operating Company from or subject it to limitations on incurring additional indebtedness (including issuing any debt securities) and restrict the Operating Company's ability to pay distributions, create liens on assets, make investments, make acquisitions and engage in mergers or consolidations. The Credit Facilities also include change of control provisions that accelerate the indebtedness under the facility in the event of certain change of control events. Complying with these restrictions may prevent the Operating Company from taking actions that we believe would help it to grow its business or are otherwise consistent with its investment objective. These restrictions could also limit the Operating Company's ability to plan for or react to market conditions or meet extraordinary capital needs or otherwise restrict corporate activities. For example, these restrictions, as currently in effect, would prohibit the Operating Company from or subject it to limitations on incurring any additional indebtedness, which would include issuing any debt securities. However, in the event that the Operating Company obtains any necessary approvals, consents, amendments or waivers from the lenders under the Credit Facilities to permit the issuance of debt securities, the Operating Company may issue debt securities in one or more series. In addition, the restrictions contained in the Credit Facilities could limit the Operating Company's ability to make distributions to its members in certain circumstances which could result in NMFC and AIV Holdings failing to qualify as RICs and thus becoming subject to corporate-level federal income tax (and any applicable state and local taxes).

The breach of any of the covenants or restrictions unless cured within the applicable grace period, would result in a default under the applicable Credit Facilities that would permit the lenders thereunder to declare all amounts outstanding to be due and payable. In such an event, the Operating Company may not have sufficient assets to repay such indebtedness. As a result, any default could have serious consequences to our financial condition. An event of default or an acceleration under the Credit Facilities could also cause a cross-default or cross-acceleration of another debt instrument or contractual obligation, which would adversely impact the Operating Company's liquidity. An event of default under the Holdings Credit Facility will trigger an event of default under the SLF Credit Facility. The Operating Company may not be granted waivers or amendments to the Credit Facilities if for any reason it is unable to comply with it, and the Operating Company may not be able to refinance the Credit Facilities on terms acceptable to it, or at all.

The Operating Company may enter into reverse repurchase agreements, which are another form of leverage.

Subject to limitations in the Credit Facilities, the Operating Company may enter into reverse repurchase agreements as part of its management of its investment portfolio. Under a reverse repurchase agreement, the Operating Company will effectively pledge its assets as collateral to secure a short-term loan. Generally, the other party to the agreement makes the loan in an amount equal to a percentage of the fair value of the pledged collateral. At the maturity of the reverse repurchase agreement, the payor will be required to repay the loan and correspondingly receive back its collateral.

[Table of Contents](#)

While used as collateral, the assets continue to pay principal and interest which are for the benefit of the Operating Company.

The Operating Company's use of reverse repurchase agreements, if any, involves many of the same risks involved in its use of leverage, as the proceeds from reverse repurchase agreements generally will be invested in additional securities. There is a risk that the market value of the securities acquired with the proceeds of a reverse repurchase agreement may decline below the price of the securities that it has sold but remains obligated to repurchase under the reverse repurchase agreement. In addition, there is a risk that the market value of the securities effectively pledged by the Operating Company may decline. If a buyer of securities under a reverse repurchase agreement were to file for bankruptcy or experience insolvency, the Operating Company may be adversely affected. Also, in entering into reverse repurchase agreements, the Operating Company would bear the risk of loss to the extent that the proceeds of such agreements at settlement are more than the fair value of the underlying securities being pledged. In addition, due to the interest costs associated with reverse repurchase agreements transactions, the Operating Company's net asset value would decline, and, in some cases, we may be worse off than if such instruments had not been used.

If the Operating Company is unable to obtain additional debt financing, or if its borrowing capacity is materially reduced, our business could be materially adversely affected.

The Operating Company may want to obtain additional debt financing, or need to do so upon maturity of its Credit Facilities, in order to obtain funds which may be made available for investments. The Operating Company is generally prohibited from or subject to limitations on incurring additional indebtedness, including issuing any debt securities, under the Credit Facilities without obtaining any necessary approvals, consents, amendments or waivers from the lenders thereto. The revolving period under the Holdings Credit Facility ends on October 27, 2014, and the Holdings Credit Facility matures on October 27, 2016. The revolving period under the SLF Credit Facility ends on October 27, 2014, and the SLF Credit Facility matures on October 27, 2016. If the Operating Company is unable to increase, renew or replace any such facility and enter into a new debt financing facility or other debt financing on commercially reasonable terms, its liquidity may be reduced significantly. Further, if the Operating Company is unable to obtain any necessary approvals, consents, amendments or waivers from the lenders under the Credit Facilities to permit the issuance of debt securities, the Operating Company would be prohibited from or subject to limitations on incurring any additional indebtedness, including issuing debt securities. In addition, if the Operating Company is unable to repay amounts outstanding under any such facilities and is declared in default or is unable to renew or refinance these facilities, it may not be able to make new investments or operate our business in the normal course. These situations may arise due to circumstances that the Operating Company may be unable to control, such as lack of access to the credit markets, a severe decline in the value of the U.S. dollar, a further economic downturn or an operational problem that affects third parties or the Operating Company, and could materially damage the Operating Company's business operations and, consequently, NMFC's and AIV Holdings' business, results of operations and financial condition.

A renewed disruption in the capital markets and the credit markets could adversely affect our business.

As BDCs, NMFC and the Operating Company must maintain its ability to raise additional capital for investment purposes. If NMFC or the Operating Company is unable to access the capital markets or credit markets, the Operating Company may be forced to curtail its business operations and may be unable to pursue new investment opportunities. The capital markets and the credit markets have experienced extreme volatility in recent periods, and, as a result, there has been and will likely continue to be uncertainty in the financial markets in general. Disruptions in the capital markets in recent years increased the spread between the yields realized on risk-free and higher risk securities, resulting in illiquidity in parts of the capital markets. In addition, a prolonged period of market illiquidity may

[Table of Contents](#)

cause the Operating Company to reduce the volume of loans it originates and/or funds and adversely affect the value of our portfolio investments. Unfavorable economic conditions could also increase the Operating Company's funding costs, limit its access to the capital markets or result in a decision by lenders not to extend credit to the Operating Company. These events could limit the Operating Company's investment originations, limit its ability to grow and negatively impact our operating results. Ongoing disruptive conditions in the financial industry and the impact of new legislation in response to those conditions could restrict the Operating Company's business operations and, consequently, could adversely impact NMFC's and AIV Holdings' business, results of operations and financial condition.

If the fair value of the Operating Company's assets declines substantially, it may fail to maintain the asset coverage ratios imposed upon it by the 1940 Act and contained in its Credit Facilities. Any such failure would affect the Operating Company's ability to issue senior securities, including borrowings, draw on its Credit Facilities and pay distributions, which could materially impair its business operations. The Operating Company's liquidity could be impaired further by NMFC, AIV Holdings or the Operating Company's inability to access the capital or credit markets. For example, we cannot be certain that the Operating Company will be able to renew its credit facilities as they mature or to consummate new borrowing facilities to provide capital for normal operations, including new originations. In recent years, reflecting concern about the stability of the financial markets, many lenders and institutional investors have reduced or ceased providing funding to borrowers. This market turmoil and tightening of credit have led to increased market volatility and widespread reduction of business activity generally in recent years. In addition, adverse economic conditions due to these disruptive conditions could materially impact the Operating Company's ability to comply with the financial and other covenants in any existing or future credit facilities. If the Operating Company is unable to comply with these covenants, its business could be materially adversely affected, which could, as a result, materially adversely affect NMFC's and AIV Holdings' business, results of operations and financial condition.

Changes in interest rates may affect the Operating Company's cost of capital and net investment income.

To the extent the Operating Company borrows money to make investments, the Operating Company's net investment income depend, in part, upon the difference between the rate at which it borrows funds and the rate at which it invests those funds. As a result, a significant change in market interest rates may have a material adverse effect on the Operating Company's net investment income in the event it uses debt to finance its investments. In periods of rising interest rates, the Operating Company's cost of funds would increase, which could reduce its net investment income. The Operating Company may use interest rate risk management techniques in an effort to limit its exposure to interest rate fluctuations. These techniques may include various interest rate hedging activities to the extent permitted by the 1940 Act.

The incentive fee the Operating Company pays to the Investment Adviser with respect to capital gains may be effectively greater than 20.0%.

As a result of the operation of the cumulative method of calculating the capital gains portion of the incentive fee the Operating Company pays to the Investment Adviser, the cumulative aggregate capital gains fee received by the Investment Adviser could be effectively greater than 20.0%, depending on the timing and extent of subsequent net realized capital losses or net unrealized depreciation. We cannot predict whether, or to what extent, this payment calculation would affect your investment in NMFC or AIV Holdings' common stock.

There is no assurance that the U.S. Small Business Administration will issue to us a license to form and operate a Small Business Investment Company subsidiary.

The U.S. Small Business Administration ("SBA") has issued a "green light" letter inviting NMFC to continue its application process to obtain a license to form and operate a Small Business Investment Company ("SBIC") subsidiary. If approved, an SBIC license would provide NMFC with an incremental source of attractive long-term capital. Receipt of a green light letter from the SBA does not assure an applicant that the SBA will ultimately issue an SBIC license, and NMFC has received no assurance or indication from the SBA that it will receive an SBIC license, or of the timeframe in which NMFC would receive a license, should one ultimately be granted.

RISKS RELATED TO OUR OPERATIONS

Because the Operating Company intends to make distributions to its members that will be sufficient to enable NMFC and AIV Holdings to maintain their status as RICs, and because NMFC and AIV Holdings intend to distribute substantially all of their income to their stockholders to maintain their status as RICs, the Operating Company will continue to need additional capital to finance its growth. If additional funds are unavailable or not available on favorable terms, the Operating Company's ability to grow may be impaired.

In order for NMFC and AIV Holdings to qualify for the tax benefits available to RICs and to avoid payment of excise taxes, the Operating Company intends to make distributions to its members that will be sufficient to enable NMFC and AIV Holdings to maintain their status as RICs, and NMFC and AIV Holdings intend to distribute to their stockholders substantially all of their annual taxable income, except that NMFC may retain certain net capital gains for reinvestment in units of the Operating Company, and treat such amounts as deemed distributions to its stockholders. If NMFC elects to treat any amounts as deemed distributions, NMFC must pay income taxes at the corporate rate on such deemed distributions on behalf of its stockholders. As a result of these requirements, NMFC and the Operating Company may need to raise capital from other sources to grow its business.

As a BDC, the Operating Company is required to meet a coverage ratio of total assets, less liabilities and indebtedness not represented by senior securities, to total senior securities, which includes all of the Operating Company's borrowings and any outstanding preferred membership units, of at least 200.0% (i.e., the amount of debt may not exceed 50.0% of the value of the Operating Company's total assets or the Operating Company may borrow an amount equal to 100.0% of net assets). The Operating Company consolidates the assets and liabilities of NMFC SLF for the purposes of its financial statements and calculating compliance with the 200.0% asset coverage ratio. Since NMFC and AIV Holdings have no assets other than their ownership of units of the Operating Company and have no material long-term liabilities, NMFC and AIV Holdings look to the Operating Company's assets for purposes of satisfying this test. These requirements limit the amount that the Operating Company may borrow. Because the Operating Company continues to need capital to grow its investment portfolio, these limitations may prevent the Operating Company from incurring debt and require NMFC to raise additional equity at a time when it may be disadvantageous to do so. While we expect the Operating Company will be able to borrow and to issue additional debt securities and expect that NMFC will be able to issue additional equity securities, which would in turn increase the equity capital available to the Operating Company, we cannot assure you that debt and equity financing will be available to the Operating Company on favorable terms, or at all. In addition, as a BDC, NMFC generally is not permitted to issue equity securities priced below net asset value without stockholder approval. AIV Holdings does not intend to raise any additional debt or equity capital. If additional funds are not available to NMFC or the Operating Company, the Operating Company may be forced to curtail or cease new investment activities, and the Operating Company's net asset value and, consequently, NMFC's and AIV Holdings' net asset value, could decline.

Our ability to enter into transactions with our affiliates is restricted.

As BDCs, the Companies are prohibited under the 1940 Act from participating in certain transactions with their respective affiliates without the prior approval of their respective independent directors and, in some cases, the Securities and Exchange Commission. Any person that owns, directly or indirectly, 5.0% or more of NMFC's or AIV Holdings' outstanding voting securities is an affiliate of the Companies for purposes of the 1940 Act. The Companies are generally prohibited from buying or selling any securities (other than their respective securities) from or to an affiliate. The 1940 Act also prohibits certain "joint" transactions with an affiliate, which could include investments in the same portfolio company (whether at the same or different times), without prior approval of independent directors and, in some cases, the Securities and Exchange Commission. If a person acquires more than 25.0% of NMFC's or AIV Holdings' voting securities, the Companies are prohibited from buying or selling any security (other than their respective securities) from or to such person or certain of that person's affiliates, or entering into prohibited joint transactions with such persons, absent the prior approval of the Securities and Exchange Commission. Similar restrictions limit the Companies' ability to transact business with their respective officers or directors or their affiliates. As a result of these restrictions, the Operating Company may be prohibited from buying or selling any security from or to any portfolio company of a private equity fund managed by any affiliate of the Investment Adviser without the prior approval of the Securities and Exchange Commission, which may limit the scope of investment opportunities that would otherwise be available to the Operating Company.

The Investment Adviser has significant potential conflicts of interest with NMFC, AIV Holdings and the Operating Company and, consequently, your interests as stockholders which could adversely impact our investment returns.

The Companies' executive officers and directors, as well as the current or future investment professionals of the Investment Adviser, serve or may serve as officers, directors or principals of entities that operate in the same or a related line of business as we do or of investment funds managed by the Companies' affiliates. Accordingly, they may have obligations to investors in those entities, the fulfillment of which might not be in your interests as stockholders. Although we are currently New Mountain Capital's only vehicle focused primarily on investing in the investments that we target, in the future, the investment professionals of the Investment Adviser and/or New Mountain Capital employees that provide services pursuant to the Investment Management Agreement may manage other funds which may from time to time have overlapping investment objectives with our own and, accordingly, may invest in, whether principally or secondarily, asset classes similar to those targeted by us. If this occurs, the Investment Adviser may face conflicts of interest in allocating investment opportunities to the Operating Company and such other funds. Although the investment professionals endeavor to allocate investment opportunities in a fair and equitable manner, it is possible that the Operating Company may not be given the opportunity to participate in certain investments made by the Investment Adviser or persons affiliated with the Investment Adviser or that certain of these investment funds may be favored over the Operating Company. When these investment professionals identify an investment, they may be forced to choose which investment fund should make the investment.

If the Investment Adviser forms other affiliates in the future, the Operating Company may co-invest on a concurrent basis with such other affiliate, subject to compliance with applicable regulations and regulatory guidance or an exemptive order from the Securities and Exchange Commission and the Operating Company's allocation procedures. In addition, the Operating Company pays management and incentive fees to the Investment Adviser and reimburses the Investment Adviser for certain expenses it incurs. As a result, investors in NMFC's common stock invest in NMFC and indirectly in the Operating Company, on a "gross" basis and receive distributions on a "net" basis after NMFC's pro rata share of the Operating Company's expenses. Also, the incentive fee payable to the Investment Adviser may create an incentive for the Investment Adviser to pursue investments that are

[Table of Contents](#)

riskier or more speculative than would be the case in the absence of such compensation arrangements. Any potential conflict of interest arising as a result of the arrangements with the Investment Adviser could have a material adverse effect on our business, results of operations and financial condition.

The Investment Committee, the Investment Adviser or its affiliates may, from time to time, possess material non-public information, limiting the Operating Company's investment discretion.

The Investment Adviser's investment professionals, Investment Committee or their respective affiliates may serve as directors of, or in a similar capacity with, companies in which we invest through the Operating Company, the securities of which are purchased or sold on the Operating Company's behalf. In the event that material non-public information is obtained with respect to such companies, or we become subject to trading restrictions under the internal trading policies of those companies or as a result of applicable law or regulations, the Operating Company could be prohibited for a period of time from purchasing or selling the securities of such companies, and this prohibition may have an adverse effect on the Operating Company and, consequently, your interests as stockholders of NMFC and AIV Holdings.

The valuation process for certain of the Operating Company's portfolio holdings creates a conflict of interest.

Some of the Operating Company's portfolio investments are made in the form of securities that are not publicly traded. As a result, the Operating Company's board of directors determines the fair value of these securities in good faith. In connection with this determination, investment professionals from the Investment Adviser may provide the Operating Company's board of directors with portfolio company valuations based upon the most recent portfolio company financial statements available and projected financial results of each portfolio company. In addition, Steven B. Klinsky, a member of the Companies' board of directors, has an indirect pecuniary interest in the Investment Adviser. The participation of the Investment Adviser's investment professionals in the Operating Company's valuation process, and the indirect pecuniary interest in the Investment Adviser by a member of the Companies' board of directors, could result in a conflict of interest as the Investment Adviser's management fee is based, in part, on the Operating Company's gross assets and incentive fees are based, in part, on unrealized gains and losses.

Conflicts of interest may exist related to other arrangements with the Investment Adviser or its affiliates.

The Companies have entered into a royalty-free license agreement with New Mountain Capital under which New Mountain Capital has agreed to grant the Companies a non-exclusive, royalty-free license to use the name "New Mountain". In addition, the Operating Company reimburses the Administrator for the allocable portion of overhead and other expenses incurred by the Administrator in performing its obligations to the Companies under the Administration Agreement, such as rent and the allocable portion of the cost of the Companies' chief financial officer and chief compliance officer and their respective staffs. This could create conflicts of interest that the Operating Company's board of directors must monitor.

The Investment Management Agreement with the Investment Adviser and the Administration Agreement with the Administrator were not negotiated on an arm's length basis.

The Investment Management Agreement and the Administration Agreement were negotiated between related parties. In addition, the Companies may choose not to enforce, or to enforce less vigorously, their respective rights and remedies under these agreements because of their desire to maintain their ongoing relationship with the Investment Adviser, the Administrator and their respective affiliates. Any such decision, however, could cause NMFC and AIV Holdings to breach its fiduciary obligations to its stockholders.

[Table of Contents](#)

The Investment Adviser's liability is limited under the Investment Management Agreement, and the Operating Company has agreed to indemnify the Investment Adviser against certain liabilities, which may lead the Investment Adviser to act in a riskier manner than it would when acting for its own account.

Under the Investment Management Agreement, the Investment Adviser does not assume any responsibility other than to render the services called for under that agreement, and it is not responsible for any action of the Operating Company's board of directors in following or declining to follow the Investment Adviser's advice or recommendations. Under the terms of the Investment Management Agreement, the Investment Adviser, its officers, members, personnel, any person controlling or controlled by the Investment Adviser are not liable to the Companies, their subsidiaries or any of their respective directors, members or stockholders or any subsidiary's stockholders or partners for acts or omissions performed in accordance with and pursuant to the Investment Management Agreement, except those resulting from acts constituting gross negligence, willful misconduct, bad faith or reckless disregard of the Investment Adviser's duties under the Investment Management Agreement. In addition, the Operating Company has agreed to indemnify the Investment Adviser and each of its officers, directors, members, managers and employees from and against any claims or liabilities, including reasonable legal fees and other expenses reasonably incurred, arising out of or in connection with our business and operations or any action taken or omitted pursuant to authority granted by the Investment Management Agreement, except where attributable to gross negligence, willful misconduct, bad faith or reckless disregard of such person's duties under the Investment Management Agreement. These protections may lead the Investment Adviser to act in a riskier manner than it would when acting for its own account.

The Investment Adviser can resign upon 60 days' notice, and a suitable replacement may not be found within that time, resulting in disruptions in the Operating Company's operations that could adversely affect our business, results of operations and financial condition.

Under the Investment Management Agreement, the Investment Adviser has the right to resign at any time upon 60 days' written notice, whether a replacement has been found or not. If the Investment Adviser resigns, the Operating Company may not be able to find a new investment adviser or hire internal management with similar expertise and ability to provide the same or equivalent services on acceptable terms within 60 days, or at all. If a replacement is not able to be found on a timely basis, our business, results of operations and financial condition and the Operating Company's ability to pay distributions are likely to be materially adversely affected and the market price of NMFC's common stock may decline. In addition, if the Operating Company is unable to identify and reach an agreement with a single institution or group of executives having the expertise possessed by the Investment Adviser and its affiliates, the coordination of its internal management and investment activities is likely to suffer. Even if the Operating Company is able to retain comparable management, whether internal or external, their integration into the Operating Company's business and lack of familiarity with the Operating Company's investment objective may result in additional costs and time delays that may materially adversely affect our business, results of operations and financial condition.

The Administrator can resign upon 60 days notice from its role as Administrator under the Administration Agreement, and a suitable replacement may not be found, resulting in disruptions that could adversely affect our business, results of operations and financial condition.

The Administrator has the right to resign under the Administration Agreement upon 60 days' written notice, whether a replacement has been found or not. If the Administrator resigns, it may be difficult to find a new administrator or hire internal management with similar expertise and ability to provide the same or equivalent services on acceptable terms, or at all. If a replacement is not found quickly, our business, results of operations and financial condition as well as the Operating Company's ability to pay distributions are likely to be adversely affected and the market price of NMFC's common

[Table of Contents](#)

stock may decline. In addition, the coordination of the Companies' internal management and administrative activities is likely to suffer if they are unable to identify and reach an agreement with a service provider or individuals with the expertise possessed by the Administrator. Even if a comparable service provider or individuals to perform such services are retained, whether internal or external, their integration into the Operating Company's business and lack of familiarity with the Operating Company's investment objective may result in additional costs and time delays that may materially adversely affect our business, results of operations and financial condition.

If NMFC, AIV Holdings and the Operating Company fail to maintain their status as BDCs, our business and operating flexibility could be significantly reduced.

The Companies qualify as BDCs under the 1940 Act. The 1940 Act imposes numerous constraints on the operations of BDCs. For example, BDCs are required to invest at least 70.0% of their total assets in specified types of securities, primarily in private companies or thinly-traded U.S. public companies, cash, cash equivalents, U.S. government securities and other high quality debt investments that mature in one year or less. Failure to comply with the requirements imposed on BDCs by the 1940 Act could cause the Securities and Exchange Commission to bring an enforcement action against the Companies and/or expose the Companies to claims of private litigants. In addition, upon approval of a majority of NMFC or AIV Holdings' stockholders, or, in the Operating Company's case, a majority of its members, the Companies may elect to withdraw their respective election as a BDC. If the Companies decide to withdraw their election, or if the Companies otherwise fail to qualify, or maintain their qualification, as BDCs, the Companies may be subject to the substantially greater regulation under the 1940 Act as a closed-end investment company. Compliance with these regulations would significantly decrease our operating flexibility and could significantly increase our cost of doing business.

If the Operating Company does not invest a sufficient portion of its assets in qualifying assets, it could be precluded from investing in certain assets or could be required to dispose of certain assets, which could have a material adverse effect on our business, financial condition and results of operations.

As a BDC, the Operating Company is prohibited from acquiring any assets other than "qualifying assets" unless, at the time of and after giving effect to such acquisition, at least 70.0% of our total assets are qualifying assets. We may acquire in the future other investments that are not "qualifying assets" to the extent permitted by the 1940 Act. If the Operating Company does not invest a sufficient portion of its assets in qualifying assets, it would be prohibited from investing in additional assets, which could have a material adverse effect on our business, financial condition and results of operations. Similarly, these rules could prevent the Operating Company from making follow-on investments in existing portfolio companies (which could result in the dilution of its position) or could require the Operating Company to dispose of investments at inopportune times in order to come into compliance with the 1940 Act. If the Operating Company needs to dispose of these investments quickly, it may be difficult to dispose of such investments on favorable terms. For example, the Operating Company may have difficulty in finding a buyer and, even if a buyer is found, it may have to sell the investments at a substantial loss.

The Operating Company's ability to invest in public companies may be limited in certain circumstances.

To maintain the Operating Company's status, and consequently, NMFC's and AIV Holdings' status as BDCs, the Operating Company is not permitted to acquire any assets other than "qualifying assets" specified in the 1940 Act unless, at the time the acquisition is made, at least 70.0% of its total assets are qualifying assets (with certain limited exceptions). Subject to certain exceptions for follow-on investments and distressed companies, an investment in an issuer that has outstanding securities listed

[Table of Contents](#)

on a national securities exchange may be treated as qualifying assets only if such issuer has a common equity market capitalization that is less than \$250.0 million at the time of such investment.

Regulations governing the operations of BDCs will affect NMFC's ability to raise additional equity capital as well as the Operating Company's ability to issue senior securities or borrow for investment purposes, any or all of which could have a negative effect on our investment objectives and strategies.

The Operating Company's business requires a substantial amount of capital. The Operating Company may acquire additional capital from the issuance of senior securities, including borrowing under a credit facility or other indebtedness. In addition, NMFC may also issue additional equity capital, which would in turn increase the equity capital available to the Operating Company. Under the 1940 Act, NMFC is not permitted to own any other securities other than units of the Operating Company. As a result, any proceeds from offerings of NMFC's equity securities would be contributed to the Operating Company and subsequently used by the Operating Company for investment purposes. However, NMFC and the Operating Company may not be able to raise additional capital in the future on favorable terms or at all.

The Operating Company may issue debt securities, other evidences of indebtedness or preferred membership units, and it may borrow money from banks or other financial institutions, which we refer to collectively as "senior securities", up to the maximum amount permitted by the 1940 Act. The 1940 Act permits the Operating Company to issue senior securities in amounts such that its asset coverage, as defined in the 1940 Act, equals at least 200.0% after each issuance of senior securities. The Operating Company consolidates the assets and liabilities of NMF SLF for purposes of its financial statements and calculating compliance with the 200.0% asset coverage ratio. If the Operating Company's asset coverage ratio is not at least 200.0%, it would be unable to issue senior securities, and if it had senior securities outstanding (other than any indebtedness issued in consideration of a privately arranged loan, such as any indebtedness outstanding under the Credit Facilities), it would be unable to make distributions to its members and, consequently, NMFC and AIV Holdings would be unable to pay dividends. However, at December 31, 2013, the only senior securities outstanding were indebtedness under the Credit Facilities and therefore at December 31, 2013, the Operating Company would not have been precluded from paying distributions. If the value of the Operating Company's or NMF SLF's assets declines, the Operating Company may be unable to satisfy this test. If that happens, the Operating Company or NMF SLF may be required to liquidate a portion of its investments and repay a portion of its indebtedness at a time when such sales may be disadvantageous.

The Holdings Credit Facility matures on October 27, 2016 and permits borrowings of \$280.0 million as of December 31, 2013. The Holdings Credit Facility had \$221.8 million in debt outstanding as of December 31, 2013. The SLF Credit Facility matures on October 27, 2016 and permits borrowings of \$215.0 million as of December 31, 2013. The SLF Credit Facility had \$214.7 million in debt outstanding as of December 31, 2013.

In addition, the Operating Company may in the future seek to securitize other portfolio securities to generate cash for funding new investments. To securitize loans, the Operating Company would likely create a wholly-owned subsidiary and contribute a pool of loans to the subsidiary. The Operating Company would then sell interests in the subsidiary on a non-recourse basis to purchasers and it would retain all or a portion of the equity in the subsidiary. If the Operating Company is unable to successfully securitize its loan portfolio, which must be done in compliance with the relevant restrictions in the Credit Facilities, its ability to grow its business or fully execute its business strategy could be impaired and our earnings, if any, could decrease. The securitization market is subject to changing market conditions and the Operating Company may not be able to access this market when it would otherwise deem appropriate. Moreover, the successful securitization of the Operating Company's portfolio might expose the Operating Company to losses as the residual investments in which it does not sell interests will tend to be those that are riskier and more apt to generate losses. The 1940 Act also may impose restrictions on the structure of any securitization.

[Table of Contents](#)

NMFC may also obtain capital for use by the Operating Company through the issuance of additional equity capital, which would in turn increase the equity capital available to the Operating Company. As a BDC, NMFC generally is not able to issue or sell its common stock at a price below net asset value per share. If NMFC's common stock trades at a discount to its net asset value per share, this restriction could adversely affect its ability to raise equity capital. NMFC may, however, sell its common stock, or warrants, options or rights to acquire its common stock, at a price below its net asset value per share of the common stock if its board of directors and independent directors determine that such sale is in its best interests and the best interests of its stockholders, and its stockholders approve such sale. In any such case, the price at which NMFC's securities are to be issued and sold may not be less than a price that, in the determination of NMFC's board of directors, closely approximates the market value of such securities (less any underwriting commission or discount). If NMFC raises additional funds by issuing more shares of its common stock or if the Operating Company issues senior securities convertible into, or exchangeable for, NMFC's common stock, the percentage ownership of NMFC's and AIV Holdings' stockholders may decline and you may experience dilution. Any proceeds from the issuance of additional shares of NMFC's common stock would be contributed to the Operating Company and used to purchase, on a one-for-one basis, additional units of the Operating Company.

The Operating Company's business model in the future may depend to an extent upon our referral relationships with private equity sponsors, and the inability of the investment professionals of the Investment Adviser to maintain or develop these relationships, or the failure of these relationships to generate investment opportunities, could adversely affect its business strategy.

If the investment professionals of the Investment Adviser fail to maintain existing relationships or develop new relationships with other sponsors or sources of investment opportunities, the Operating Company may not be able to grow our investment portfolio. In addition, individuals with whom the investment professionals of the Investment Adviser have relationships are not obligated to provide the Operating Company with investment opportunities, and, therefore, there is no assurance that any relationships they currently or may in the future have will generate investment opportunities for the Operating Company.

We may experience fluctuations in our annual and quarterly results due to the nature of our business.

We could experience fluctuations in our annual and quarterly operating results due to a number of factors, some of which are beyond our control, including the ability or inability of the Operating Company to make investments in companies that meet its investment criteria, the interest rate payable on the debt securities acquired and the default rate on such securities, the level of the Operating Company's expenses, variations in and the timing of the recognition of realized and unrealized gains or losses, the degree to which the Operating Company encounters competition in the markets in which it operates and general economic conditions. As a result of these factors, results for any period should not be relied upon as being indicative of performance in future periods.

The Operating Company's board of directors may change its investment objective, operating policies and strategies without prior notice or member approval, the effects of which may be adverse to your interest as a stockholder.

The Operating Company's board of directors has the authority, except as otherwise provided in the 1940 Act, to modify or waive certain of its operating policies and strategies without prior notice and without member approval. As a result, the Operating Company's board of directors may be able to change its investment policies and objectives without any input from NMFC's and AIV Holdings' stockholders. However, absent member approval, the Operating Company may not change the nature of its business so as to cease to be, or withdraw its election as, a BDC. Under Delaware law and the

[Table of Contents](#)

Operating Company's Limited Liability Company Agreement, the Operating Company also cannot be dissolved without prior member approval. We cannot predict the effect any changes to the Operating Company's current operating policies and strategies would have on our business, operating results and the market price of NMFC's common stock. Nevertheless, any such changes could adversely affect our business and impair the Operating Company's ability to make distributions to its members, and, consequently, NMFC's and AIV Holdings' ability to make distributions to its stockholders.

NMFC and AIV Holdings will be subject to corporate-level federal income tax on all of their respective income if they are unable to maintain RIC status under Subchapter M of the Code, which would have a material adverse effect on their respective financial performance.

Although NMFC and AIV Holdings intend to continue to qualify annually as RICs under Subchapter M of the Code, no assurance can be given that NMFC and AIV Holdings will be able to maintain their RIC status. To maintain RIC status and be relieved of federal income taxes on income and gains distributed to their stockholders, NMFC and AIV Holdings must meet the annual distribution, source-of-income and asset diversification requirements described below. However, NMFC and AIV Holdings have no assets, other than their direct ownership of units of the Operating Company, and no source of cash flow, other than distributions from the Operating Company. NMFC and AIV Holdings are not permitted to conduct any business or ventures, other than in connection with the acquisition, ownership or disposition of units of the Operating Company and its operation as a public reporting company. Accordingly, NMFC and AIV Holdings look to the assets and income of the Operating Company, and rely on the distributions made by the Operating Company to their members, for purposes of satisfying these requirements.

- The annual distribution requirement for a RIC will be satisfied if NMFC and AIV Holdings distribute to their stockholders on an annual basis at least 90.0% of their net ordinary income and realized net short-term capital gains in excess of realized net long-term capital losses, if any. Because the Operating Company and NMF SLF use debt financing, the Operating Company is subject to an asset coverage ratio requirement under the 1940 Act, and the Operating Company and NMF SLF are subject to certain financial covenants contained in the Credit Facilities and other debt financing agreements (as applicable). This asset coverage ratio requirement and these financial covenants could, under certain circumstances, restrict NMF SLF from making distributions to the Operating Company, and/or restrict the Operating Company from making distributions to its members, which distributions are necessary for NMFC and AIV Holdings to satisfy the distribution requirement. If the Operating Company is unable to obtain cash from other sources, and thus is unable to make sufficient distributions to its members, NMFC and AIV Holdings could fail to qualify for RIC tax treatment and thus become subject to corporate-level federal income tax (and any applicable state and local taxes).
- The source-of-income requirement will be satisfied if at least 90.0% of NMFC's and AIV Holdings' allocable share of the Operating Company's gross income for each year is derived from dividends, interest, gains from the sale of stock or securities or similar sources.
- The asset diversification requirement will be satisfied if NMFC and AIV Holdings meet certain asset diversification requirements at the end of each quarter of its taxable year. To satisfy this requirement, at least 50.0% of the value of NMFC's and AIV Holdings' assets must consist of cash, cash equivalents, U.S. government securities, securities of other RICs, and other acceptable securities; and no more than 25.0% of the value of NMFC's or AIV Holdings' assets can be invested in the securities, other than U.S. government securities or securities of other RICs, of one issuer, of two or more issuers that are controlled, as determined under applicable Code rules, by it and that are engaged in the same or similar or related trades or businesses or of certain "qualified publicly traded partnerships". Failure to meet these requirements may result in the Operating Company having to dispose of certain investments quickly in order to prevent the

[Table of Contents](#)

loss of NMFC's and AIV Holdings' RIC status. Because most of the Operating Company's investments are intended to be in private companies, and therefore may be relatively illiquid, any such dispositions could be made at disadvantageous prices and could result in substantial losses.

Although there is no authority directly applicable to NMFC and AIV Holdings and thus the matter is not free from doubt, it is expected that NMFC and AIV Holdings is treated as if they directly invested in their pro rata share of the Operating Company's assets for purposes of satisfying the asset diversification requirement. However, there can be no assurance that the IRS will not successfully assert that NMFC and AIV Holdings do not meet the asset diversification requirement because they are unable to look to the Operating Company's assets for purpose of that requirement. In that case, NMFC and AIV Holdings would fail to qualify as RICs and thus become subject to corporate- level federal income tax (and any applicable state and local taxes).

If NMFC and AIV Holdings fail to qualify for or maintain their RIC status for any reason, and NMFC and AIV Holdings do not qualify for certain relief provisions under the Code, NMFC and AIV Holdings would be subject to corporate- level federal income tax (and any applicable state and local taxes). In this event, the resulting taxes could substantially reduce NMFC's and AIV Holdings' net assets, the amount of income available for distribution and the amount of its distributions, which would have a material adverse effect on its financial performance.

You may have current tax liabilities on distributions you reinvest in common stock of NMFC.

Under the dividend reinvestment plan, if you own shares of common stock of NMFC registered in your own name, you will have all cash distributions automatically reinvested in additional shares of common stock of NMFC unless you opt out of the dividend reinvestment plan by delivering notice by phone, internet or in writing to the plan administrator at least three days prior to the payment date of the next dividend or distribution. If you have not "opted out" of the dividend reinvestment plan, you will be deemed to have received, and for federal income tax purposes will be taxed on, the amount reinvested in common stock of NMFC to the extent the amount reinvested was not a tax-free return of capital. As a result, you may have to use funds from other sources to pay your federal income tax liability on the value of the common stock received.

NMFC and AIV Holdings may not be able to pay you distributions on their common stock, their distributions to you may not grow over time and a portion of their distributions to you may be a return of capital for federal income tax purposes.

NMFC and AIV Holdings intend to pay quarterly distributions to their stockholders out of assets legally available for distribution. We cannot assure you that we will continue to achieve investment results that will allow NMFC to make a specified level of cash distributions or year-to-year increases in cash distributions. If the Operating Company is unable to satisfy the asset coverage test applicable to it as a BDC, or if it violates certain covenants under the Credit Facilities, the Operating Company's ability to pay distributions to its members could be limited, thereby limiting NMFC's and AIV Holdings' ability to pay distributions to their stockholders. All distributions are paid at the discretion of the Operating Company's board of directors and depend on its earnings, financial condition, maintenance of NMFC and AIV Holdings RIC status, compliance with applicable BDC regulations, compliance with covenants under the Credit Facilities, and such other factors as the Operating Company's board of directors may deem relevant from time to time. The distributions NMFC and AIV Holdings pay to their stockholders in a year may exceed its taxable income for that year and, accordingly, a portion of such distributions may constitute a return of capital for federal income tax purposes.

In addition, because NMFC and AIV Holdings are holding companies, NMFC and AIV Holdings are only able to pay distributions on their common stock from distributions received from the

[Table of Contents](#)

Operating Company. The Operating Company intends to make distributions to its members that will be sufficient to enable NMFC and AIV Holdings to pay quarterly distributions to their stockholders and to maintain their status as RICs. However, there can be no assurances that the Operating Company will make distributions to its members in the future. Accordingly, NMFC and AIV Holdings cannot assure you that they will pay distributions to you in the future.

NMFC and AIV Holdings may have difficulty paying their required distributions if the Operating Company recognizes taxable income before or without receiving cash representing such income.

For federal income tax purposes, NMFC and AIV Holdings include in their taxable income their allocable share of certain amounts that the Operating Company has not yet received in cash, such as original issue discount or accruals on a contingent payment debt instrument, which may occur if the Operating Company receives warrants in connection with the origination of a loan or possibly in other circumstances or contracted PIK interest, which generally represents contractual interest added to the loan balance and due at the end of the loan term. NMFC and AIV Holdings allocable share of such original issue discount and PIK interest are included in NMFC and AIV Holdings taxable income before the Operating Company receives any corresponding cash payments. NMFC and AIV Holdings also may be required to include in their taxable income their allocable share of certain other amounts that the Operating Company will not receive in cash.

Because in certain cases the Operating Company may recognize taxable income before or without receiving cash representing such income, the Operating Company may have difficulty making distributions to the Operating Company's members that will be sufficient to enable NMFC and AIV Holdings to meet the annual distribution requirement necessary for NMFC and AIV Holdings to qualify as RICs. Accordingly, the Operating Company may need to sell some of its assets at times and/or at prices that it would not consider advantageous, NMFC or the Operating Company may need to raise additional equity or debt capital, or the Operating Company may need to forego new investment opportunities or otherwise take actions that are disadvantageous to its business (or be unable to take actions that are advantageous to its business) to enable the Operating Company to make distributions to its members that will be sufficient to enable NMFC and AIV Holdings to meet the annual distribution requirement. If NMFC or the Operating Company are unable to obtain cash from other sources to enable NMFC and AIV Holdings to meet the annual distribution requirement, NMFC and AIV Holdings may fail to qualify for the federal income tax benefits allowable to RICs and, thus, become subject to a corporate-level federal income tax (and any applicable state and local taxes).

It is expected that, if the Operating Company does not make cash distributions to AIV Holdings in amounts sufficient for AIV Holdings to meet the annual distribution requirement necessary for AIV Holdings to qualify as a RIC, Guardian AIV would consent to be treated as if it received distributions from AIV Holdings sufficient to satisfy the annual distribution requirement necessary for AIV Holdings to qualify as a RIC. This would result in phantom (i.e. non-cash) taxable income to Guardian AIV.

Changes in laws or regulations governing the Operating Company's operations may adversely affect our business or cause the Operating Company to alter its business strategy.

Changes in the laws or regulations or the interpretations of the laws and regulations that govern BDCs, RICs or non-depository commercial lenders could significantly affect our operations and our cost of doing business. The Companies and the Operating Company's portfolio companies are subject to federal, state and local laws and regulations. New legislation may be enacted or new interpretations, rulings or regulations could be adopted, any of which could materially adversely affect our business, including with respect to the types of investments the Operating Company is permitted to make, and your interest as a stockholder potentially with retroactive effect. In addition, any changes to the laws and regulations governing the Operating Company's operations relating to permitted investments may cause the Operating Company to alter its investment strategy in order to avail itself of new or different

[Table of Contents](#)

opportunities. These changes could result in material changes to the strategies and plans set forth in this prospectus and may result in the Operating Company's investment focus shifting from the areas of expertise of the Investment Adviser to other types of investments in which the Investment Adviser may have less expertise or little or no experience. Any such changes, if they occur, could have a material adverse effect on our business, results of operations and financial condition and, consequently, the value of your investment in us.

On July 21, 2010, the Wall Street Reform and Consumer Protection Act, or Dodd-Frank Act, was signed into law. Although passage of the Dodd-Frank Act has resulted in extensive rulemaking and regulatory changes that affect the Companies and the financial industry as a whole, many of its provisions remain subject to extended implementation periods and delayed effective dates and will require extensive rulemaking by regulatory authorities. While the full impact of the Dodd-Frank Act on the Companies and the Operating Company's portfolio companies may not be known for an extended period of time, the Dodd-Frank Act, including future rules implementing its provisions and the interpretation of those rules, along with other legislative and regulatory proposals directed at the financial services industry or affecting taxation that are proposed or pending in the U.S. Congress, may negatively impact the operations, cash flows or financial condition of the Companies or the Operating Company's portfolio companies, impose additional costs on the Companies or the Operating Company's portfolio companies, intensify the regulatory supervision of the Companies or the Operating Company's portfolio companies or otherwise adversely affect the Companies' business or the business of the Operating Company's portfolio companies.

Over the last several years, there has been an increase in regulatory attention to the extension of credit outside of the traditional banking sector, raising the possibility that some portion of the non-bank financial sector will be subject to new regulation. While it cannot be known at this time whether these regulations will be implemented or what form they will take, increased regulation of non-bank credit extension could negatively impact the Companies' operations, cash flows or financial condition, impose additional costs on the Companies, intensify the regulatory supervision of the Companies or otherwise adversely affect the Companies' business.

The affect of global climate change may impact the operations of the Operating Company's portfolio companies.

There may be evidence of global climate change. Climate change creates physical and financial risk and some of the Operating Company's portfolio companies may be adversely affected by climate change. For example, the needs of customers of energy companies vary with weather conditions, primarily temperature and humidity. To the extent weather conditions are affected by climate change, energy use could increase or decrease depending on the duration and magnitude of any changes. Increases in the cost of energy could adversely affect the cost of operations of the Operating Company's portfolio companies if the use of energy products or services is material to their business. A decrease in energy use due to weather changes may affect some of the Operating Company's portfolio companies' financial condition, through decreased revenues. Extreme weather conditions in general require more system backup, adding to costs, and can contribute to increased system stresses, including service interruptions. Energy companies could also be affected by the potential for lawsuits against or taxes or other regulatory costs imposed on greenhouse gas emitters, based on links drawn between greenhouse gas emissions and climate change.

Pending legislation may allow the Operating Company to incur additional leverage.

As a BDC, under the 1940 Act the Operating Company generally is not permitted to incur indebtedness unless immediately after such borrowing the Operating Company has an asset coverage for total borrowings of at least 200.0% (i.e., the amount of debt may not exceed 50.0% of the value of the Operating Company's total assets or the Operating Company may borrow an amount equal to

[Table of Contents](#)

100.0% of net assets). Recent legislation introduced in the U.S. House of Representatives, if passed, would modify this section of the 1940 Act and increase the amount of debt that BDCs may incur by modifying the percentage from 200.0% to 150.0%. As a result, the Operating Company may be able to incur additional indebtedness in the future and therefore your risk of an investment in NMFC's and AIV Holdings' common stock may increase.

NMFC incurs significant costs as a result of being a publicly traded company.

As a publicly traded company, NMFC incurs legal, accounting and other expenses, which are paid by the Operating Company, including costs associated with the periodic reporting requirements applicable to a company whose securities are registered under the Exchange Act, as well as additional corporate governance requirements, including requirements under the Sarbanes-Oxley Act of 2002, or the "Sarbanes-Oxley Act", and other rules implemented by the Securities and Exchange Commission.

Efforts to comply with Section 404 of the Sarbanes-Oxley Act involve significant expenditures, and non-compliance with Section 404 of the Sarbanes-Oxley Act may adversely affect NMFC and the market price of NMFC's common stock.

The Companies are subject to the Sarbanes-Oxley Act, and the related rules and regulations promulgated by the Securities and Exchange Commission. Under current Securities and Exchange Commission rules beginning with our fiscal year ending December 31, 2012, the Operating Company's management is required to report on their internal control over financial reporting pursuant to Section 404 of the Sarbanes-Oxley Act, and rules and regulations of the Securities and Exchange Commission thereunder. The Companies are required to review on an annual basis their respective internal control over financial reporting, and on a quarterly and annual basis to evaluate and disclose changes in our respective internal control over financial reporting. As a result, the Companies expect to incur significant additional expenses in the near term, which may negatively impact the Operating Company's financial performance and the Operating Company's ability to make distributions to its members and, consequently, NMFC's and AIV Holdings' ability to make distributions to their stockholders. This process also may result in a diversion of management's time and attention. We cannot be certain as to the timing of completion of any evaluation, testing and remediation actions or the impact of the same on our operations and neither of the Companies may be able to ensure that the process is effective or that our internal control over financial reporting is or will continue to be effective in a timely manner. In the event that the Companies are unable to maintain or achieve compliance with Section 404 of the Sarbanes-Oxley Act and related rules, the Operating Company and, consequently, the market price of NMFC and AIV Holdings common stock may be adversely affected.

The Operating Company's business is highly dependent on information systems and systems failures could significantly disrupt our business, which may, in turn, negatively affect the market price of NMFC's and AIV Holdings' common stock and its ability to pay dividends.

The Operating Company's business is highly dependent on the communications and information systems of the Investment Adviser and its affiliates. Any failure or interruption of such systems could cause delays or other problems in the Operating Company's activities. This, in turn, could have a material adverse effect on the Operating Company's operating results and, consequently, negatively affect the market price of NMFC's and AIV Holdings' common stock and their ability to pay dividends to their stockholders. In addition, because many of the Operating Company's portfolio companies operate and rely on network infrastructure and enterprise applications and internal technology systems for development, marketing, operational, support and other business activities, a disruption or failure of any or all of these systems in the event of a major telecommunications failure, cyber-attack, fire, earthquake, severe weather conditions or other catastrophic event could cause system interruptions,

delays in product development and loss of critical data and could otherwise disrupt their business operations.

RISKS RELATING TO THE OPERATING COMPANY'S INVESTMENTS

The Operating Company's investments in portfolio companies may be risky, and the Operating Company could lose all or part of any of its investments.

Investments in small and middle market businesses are highly speculative and involve a high degree of risk of credit loss. These risks are likely to increase during volatile economic periods, such as the U.S. and many other economies have recently experienced. Among other things, these companies:

- may have limited financial resources and may be unable to meet their obligations under their debt instruments that the Operating Company holds, which may be accompanied by a deterioration in the value of any collateral and a reduction in the likelihood of the Operating Company realizing any guarantees from subsidiaries or affiliates of its portfolio companies that the Operating Company may have obtained in connection with its investment, as well as a corresponding decrease in the value of any equity components of its investments;
- may have shorter operating histories, narrower product lines, smaller market shares and/or more significant customer concentrations than larger businesses, which tend to render them more vulnerable to competitors' actions and market conditions, as well as general economic downturns;
- are more likely to depend on the management talents and efforts of a small group of persons; therefore, the death, disability, resignation or termination of one or more of these persons could have a material adverse impact on the Operating Company's portfolio company and, in turn, on us;
- generally have less predictable operating results, may from time to time be parties to litigation, may be engaged in rapidly changing businesses with products subject to a substantial risk of obsolescence;
- may require substantial additional capital to support their operations, finance expansion or maintain their competitive position; and
- generally have less publicly available information about their businesses, operations and financial condition.

In addition, in the course of providing significant managerial assistance to certain of the Operating Company's portfolio companies, certain of the Operating Company's officers and directors may serve as directors on the boards of such companies. To the extent that litigation arises out of the Operating Company's investments in these companies, the Operating Company's officers and directors may be named as defendants in such litigation, which could result in an expenditure of funds (through the Operating Company's indemnification of such officers and directors) and the diversion of management time and resources.

The Operating Company's investment strategy, which is focused primarily on privately held companies, presents certain challenges, including the lack of available information about these companies.

The Operating Company invests primarily in privately held companies. There is generally little public information about these companies, and, as a result, the Operating Company must rely on the ability of the Investment Adviser to obtain adequate information to evaluate the potential returns from, and risks related to, investing in these companies. If the Operating Company is unable to uncover all material information about these companies, it may not make a fully informed investment decision, and it may lose money on its investments. Also, privately held companies frequently have less diverse

[Table of Contents](#)

product lines and smaller market presence than larger competitors. They are, thus, generally more vulnerable to economic downturns and may experience substantial variations in operating results. These factors could adversely affect the Operating Company's investment returns.

The Operating Company's portfolio may be concentrated in a limited number of industries, which may subject the Operating Company to a risk of significant loss if there is a downturn in a particular industry in which a number of its investments are concentrated.

The Operating Company's portfolio may be concentrated in a limited number of industries. For example, as of December 31, 2013, the Operating Company's investments in the software, the education, the business services, and the distribution & logistics industries represented approximately 22.3%, 21.1%, 13.1% and 10.8%, respectively, of the fair value of the Operating Company's portfolio. A downturn in any particular industry in which the Operating Company is invested could significantly impact the portfolio companies operating in that industry, and accordingly, the aggregate returns that the Operating Company realizes from its investment in such portfolio companies.

Specifically, companies in the software industry often have narrow product lines and small market shares. Because of rapid technological change, the average selling prices of products and some services provided by software companies have historically decreased over their productive lives. As a result, the average selling prices of products and services offered by software companies in which we invest may decrease over time. In addition, companies in the education industry are required to comply with extensive regulatory and accreditation requirements, which could be subject to change by Congress, and which can limit their access to federal aid or similar loan programs, or otherwise increase their compliance costs. Likewise, companies in the business services industry are subject to general economic downturns and business cycles, and will often suffer reduced revenues and rate pressures during periods of economic uncertainty. Finally, companies in the distribution & logistics industry are subject to complex and stringent aviation, transportation, environmental, security, labor, employment and other governmental laws and regulations, both in the U.S. and in the other countries. In addition, companies in the distribution & logistics industry may be impacted by global climate change, including severe weather or other natural disasters, changes in regulation in response to climate change and changing prices for energy commodities. If an industry in which the Operating Company has significant investments suffers from adverse business or economic conditions, as these industries have to varying degrees, a material portion of its investment portfolio could be affected adversely, which, in turn, could adversely affect the Operating Company's financial position and results of operations.

If the Operating Company makes unsecured investments, those investments might not generate sufficient cash flow to service their debt obligations to the Operating Company.

The Operating Company may make unsecured investments. Unsecured investments may be subordinated to other obligations of the obligor. Unsecured investments often reflect a greater possibility that adverse changes in the financial condition of the obligor or general economic conditions (including, for example, a substantial period of rising interest rates or declining earnings) or both may impair the ability of the obligor to make payment of principal and interest. If the Operating Company makes an unsecured investment in a portfolio company, that portfolio company may be highly leveraged, and its relatively high debt-to-equity ratio may increase the risk that its operations might not generate sufficient cash to service its debt obligations.

If the Operating Company invests in the securities and obligations of distressed and bankrupt issuers, it might not receive interest or other payments.

From time to time, the Operating Company may invest in other types of investments which are not its primary focus, including investments in the securities and obligations of distressed and bankrupt issuers, including debt obligations that are in covenant or payment default. Such investments generally

[Table of Contents](#)

are considered speculative. The repayment of defaulted obligations is subject to significant uncertainties. Defaulted obligations might be repaid only after lengthy workout or bankruptcy proceedings, during which the issuer of those obligations might not make any interest or other payments.

The lack of liquidity in the Operating Company's investments may adversely affect our business.

The Operating Company invests, and will continue to invest, in companies whose securities are not publicly traded and whose securities will be subject to legal and other restrictions on resale or will otherwise be less liquid than publicly traded securities. The illiquidity of these investments may make it difficult for the Operating Company to sell these investments when desired. In addition, if the Operating Company is required or otherwise chooses to liquidate all or a portion of its portfolio quickly, it may realize significantly less than the value at which it had previously recorded these investments. The Operating Company's investments are usually subject to contractual or legal restrictions on resale or are otherwise illiquid because there is usually no established trading market for such investments. Because most of the Operating Company's investments are illiquid, the Operating Company may be unable to dispose of them in which case NMFC could fail to qualify as a RIC and/or BDC, or the Operating Company may be unable to do so at a favorable price, and, as a result, the Operating Company and NMFC may suffer losses.

Price declines and illiquidity in the corporate debt markets may adversely affect the fair value of the Operating Company's portfolio investments, reducing the Operating Company's net asset value through increased net unrealized depreciation.

As a BDC, the Operating Company is required to carry its investments at market value or, if no market value is ascertainable, at fair value as determined in good faith by its board of directors. Because NMFC is a holding company with no direct operations of its own, and its only business and sole asset is its ownership of units of the Operating Company, NMFC's net asset value will be based on the Operating Company's valuation of its investments and its percentage interest in the Operating Company. As part of the valuation process, the Operating Company may take into account the following types of factors, if relevant, in determining the fair value of its investments:

- a comparison of the portfolio company's securities to publicly traded securities;
- the enterprise value of a portfolio company;
- the nature and realizable value of any collateral;
- the portfolio company's ability to make payments and its earnings and discounted cash flow;
- the markets in which the portfolio company does business; and
- changes in the interest rate environment and the credit markets generally that may affect the price at which similar investments may be made in the future and other relevant factors.

When an external event such as a purchase transaction, public offering or subsequent sale occurs, the Operating Company will use the pricing indicated by the external event to corroborate its valuation. The Operating Company will record decreases in the market values or fair values of its investments as unrealized depreciation. Declines in prices and liquidity in the corporate debt markets may result in significant net unrealized depreciation in its portfolio. The effect of all of these factors on the Operating Company's portfolio may reduce the Operating Company's net asset value, and, indirectly, NMFC's and AIV Holdings' net asset value based on their respective percentage interest in the Operating Company, by increasing net unrealized depreciation in the Operating Company's portfolio. Depending on market conditions, the Operating Company could incur substantial realized losses and may suffer additional unrealized losses in future periods, which could have a material adverse effect on its business, financial condition, results of operations and cash flows.

If the Operating Company is unable to make follow-on investments in its portfolio companies, the value of the Operating Company's investment portfolio could be adversely affected.

Following an initial investment in a portfolio company, the Operating Company may make additional investments in that portfolio company as "follow-on" investments, in order to (i) increase or maintain in whole or in part its equity ownership percentage, (ii) exercise warrants, options or convertible securities that were acquired in the original or subsequent financing or (iii) attempt to preserve or enhance the value of its investment. The Operating Company may elect not to make follow-on investments or may otherwise lack sufficient funds to make these investments. The Operating Company has the discretion to make follow-on investments, subject to the availability of capital resources. If the Operating Company fails to make follow-on investments, the continued viability of a portfolio company and its investment may, in some circumstances, be jeopardized and we could miss an opportunity for the Operating Company to increase its participation in a successful operation. Even if the Operating Company has sufficient capital to make a desired follow-on investment, it may elect not to make a follow-on investment because it may not want to increase its concentration of risk, either because it prefers other opportunities or because it is subject to BDC requirements that would prevent such follow-on investments or such follow-on investments would adversely impact NMFC's ability to maintain its RIC status.

The Operating Company's portfolio companies may incur debt that ranks equally with, or senior to, its investments in such companies.

The Operating Company invests in portfolio companies at all levels of the capital structure. The Operating Company's portfolio companies may have, or may be permitted to incur, other debt that ranks equally with, or senior to, the debt in which the Operating Company invests. By their terms, these debt instruments may entitle the holders to receive payment of interest or principal on or before the dates on which the Operating Company is entitled to receive payments with respect to the debt instruments in which it invests. In addition, in the event of insolvency, liquidation, dissolution, reorganization or bankruptcy of a portfolio company, holders of debt instruments ranking senior to the Operating Company's investment in that portfolio company would typically be entitled to receive payment in full before it receives any distribution. After repaying the senior creditors, the portfolio company may not have any remaining assets to use for repaying its obligation to the Operating Company. In the case of debt ranking equally with debt instruments in which the Operating Company invests, it would have to share on an equal basis any distributions with other creditors holding such debt in the event of an insolvency, liquidation, dissolution, reorganization or bankruptcy of the relevant portfolio company.

The disposition of the Operating Company's investments may result in contingent liabilities.

Most of the Operating Company's investments will involve private securities. In connection with the disposition of an investment in private securities, the Operating Company may be required to make representations about the business and financial affairs of the portfolio company typical of those made in connection with the sale of a business. The Operating Company may also be required to indemnify the purchasers of such investment to the extent that any such representations turn out to be inaccurate or with respect to certain potential liabilities. These arrangements may result in contingent liabilities that ultimately yield funding obligations that must be satisfied through the Operating Company's return of certain distributions previously made to it.

There may be circumstances where the Operating Company's debt investments could be subordinated to claims of other creditors or the Operating Company could be subject to lender liability claims.

Even though the Operating Company may have structured certain of its investments as senior loans, if one of its portfolio companies were to go bankrupt, depending on the facts and circumstances,

[Table of Contents](#)

including the extent to which the Operating Company actually provided managerial assistance to that portfolio company, a bankruptcy court might re-characterize its debt investment and subordinate all or a portion of the Operating Company's claim to that of other creditors. The Operating Company may also be subject to lender liability claims for actions taken by it with respect to a borrower's business or instances where it exercises control over the borrower. It is possible that the Operating Company could become subject to a lender's liability claim, including as a result of actions taken in rendering significant managerial assistance.

Second priority liens on collateral securing loans that the Operating Company makes to its portfolio companies may be subject to control by senior creditors with first priority liens. If there is a default, the value of the collateral may not be sufficient to repay in full both the first priority creditors and the Operating Company.

Certain loans to portfolio companies will be secured on a second priority basis by the same collateral securing senior secured debt of such companies. The first priority liens on the collateral will secure the portfolio company's obligations under any outstanding senior debt and may secure certain other future debt that may be permitted to be incurred by the portfolio company under the agreements governing the loans. The holders of obligations secured by the first priority liens on the collateral will generally control the liquidation of and be entitled to receive proceeds from any realization of the collateral to repay their obligations in full before the Operating Company. In addition, the value of the collateral in the event of liquidation will depend on market and economic conditions, the availability of buyers and other factors. There can be no assurance that the proceeds, if any, from the sale or sales of all of the collateral would be sufficient to satisfy the loan obligations secured by the second priority liens after payment in full of all obligations secured by the first priority liens on the collateral. If such proceeds are not sufficient to repay amounts outstanding under the loan obligations secured by the second priority liens, then the Operating Company, to the extent not repaid from the proceeds of the sale of the collateral, will only have an unsecured claim against the portfolio company's remaining assets, if any.

The rights the Operating Company may have with respect to the collateral securing the loans it makes to its portfolio companies with senior debt outstanding may also be limited pursuant to the terms of one or more intercreditor agreements entered into with the holders of first priority senior debt. Under an intercreditor agreement, at any time that obligations that have the benefit of the first priority liens are outstanding, any of the following actions that may be taken in respect of the collateral will be at the direction of the holders of the obligations secured by the first priority liens: the ability to cause the commencement of enforcement proceedings against the collateral, the ability to control the conduct of such proceedings, the approval of amendments to collateral documents; releases of liens on the collateral and waivers of past defaults under collateral documents. The Operating Company may not have the ability to control or direct these actions, even if its rights are adversely affected.

The Operating Company generally does not control its portfolio companies.

The Operating Company does not, and does not expect to, control most of its portfolio companies, even though the Operating Company may have board representation or board observation rights, and its debt agreements may contain certain restrictive covenants that limit the business and operations of its portfolio companies. As a result, the Operating Company is subject to the risk that a portfolio company may make business decisions with which the Operating Company disagrees and the management of such company, in which the Operating Company invests as representatives of the holders of their common equity, may take risks or otherwise act in ways that do not serve the Operating Company's interests as debt investors. Due to the lack of liquidity of the investments that the Operating Company typically holds in its portfolio companies, it may not be able to dispose of its investments in the event that the Operating Company disagrees with the actions of a portfolio company

[Table of Contents](#)

as readily as it would otherwise like to or at favorable prices which could decrease the value of its investments.

Economic recessions, downturns or government spending cuts could impair the Operating Company's portfolio companies and harm its operating results.

Many of the Operating Company's portfolio companies may be susceptible to economic slowdowns or recessions and may be unable to repay its debt investments during these periods. Therefore, the Operating Company's non-performing assets are likely to increase, and the value of the Operating Company's portfolio is likely to decrease during these periods. Adverse economic conditions also may decrease the value of collateral securing some of the Operating Company's debt investments and the value of its equity investments. Economic slowdowns or recessions could lead to financial losses in the Operating Company's portfolio and a decrease in revenues, net income and assets. Unfavorable economic conditions also could increase the Operating Company's funding costs, limit NMFC's and the Operating Company's access to the capital markets or result in a decision by lenders not to extend credit to the Operating Company. These events could prevent the Operating Company from increasing investments and harm its operating results.

In addition, levels of the U.S. government's spending in future periods are very difficult to predict and subject to significant risks. Significant budgetary constraints may result in further reductions to projected spending levels. In particular, U.S. government expenditures are subject to the potential for automatic reductions, generally referred to as "sequestration". Sequestration may result in significant additional reductions to spending by the U.S. government on both existing and new contracts as well as disruption of ongoing programs. Also, we expect that budgetary constraints and ongoing concerns regarding the U.S. national debt will continue to place downward pressure on U.S. government spending levels. Due to these and other factors, overall U.S. government spending could decline, which could result in significant reductions to the revenues, cash flow and profits of the Operating Company's portfolio companies.

A number of the Operating Company's portfolio companies provide services to the U.S. government. Changes in the U.S. government's priorities and spending, or significant delays or reductions in appropriations of the U.S. government's funds, could have a material adverse effect on the financial position, results of operations and cash flows of such portfolio companies.

A number of the Operating Company's portfolio companies derive a substantial portion of their revenue from the U.S. government. Levels of the U.S. government's spending in future periods are very difficult to predict and subject to significant risks. In addition, significant budgetary constraints may result in further reductions to projected spending levels. In particular, U.S. government expenditures are subject to the potential for automatic reductions, generally referred to as "sequestration". Sequestration occurred during 2013, and may occur again in the future, resulting in significant additional reductions to spending by the U.S. government on both existing and new contracts as well as disruption of ongoing programs. Even if sequestration does not occur again in the future, we expect that budgetary constraints and ongoing concerns regarding the U.S. national debt will continue to place downward pressure on U.S. government spending levels. Due to these and other factors, overall U.S. government spending could decline, which could result in significant reductions to the revenues, cash flow and profits of the Operating Company's portfolio companies that provide services to the U.S. government.

Defaults by the Operating Company's portfolio companies may harm its operating results.

A portfolio company's failure to satisfy financial or operating covenants imposed by the Operating Company or other lenders could lead to defaults and, potentially, termination of its loans and foreclosure on its secured assets, which could trigger cross-defaults under other agreements and

jeopardize a portfolio company's ability to meet its obligations under the debt or equity securities that the Operating Company holds.

The Operating Company may incur expenses to the extent necessary to seek recovery upon default or to negotiate new terms, which may include the waiver of certain financial covenants, with a defaulting portfolio company. In addition, lenders in certain cases can be subject to lender liability claims for actions taken by them when they become too involved in the borrower's business or exercise control over a borrower. It is possible that the Operating Company could become subject to a lender's liability claim, including as a result of actions taken if it renders significant managerial assistance to the borrower. Furthermore, if one of the Operating Company's portfolio companies were to file for bankruptcy protection, even though the Operating Company may have structured its investment as senior secured debt, depending on the facts and circumstances, including the extent to which the Operating Company provided managerial assistance to that portfolio company, a bankruptcy court might re-characterize its debt holding and subordinate all or a portion of the Operating Company's claim to claims of other creditors.

Prepayments of the Operating Company's debt investments by its portfolio companies could adversely impact the Operating Company's results of operations and reduce its return on equity.

The Operating Company is subject to the risk that the investments it makes in its portfolio companies may be repaid prior to maturity. When this occurs, subject to maintenance of NMFC's RIC status, the Operating Company will generally reinvest these proceeds in temporary investments, pending their future investment in new portfolio companies. These temporary investments will typically have substantially lower yields than the debt being prepaid and the Operating Company could experience significant delays in reinvesting these amounts. Any future investment in a new portfolio company may also be at lower yields than the debt that was repaid. As a result, the Operating Company's results of operations could be materially adversely affected if one or more of its portfolio companies elect to prepay amounts owed to the Operating Company. Additionally, prepayments could negatively impact the Operating Company's return on equity, which could result in a decline in the market price of NMFC's common stock.

The Operating Company may not realize gains from its equity investments.

When the Operating Company invests in portfolio companies, it may acquire warrants or other equity securities of portfolio companies as well. The Operating Company may also invest in equity securities directly. To the extent the Operating Company holds equity investments, it will attempt to dispose of them and realize gains upon its disposition of them. However, the equity interests the Operating Company receives may not appreciate in value and, in fact, may decline in value. As a result, the Operating Company may not be able to realize gains from its equity interests, and any gains that it does realize on the disposition of any equity interests may not be sufficient to offset any other losses it experiences. The Operating Company also may be unable to realize any value if a portfolio company does not have a liquidity event, such as a sale of the business, recapitalization or public offering, which would allow the Operating Company to sell the underlying equity interests.

The performance of the Operating Company's portfolio companies may differ from its historical performance as its current investment strategy includes significantly more primary originations in addition to secondary market purchases.

Historically, the Operating Company's investment strategy consisted primarily of secondary market purchases in debt securities. The Operating Company adjusted its investment strategy to also include significantly more primary originations. While loans the Operating Company originates and loans it purchases in the secondary market face many of the same risks associated with the financing of leveraged companies, the Operating Company may be exposed to different risks depending on specific

[Table of Contents](#)

business considerations for secondary market purchases or origination of loans. Primary originations require substantially more time and resources for sourcing, diligencing and monitoring investments, which may consume a significant portion of the Operating Company's resources. Further, the valuation process for primary originations may be more cumbersome and uncertain due to the lack of comparable market quotes for the investment and would likely require more frequent review by a third-party valuation firm. This may result in greater costs for the Operating Company and fluctuations in the quarterly valuations of investments that are primary originations. As a result, this strategy may result in different returns from these investments than the types of returns the Operating Company has historically experienced from secondary market purchases of debt securities.

The Operating Company may be subject to additional risks if it invests in foreign securities and/or engage in hedging transactions.

The 1940 Act generally requires that 70.0% of the Operating Company's investments be in issuers each of whom is organized under the laws of, and has its principal place of business in, any state of the United States, the District of Columbia, Puerto Rico, the Virgin Islands or any other possession of the United States. The Operating Company's investment strategy does not presently contemplate significant investments in securities of non-U.S. companies. However, the Operating Company may desire to make such investments in the future, to the extent that such transactions and investments are permitted under the 1940 Act. The Operating Company expects that these investments would focus on the same types of investments that it makes in U.S. middle market companies and accordingly would be complementary to its overall strategy and enhance the diversity of its holdings. Investing in foreign companies could expose the Operating Company to additional risks not typically associated with investing in U.S. companies. These risks include changes in exchange control regulations, political and social instability, expropriation, imposition of foreign taxes, less liquid markets and less available information than is generally the case in the United States, higher transaction costs, less government supervision of exchanges, brokers and issuers, less developed bankruptcy laws, difficulty in enforcing contractual obligations, lack of uniform accounting and auditing standards and greater price volatility. Investments denominated in foreign currencies would be subject to the risk that the value of a particular currency will change in relation to one or more other currencies. Among the factors that may affect currency values are trade balances, the level of short-term interest rates, differences in relative values of similar assets in different currencies, long-term opportunities for investment and capital appreciation and political developments. The Operating Company may employ hedging techniques to minimize these risks, but it can offer no assurance that it will, in fact, hedge currency risk, or that if it does, such strategies will be effective.

Engaging in hedging transactions would also, indirectly, entail additional risks to NMFC's stockholders. Although it is not currently anticipated that the Operating Company would engage in hedging transactions as a principal investment strategy, if the Operating Company determined to engage in hedging transactions it generally would seek to hedge against fluctuations of the relative values of its portfolio positions from changes in market interest rates or currency exchange rates. Hedging against a decline in the values of the Operating Company's portfolio positions would not eliminate the possibility of fluctuations in the values of such positions or prevent losses if the values of the positions declined. However, such hedging could establish other positions designed to gain from those same developments, thereby offsetting the decline in the value of such portfolio positions.

These hedging transactions could also limit the opportunity for gain if the values of the underlying portfolio positions increased. Moreover, it might not be possible to hedge against an exchange rate or interest rate fluctuation that was so generally anticipated that the Operating Company would not be able to enter into a hedging transaction at an acceptable price. If the Operating Company chooses to engage in hedging transactions, there can be no assurances that the Operating Company will achieve the intended benefits of such transactions and, depending on the degree of exposure such transactions

[Table of Contents](#)

could create, such transactions may expose the Operating Company and, indirectly, NMFC to risk of loss.

While the Operating Company may enter into these types of transactions to seek to reduce currency exchange rate and interest rate risks, unanticipated changes in currency exchange rates or interest rates could result in poorer overall investment performance than if it had not engaged in any such hedging transactions. In addition, the degree of correlation between price movements of the instruments used in a hedging strategy and price movements in the portfolio positions being hedged could vary. Moreover, for a variety of reasons, the Operating Company might not seek to establish a perfect correlation between the hedging instruments and the portfolio holdings being hedged. Any imperfect correlation could prevent the Operating Company from achieving the intended hedge and expose the Operating Company and NMFC to risk of loss. In addition, it might not be possible to hedge fully or perfectly against currency fluctuations affecting the value of securities denominated in non-U.S. currencies because the value of those securities would likely fluctuate as a result of factors not related to currency fluctuations.

Uncertainty relating to the LIBOR calculation process may adversely affect the value of the Operating Company's portfolio of LIBOR-indexed, floating-rate debt securities.

Concerns have been publicized that some of the member banks surveyed by the British Bankers' Association ("BBA") in connection with the calculation of LIBOR across a range of maturities and currencies may have been under-reporting or otherwise manipulating the inter-bank lending rate applicable to them in order to profit on their derivatives positions or to avoid an appearance of capital insufficiency or adverse reputational or other consequences that may have resulted from reporting inter-bank lending rates higher than those they actually submitted. A number of BBA member banks have entered into settlements with their regulators and law enforcement agencies with respect to alleged manipulation of LIBOR, and investigations by regulators and governmental authorities in various jurisdictions are ongoing.

Actions by the BBA, regulators or law enforcement agencies may result in changes to the manner in which LIBOR is determined. Uncertainty as to the nature of such potential changes may adversely affect the market for LIBOR-based securities, including the Operating Company's portfolio of LIBOR-indexed, floating-rate debt securities. In addition, any further changes or reforms to the determination or supervision of LIBOR may result in a sudden or prolonged increase or decrease in reported LIBOR, which could have an adverse impact on the market for LIBOR-based securities or the value of our portfolio of LIBOR-indexed, floating-rate debt securities.

RISKS RELATING TO OUR CORPORATE STRUCTURE

NMFC and AIV Holdings are holding companies with no direct operations of their own, and will depend on distributions from the Operating Company to meet their ongoing obligations.

NMFC and AIV Holdings are holding companies with no direct operations of their own, and their only business and sole asset are their respective direct ownership of units of the Operating Company. As a result, all investment decisions relating to the Operating Company's portfolio will be made by the Investment Adviser under the supervision of the Operating Company's board of directors, which may be different from NMFC's or AIV Holdings' board of directors. Although the Operating Company's Limited Liability Company Operating Agreement provides that in accordance with the 1940 Act and to the extent required thereby, NMFC and AIV Holdings will "pass through" their respective votes on all matters subject to a member vote, including with respect to the election of the Operating Company's directors, NMFC and AIV Holdings will not, and indirectly, the stockholders of NMFC and AIV Holdings will not, have any control over the Operating Company's day-to-day operations and investment decisions.

[Table of Contents](#)

NMFC and AIV Holdings also do not have any independent ability to generate revenue, and their only sources of cash flow from operations are distributions from the Operating Company. Consequently, NMFC and AIV Holdings rely on the Operating Company to cover the expenses of their day-to-day business, including expenses incident to NMFC's status as a public company. Pursuant to the Administration Agreement, the Operating Company will reimburse the Administrator for NMFC's and AIV Holdings' allocable portion of overhead and other expenses incurred by the Administrator in performing its obligations to NMFC and AIV Holdings under the Administration Agreement. However, if the Operating Company cannot or does not make the payments required pursuant to the Administration Agreement, NMFC and AIV Holdings may be unable to cover these expenses.

In addition, since NMFC and AIV Holdings are holding companies, their ability to pay distributions to their stockholders depends on the prior distribution from the Operating Company of cash in an amount sufficient to pay quarterly distributions and to maintain their statuses as RICs. The distribution of cash flows by the Operating Company to NMFC and AIV Holdings is subject to statutory restrictions under the Delaware Limited Liability Company Act, the 1940 Act and contractual restrictions under the Credit Facilities or any other debt financing facility that may limit the Operating Company's or NMF SLF's ability to make distributions. In addition, any distributions and payments of fees or costs will be based upon the Operating Company's financial performance. Any distributions of cash will be made on a pro rata basis to all of the Operating Company's members, including NMFC and Guardian AIV, indirectly, through AIV Holdings, in accordance with each unit holders' respective percentage interest.

New Mountain Capital or its affiliates may have interests that differ from your interests as stockholders of NMFC.

Guardian AIV indirectly owns, through AIV Holdings, approximately 5.6% of the units of the Operating Company as of December 31, 2013. New Mountain Capital's interests, the interests of the partners in Guardian AIV and the interests of those persons affiliated with New Mountain Capital that participated in the Concurrent Private Placement may differ from, or conflict with, your interests as stockholders of NMFC. For example, conflicts arising under the Registration Rights Agreement will be resolved as set forth therein. Under the Registration Rights Agreement, AIV Holdings and the Operating Company's Chairman and a related entity will have priority over NMFC or any other NMFC stockholder when selling any shares of NMFC common stock pursuant to their exercise of registration rights under that agreement.

Circumstances may arise in the future when the interests of the Operating Company's members conflict with the interests of NMFC's stockholders. The Operating Company's board of directors and the board of directors of NMFC are comprised of the same members. However, the Operating Company's board of directors owes fiduciary duties to its members that could conflict with the fiduciary duties NMFC's board of directors owes to its stockholders.

RISKS RELATING TO NMFC's COMMON STOCK

The market price of NMFC's common stock may fluctuate significantly.

The market price and liquidity of the market for shares of NMFC's common stock may be significantly affected by numerous factors, some of which are beyond our control and may not be directly related to the Operating Company's operating performance. These factors include:

- price and volume fluctuations in the overall stock market or in the market for BDCs from time to time;
- investor demand for shares of NMFC's common stock;

[Table of Contents](#)

- significant volatility in the market price and trading volume of securities of registered closed-end management investment companies, BDCs or other financial services companies, which is not necessarily related to the operating performance of these companies;
- the inability to raise equity capital;
- the Operating Company's inability to borrow money or deploy or invest its capital;
- fluctuations in interest rates;
- any shortfall in revenue or net income or any increase in losses from levels expected by investors or securities analysts;
- operating performance of companies comparable to the Operating Company;
- changes in regulatory policies or tax guidelines with respect to RICs or BDCs;
- NMFC's or the Operating Company's loss of status as or ability to operate as BDCs;
- NMFC's failure to qualify as a RIC, loss of RIC status or ability to operate as a RIC;
- actual or anticipated changes in the Operating Company's earnings or fluctuations in its operating results;
- changes in the value of the Operating Company's portfolio of investments;
- general economic conditions, trends and other external factors;
- departures of key personnel; or
- loss of a major source of funding.

In addition, NMFC is required to continue to meet certain listing standards in order for its common stock to remain listed on the New York Stock Exchange ("NYSE"). On January 2, 2013, the Companies received a letter of public reprimand from the NYSE indicating that NMFC had failed to comply with Section 204.12 of the NYSE Listed Company Manual requiring ten days prior notice of a record date, in connection with the announcement of a special dividend distribution. If NMFC were to be delisted by the NYSE, the liquidity of NMFC's common stock would be materially impaired.

Investing in NMFC's common stock may involve an above average degree of risk.

The investments the Operating Company may make may result in a higher amount of risk, volatility or loss of principal than alternative investment options. These investments in portfolio companies may be highly speculative and aggressive, and therefore, an investment in NMFC's common stock may not be suitable for investors with lower risk tolerance.

Sales of substantial amounts of NMFC's common stock in the public market may have an adverse effect on the market price of its common stock.

Sales of substantial amounts of NMFC's common stock, including by itself directly, AIV Holdings, if it exercises its right to exchange its units of the Operating Company for shares of NMFC's common stock on a one-for-one basis, or New Mountain Guardian Partners, L.P. or its transferees or the perception that such sales could occur, could materially adversely affect the prevailing market prices for NMFC's common stock. AIV Holdings currently intends to sell its interest in the Operating Company's business as soon as practicable from time to time, depending on market conditions and any applicable contractual or legal restrictions. AIV Holdings, and the Investment Adviser, if applicable with respect to any units received as payment of the incentive fee, have the right, subject to certain conditions, to require NMFC to register under the federal securities laws the sale of any shares of NMFC's common

[Table of Contents](#)

stock held by them or that may be issued to and held by them upon exercise by AIV Holdings of the exchange right.

In addition, NMFC has granted AIV Holdings, the Operating Company's Chairman, an entity related to the Operating Company's Chairman and the Investment Adviser, if applicable with respect to any units received as payment of the incentive fee, and their permitted transferees certain "piggyback" registration rights which allow them to include their shares in any future registrations of NMFC equity securities, whether or not that registration relates to a primary offering by NMFC or a secondary offering by or on behalf of any of NMFC's stockholders or AIV Holdings. In particular, these parties will have priority over NMFC and any other of its stockholders in any registration that is an underwritten offering. Any such filing or the perception that such a filing may occur, could cause the prevailing market price of NMFC's common stock to decline and may impact NMFC's ability to sell equity to finance the Operating Company's operations. If substantial amounts of NMFC's common stock were sold, this could impair its ability to raise additional capital through the sale of securities should NMFC desire to do so.

Certain provisions of NMFC's certificate of incorporation and bylaws, the Delaware General Corporation Law as well as other aspects of our structure, including Guardian AIV's substantial interest in the Operating Company, could deter takeover attempts and have an adverse impact on the price of NMFC's common stock.

NMFC's certificate of incorporation and bylaws as well as the Delaware General Corporation Law contain provisions that may have the effect of discouraging a third party from making an acquisition proposal for us. Among other things, NMFC's certificate of incorporation and bylaws:

- provide for a classified board of directors, which may delay the ability of NMFC's stockholders to change the membership of a majority of its board of directors;
- authorize the issuance of "blank check" preferred stock that could be issued by NMFC's board of directors to thwart a takeover attempt;
- do not provide for cumulative voting;
- provide that vacancies on the board of directors, including newly created directorships, may be filled only by a majority vote of directors then in office;
- provide that NMFC's directors may be removed only for cause;
- require supermajority voting to effect certain amendments to NMFC's certificate of incorporation and bylaws; and
- require stockholders to provide advance notice of new business proposals and director nominations under specific procedures.

These anti-takeover provisions may inhibit a change in control in circumstances that could give the holders of NMFC's common stock the opportunity to realize a premium over the market price for its common stock. The Credit Facilities also include covenants that, among other things, restrict its ability to dispose of assets, incur additional indebtedness, make restricted payments, create liens on assets, make investments, make acquisitions and engage in mergers or consolidations. The Credit Facilities also include change of control provisions that accelerate the indebtedness under this facility in the event of certain change of control events. In addition, certain aspects of our structure, including Guardian AIV's substantial interest in the Operating Company may have the effect of discouraging a third party from making an acquisition proposal for NMFC.

Shares of NMFC's common stock have traded at a discount from net asset value and may do so in the future.

Shares of closed-end investment companies have frequently traded at a market price that is less than the net asset value that is attributable to those shares. In part as a result of adverse economic conditions and increasing pressure within the financial sector of which the Companies are a part, NMFC's common stock has at times traded below its net asset value per share since NMFC's IPO on May 19, 2011. NMFC's shares could once again trade at a discount to net asset value. The possibility that NMFC's shares of common stock may trade at a discount from net asset value over the long term is separate and distinct from the risk that the Companies' net asset value will decrease. The Companies cannot predict whether shares of NMFC's common stock will trade above, at or below its net asset value. If NMFC's common stock trades below its net asset value, NMFC will generally not be able to issue additional shares of NMFC's common stock at its market price without first obtaining the approval for such issuance from its stockholders and its independent directors. If additional funds are not available to the Operating Company, the Companies could be forced to curtail or cease the Operating Company's new lending and investment activities, and the Companies' net asset value could decrease and the Companies' level of distributions could be impacted.

You may not receive dividends or the Companies' dividends may decline or may not grow over time.

The Companies cannot assure you that the Companies will achieve investment results or maintain a tax status that will allow or require any specified level of cash distributions or year-to-year increases in cash distributions. In particular, the Operating Company's future dividends, and subsequently, NMFC's and AIV Holdings' future dividends, are dependent upon the investment income they receive on the Operating Company's portfolio investments. To the extent such investment income declines, the Companies' ability to pay future dividends may be harmed.

If NMFC issues preferred stock, the net asset value and market value of NMFC's common stock will likely become more volatile.

We cannot assure you that the issuance of preferred stock would result in a higher yield or return to the holders of NMFC's common stock. The issuance of preferred stock would likely cause the net asset value and market value of the common stock to become more volatile. If the dividend rate on the preferred stock were to approach the net rate of return on the Operating Company's investment portfolio, the benefit of leverage to the holders of the common stock would be reduced. If the dividend rate on the preferred stock were to exceed the net rate of return on the Operating Company's portfolio, the leverage would result in a lower rate of return to the holders of common stock than if we had not issued preferred stock. Any decline in the net asset value of the Operating Company's investments would be borne entirely by the holders of common stock. Therefore, if the market value of the Operating Company's portfolio were to decline, the leverage would result in a greater decrease in net asset value to the holders of common stock than if we were not leveraged through the issuance of preferred stock. This greater net asset value decrease would also tend to cause a greater decline in the market price for the common stock. We might be in danger of failing to maintain the required asset coverage of the preferred stock or of losing our ratings, if any, on the preferred stock or, in an extreme case, the Operating Company's current investment income might not be sufficient to meet the dividend requirements on the preferred stock. In order to counteract such an event, we might need to liquidate investments in order to fund a redemption of some or all of the preferred stock. In addition, we would pay (and the holders of common stock would bear) all costs and expenses relating to the issuance and ongoing maintenance of the preferred stock, including higher advisory fees if the Operating Company's total return exceeds the dividend rate on the preferred stock. Holders of preferred stock may have different interests than holders of common stock and may at times have disproportionate influence over our affairs.

[Table of Contents](#)

Holders of any preferred stock NMFC might issue would have the right to elect members of our board of directors and class voting rights on certain matters.

Holders of any preferred stock we might issue, voting separately as a single class, would have the right to elect two members of our board of directors at all times and in the event dividends become two full years in arrears would have the right to elect a majority of the directors until such arrearage is completely eliminated. In addition, preferred stockholders have class voting rights on certain matters, including changes in fundamental investment restrictions and conversion to open-end status, and accordingly can veto any such changes. Restrictions imposed on the declarations and payment of dividends or other distributions to the holders of NMFC's common stock and preferred stock, both by the 1940 Act and by requirements imposed by rating agencies, if any, or the terms of the Operating Company's credit facilities, if any, might impair our ability to maintain our qualification as a RIC for federal income tax purposes. While we would intend to redeem NMFC's preferred stock to the extent necessary to enable us to distribute our income as required to maintain our qualification as a RIC, there can be no assurance that such actions could be effected in time to meet the tax requirements.

Item 1B. Unresolved Staff Comments

Not applicable.

Item 2. Properties

We do not own any real estate or other physical properties materially important to our operation. Our principal executive offices are located at 787 Seventh Avenue, 48th Floor, New York, New York 10019, where we occupy our office space pursuant to our Administration Agreement with the Administrator. The office space is shared with our Investment Adviser, our Administrator and New Mountain Capital. We believe that our current office facilities are suitable and adequate for our business as currently conducted.

Item 3. Legal Proceedings

The Companies, the Investment Adviser and the Administrator are not currently subject to any material pending legal proceedings threatened against us as of December 31, 2013. From time to time, we may be a party to certain legal proceedings incidental to the normal course of our business including the enforcement of our rights under contracts with our portfolio companies. While the outcome of these legal proceedings cannot be predicted with certainty, we do not expect that these proceedings will have a material effect upon our business, financial condition or results of operations.

Item 4. Mine Safety Disclosures

Not applicable.

PART II

The terms "we", "us", "our" and the "Companies" refers to the collective: New Mountain Finance Holdings, L.L.C., New Mountain Finance Corporation and New Mountain Finance AIV Holdings Corporation.

Item 5. Market for Registrants' Common Equity, Related Stockholder Matters and Issuer Purchases of Equity Securities

Price Range of Common Stock and Distributions

New Mountain Finance Corporation's ("NMFC") common stock is traded on the New York Stock Exchange ("NYSE") under the symbol "NMFC". The following table sets forth the net asset value ("NAV") per share of NMFC's common stock, the high and low closing sale price for NMFC's common stock, the closing sale price as a percentage of NAV and the quarterly dividend distributions per share for each fiscal quarter since NMFC's initial public offering ("IPO") on May 19, 2011.

Fiscal Year Ended	NAV Per Share(2)	Closing Sales Price(3)		Premium or Discount of High Sales to NAV(4)	Premium or Discount of Low Sales to NAV(4)	Declared Dividends Per Share(5)
		High	Low			
December 31, 2013						
Fourth Quarter	\$ 14.38	\$ 15.19	\$ 14.05	5.63%	(2.29)%	\$ 0.34
Third Quarter	\$ 14.32	\$ 14.90	\$ 14.21	4.05%	(0.77)%	\$ 0.46(7)
Second Quarter	\$ 14.32	\$ 15.60	\$ 13.82	8.94%	(3.49)%	\$ 0.34
First Quarter	\$ 14.31	\$ 15.45	\$ 14.30	7.97%	(0.07)%	\$ 0.34
December 31, 2012						
Fourth Quarter	\$ 14.06	\$ 15.18	\$ 13.75	7.97%	(2.20)%	\$ 0.48(8)
Third Quarter	\$ 14.10	\$ 15.50	\$ 14.18	9.93%	0.57%	\$ 0.34
Second Quarter	\$ 13.83	\$ 14.29	\$ 13.28	3.33%	(3.98)%	\$ 0.57(9)
First Quarter	\$ 14.05	\$ 13.75	\$ 13.14	(2.14)%	(6.48)%	\$ 0.32
December 31, 2011						
(1)						
Fourth Quarter	\$ 13.60	\$ 13.41	\$ 12.27	(1.40)%	(9.78)%	\$ 0.30
Third Quarter	\$ 13.32	\$ 13.37	\$ 10.77	0.38%	(19.14)%	\$ 0.29
Second Quarter(6)	\$ 14.25	\$ 13.55	\$ 12.35	(4.91)%	(13.33)%	\$ 0.27

- (1) NMFC was not unitized until the IPO date of May 19, 2011.
- (2) NAV is determined as of the last date in the relevant quarter and therefore may not reflect the NAV per share on the date of the high and low sales prices. The NAVs shown are based on outstanding shares at the end of each period.
- (3) Closing sales price is determined as the high or low closing sales price noted within the respective quarter, not adjusted for dividends.
- (4) Calculated as of the respective high or low sales price divided by the quarter end NAV.
- (5) Represents the dividend paid for the specified quarter.
- (6) Period from May 19, 2011 through June 30, 2011 (excludes IPO price of \$13.75).
- (7) Includes a special dividend of \$0.12 per share payable on August 30, 2013 and a third quarter dividend of \$0.34 per share payable on September 30, 2013.
- (8) Includes a fourth quarter dividend of \$0.34 per share payable on December 28, 2012 and a special dividend of \$0.14 per share payable on January 31, 2013.

[Table of Contents](#)

- (9) Includes a special dividend of \$0.23 per share payable on May 31, 2012 and a second quarter dividend of \$0.34 per share payable on June 29, 2012.

New Mountain Finance Holdings, L.L.C. (the "Operating Company") and New Mountain Finance AIV Holdings Corporation ("AIV Holdings") are not publicly traded entities.

On March 4, 2014, the last reported sales price of NMFC's common stock was \$14.79 per share. As of March 4, 2014, the Operating Company had one record holder, which was NMFC, whereas NMFC had approximately 11 stockholders of record and approximately two beneficial owners whose shares are held in the names of brokers, dealers, funds, trusts and clearing agencies. AIV Holdings had one record holder, which was New Mountain Guardian AIV, L.P. ("Guardian AIV").

Dividends

Since NMFC and AIV Holdings are holding companies, distributions will be paid on their common stock from distributions received from the Operating Company. The Operating Company intends to make distributions to its unit holders that will be sufficient to enable NMFC and AIV Holdings to pay quarterly distributions to their stockholders and to maintain their status as regulated investment companies ("RIC"). NMFC and AIV Holdings intend to distribute approximately their entire portion of the Operating Company's Adjusted Net Investment Income on a quarterly basis and substantially their entire portion of the Operating Company's taxable income on an annual basis, except that they may retain certain net capital gains for reinvestment.

NMFC has adopted an "opt out" dividend reinvestment plan on behalf of its stockholders, whereas NMFC stockholders' cash dividends will be automatically reinvested in additional shares of NMFC's common stock, unless the stockholder elects to receive cash. Cash dividends reinvested in additional shares of NMFC's common stock will be automatically reinvested by NMFC into additional units of the Operating Company.

NMFC applies the following in implementing the dividend reinvestment plan. If the price at which newly issued shares are to be credited to stockholders' accounts is greater than 110.0% of the last determined net asset value of the shares, NMFC will use only newly issued shares to implement its dividend reinvestment plan. Under such circumstances, the number of shares to be issued to a stockholder is determined by dividing the total dollar amount of the distribution payable to such stockholder by the market price per share of NMFC's common stock on the NYSE on the distribution payment date. Market price per share on that date will be the closing price for such shares on the NYSE or, if no sale is reported for such day, the average of their electronically reported bid and asked prices. If NMFC uses newly issued shares to implement the plan, NMFC will receive, on a one-for-one basis, additional units of the Operating Company in exchange for cash distributions that are reinvested in shares of NMFC's common stock under the dividend reinvestment plan.

If the price at which newly issued shares are to be credited to stockholders' accounts is less than 110.0% of the last determined net asset value of the shares, NMFC will either issue new shares or instruct the plan administrator to purchase shares in the open market to satisfy the additional shares required. Shares purchased in open market transactions by the plan administrator will be allocated to a stockholder based on the average purchase price, excluding any brokerage charges or other charges, of all shares of common stock purchased in the open market. The number of shares of NMFC's common stock to be outstanding after giving effect to payment of the distribution cannot be established until the value per share at which additional shares will be issued has been determined and elections of NMFC's stockholders have been tabulated. AIV Holdings does not intend to reinvest any distributions received from the Operating Company in additional shares of the Operating Company. See *Item 8.—Financial Statements and Supplementary Data—Note 2, Summary of Significant Accounting Policies* for additional information.

[Table of Contents](#)

The following table reflects the cash distributions, including dividends and returns of capital, if any, per unit/share that have been declared by the Operating Company's board of directors, and subsequently NMFC's board of directors, since NMFC's IPO:

<u>Date Declared</u>	<u>Record Date</u>	<u>Payment Date</u>	<u>Amount</u>
November 8, 2013	December 17, 2013	December 31, 2013	\$ 0.34
August 7, 2013	September 16, 2013	September 30, 2013	0.34
August 7, 2013	August 20, 2013	August 30, 2013	0.12(1)
May 6, 2013	June 14, 2013	June 28, 2013	0.34
March 6, 2013	March 15, 2013	March 28, 2013	0.34
			<u>\$ 1.48</u>
December 27, 2012	December 31, 2012	January 31, 2013	\$ 0.14(2)
November 6, 2012	December 14, 2012	December 28, 2012	0.34
August 8, 2012	September 14, 2012	September 28, 2012	0.34
May 8, 2012	June 15, 2012	June 29, 2012	0.34
May 8, 2012	May 21, 2012	May 31, 2012	0.23(3)
March 7, 2012	March 15, 2012	March 30, 2012	0.32
			<u>\$ 1.71</u>
November 8, 2011	December 15, 2011	December 30, 2011	\$ 0.30
August 10, 2011	September 15, 2011	September 30, 2011	0.29
August 10, 2011	August 22, 2011	August 31, 2011	0.27
			<u>\$ 0.86</u>
Total			<u><u>\$ 4.05</u></u>

- (1) Special dividend related to a distribution received attributable to the Operating Company's investment in YP Equity Investors LLC.
- (2) Special dividend intended to minimize to the greatest extent possible NMFC's federal income or excise tax liability.
- (3) Special dividend related to estimated realized capital gains attributable to the Operating Company's investments in Lawson Software, Inc. and Infor Lux Bond Company.

[Table of Contents](#)

The following table reflects the cash distributions, including dividends and returns of capital, if any, that have been declared by the Operating Company's board of directors on a per share/unit basis, and subsequently AIV Holdings' board of directors, since NMFC's IPO:

<u>Date Declared</u>	<u>Record Date</u>	<u>Payment Date</u>	<u>Amount (in millions)</u>
November 8, 2013	December 17, 2013(1)	December 31, 2013	\$ 0.9(2)
August 7, 2013	September 16, 2013(3)	September 30, 2013	2.2
August 7, 2013	August 20, 2013(3)	August 30, 2013	0.8(4)
May 6, 2013	June 14, 2013(5)	June 28, 2013	3.8(6)
March 6, 2013	March 15, 2013(7)	March 28, 2013(8)	5.5(9)
			\$ 13.2
December 27, 2012	December 31, 2012(7)	January 31, 2013	\$ 2.3(10)
November 6, 2012	December 14, 2012(7)	December 28, 2012(11)	5.5
August 8, 2012	September 14, 2012(12)	September 28, 2012	6.9(13)
May 8, 2012	June 15, 2012(12)	June 29, 2012(14)	6.9
May 8, 2012	May 21, 2012(12)	May 31, 2012	4.6(15)
March 7, 2012	March 15, 2012(12)	March 30, 2012(16)	6.5
			\$ 32.7
November 8, 2011	December 15, 2011(12)	December 30, 2011	\$ 6.1
August 10, 2011	September 15, 2011(12)	September 30, 2011	5.9
August 10, 2011	August 22, 2011(12)	August 31, 2011	5.4
			\$ 17.4
Total			<u>\$ 63.3</u>

- (1) As of the record date, AIV Holdings owned 2,671,938 units of the Operating Company. AIV Holdings received a total dividend for the amounts and subsequently AIV Holdings' board of directors declared total dividends in the same amounts payable to the holders of record as of the record date.
- (2) This amount does not include the distribution to Guardian AIV of \$54.2 million in connection with net proceeds from the October 17, 2013 underwritten secondary public offering of NMFC's common stock on behalf of AIV Holdings.
- (3) As of the record date, AIV Holdings owned 6,571,938 units of the Operating Company. AIV Holdings received a total dividend for the amounts and subsequently AIV Holdings' board of directors declared total dividends in the same amounts payable to the holders of record as of the record date.
- (4) Special dividend related to a distribution received attributable to the Operating Company's investment in YP Equity Investors LLC.
- (5) As of the record date, AIV Holdings owned 11,321,938 units of the Operating Company. AIV Holdings received a total dividend for the amounts and subsequently AIV Holdings' board of directors declared total dividends in the same amounts payable to the holders of record as of the record date.
- (6) This amount does not include the distribution to Guardian AIV of \$66.9 million in connection with net proceeds from the June 21, 2013 underwritten secondary public offering of NMFC's common stock on behalf of AIV Holdings.

[Table of Contents](#)

- (7) As of the respective record dates, AIV Holdings owned 16,221,938 units of the Operating Company. AIV Holdings received a total dividend for the respective amounts and subsequently AIV Holdings' board of directors declared total dividends in the same amounts payable to the holders of record as of the respective record dates.
- (8) Actual cash payment was made on April 5, 2013.
- (9) This amount does not include the distribution to Guardian AIV of \$67.8 million in connection with net proceeds from the March 25, 2013 underwritten secondary public offering of NMFC's common stock on behalf of AIV Holdings.
- (10) Special dividend intended to minimize to the greatest extent possible NMFC's federal income or excise tax liability.
- (11) Actual cash payment was made on January 7, 2013.
- (12) As of the respective record dates, AIV Holdings owned 20,221,938 units of the Operating Company. AIV Holdings received a total dividend for the respective amounts and subsequently AIV Holdings' board of directors declared total dividends in the same amounts payable to the holders of record as of the respective record dates.
- (13) This amount does not include the distribution to Guardian AIV of \$58.2 million in connection with net proceeds from the September 28, 2012 underwritten secondary public offering of NMFC's common stock on behalf of AIV Holdings.
- (14) Actual cash payment was made on July 9, 2012.
- (15) Special dividend related to estimated realized capital gains attributable to the Operating Company's investments in Lawson Software, Inc. and Infor Lux Bond Company.
- (16) Actual cash payment was made on April 4, 2012.

Tax characteristics of all dividends paid by NMFC and AIV Holdings were reported to stockholders on Form 1099 after the end of the calendar year. Future quarterly dividends, if any, for the Companies will be determined by their respective board of directors.

Unregistered Sales of Equity Securities

We did not engage in unregistered sales of securities during the year ended December 31, 2013.

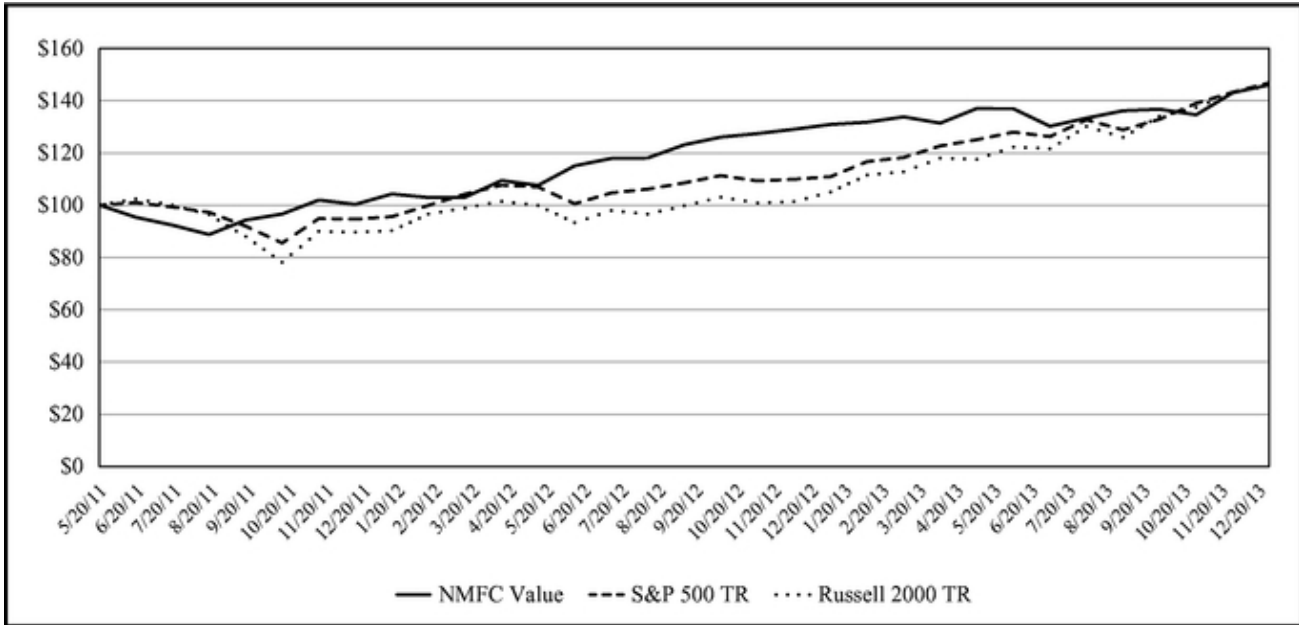
Issuer Purchases of Equity Securities

For the quarter ended December 31, 2013, NMFC did not purchase any of its common stock in the open market.

Stock Performance Graph

This graph compares the return on NMFC's common stock with that of the Standard & Poor's 500 Total Return Index ("S&P 500 TR") and the Russell 2000 Index Total Return ("Russell 2000 TR") as we do not believe that there is an appropriate index of companies with an investment strategy similar to our own with which to compare the return on NMFC's common stock, for the period May 19, 2011 (commencement of operations) to December 31, 2013. The graph assumes that, on May 19, 2011, a person invested \$100 in each of NMFC's common stock, the S&P 500 TR and the Russell 2000 TR. The graph measures total stockholder return, which takes into account both changes in stock price and dividends. It assumes that dividends paid are invested in like securities.

Comparison of Cumulative Total Return Among NMFC, S&P 500 TR and Russell 2000 TR



The graph and other information furnished under this Part II Item 5 of this combined Form 10-K shall not be deemed to be "soliciting material" or to be filed with the Securities and Exchange Commission or subject to Regulation 14A or 14C, or to the liabilities of Section 18 of the "1934" Act. The stock price performance included in the above graph is not necessarily indicative of future stock performance.

Item 6. Selected Financial Data

The selected financial data should be read in conjunction with the respective financial statements and related combined notes thereto and *Item 7.—Management's Discussion and Analysis of Financial Condition and Results of Operations* included in this report. Financial information for the years ended December 31, 2013, December 31, 2012, December 31, 2011, December 31, 2010 and December 31, 2009, has been derived from the Operating Company's financial statements that were audited by Deloitte & Touche LLP ("Deloitte"), an independent registered public accounting firm.

[Table of Contents](#)

The below selected financial and other data is for the Operating Company.

(in thousands except units and per unit data)

New Mountain Finance Holdings, L.L.C.	Years ended December 31,				
	2013	2012	2011	2010	2009
Statement of Operations Data:					
Total investment income	\$ 114,912	\$ 85,786	\$ 56,523	\$ 41,375	\$ 21,767
Net expenses	51,235	40,569	17,998	3,911	1,359
Net investment income	63,677	45,217	38,525	37,464	20,408
Net realized and unrealized gains (losses)	15,247	28,779	(6,848)	26,328	105,272
Net increase (decrease) in net assets resulting from operations	78,924	73,996	31,677	63,792	125,680
Per unit data:					
Net asset value	\$ 14.38	\$ 14.06	\$ 13.60	N/A	N/A
Net increase (decrease) in net assets resulting from operations (basic and diluted)	1.79	2.18	1.02	N/A	N/A
Dividends declared(1)	1.48	1.71	0.86	N/A	N/A
Balance sheet data:					
Total assets	\$ 1,147,841	\$ 1,025,564	\$ 730,579	\$ 460,224	\$ 330,558
Holdings Credit Facility	221,849	206,938	129,038	59,697	77,745
SLF Credit Facility	214,668	214,262	165,928	56,936	—
Total net assets	688,516	569,939	420,502	241,927	239,441
Other data:					
Total return at net asset value(2)	13.27%	16.61%	10.09%	26.54%	76.38%
Number of portfolio companies at year end	59	63	55	43	24
Total new investments for the year	\$ 529,307	\$ 673,218	\$ 493,331	\$ 332,708	\$ 268,382
Investment sales and repayments for the year	\$ 426,561	\$ 423,874	\$ 231,962	\$ 258,202	\$ 125,430
Weighted average Yield to Maturity on debt portfolio at year end (unaudited)(3)	10.6%	10.1%	10.7%	—(4)	—(4)
Weighted average Adjusted Yield to Maturity on debt portfolio at year end (unaudited)	—(5)	—(5)	13.1%	12.5%	12.7%
Weighted average common membership units outstanding for the year	44,021,920	34,011,738	30,919,629(6)	N/A	N/A
Portfolio turnover	40.52%	52.02%	42.13%	76.69%	57.50%

N/A—Fund was not unitized as of December 31, 2010 and December 31, 2009.

- (1) Dividends declared in the year ended December 31, 2013 include a \$0.12 per unit special dividend related to a distribution received attributable to the Operating Company's investment in YP Equity Investors LLC. Dividends declared in the year ended December 31, 2012 include a \$0.23 per unit special dividend related to estimated realized capital gains attributable to the Operating Company's investments in Lawson Software, Inc. and Infor Lux Bond Company and a \$0.14 per unit special dividend intended to minimize to the greatest extent possible NMFC's federal income or excise tax

liability. Actual cash payments on the dividends declared to AIV Holdings only, for the quarters ended March 31, 2012, June 30, 2012, December 31, 2012 and March 31, 2013, were made on April 4, 2012, July 9, 2012, January 7, 2013 and April 5, 2013 respectively.

- (2) For the years ended December 31, 2013 and December 31, 2012, total return is calculated assuming a purchase at net asset value on the opening of the first day of the year and a sale at net asset value on the last day of the respective year. Dividends and distributions, if any, are assumed for purposes of this calculation, to be reinvested at the net asset value on the last day of the respective quarter. For the year ended December 31, 2011, total return is calculated in two parts: (1) from the opening of the first day of the year to NMFC's IPO date, total return is calculated based on net income over weighted average net assets and (2) from NMFC's IPO date to the last day of the year, total return is calculated assuming a purchase at net asset value on NMFC's IPO date and a sale at net asset value on the last day of the year. Dividends and distributions, if any, are assumed for purposes of this calculation, to be reinvested at the net asset value on the last day of the respective quarter. For the years ended December 31, 2010 and December 31, 2009, total return is the ratio of net income compared to capital, adjusted for capital contributions and distributions.
- (3) The Operating Company's weighted average Yield to Maturity calculation assumes that all investments not on non-accrual are purchased at fair value on the respective period ends and held until their respective maturities with no prepayments or losses and exited at par at maturity.
- (4) Prior to NMFC's IPO, for yield calculation purposes, New Mountain Finance SPV Funding, L.L.C. ("NMF SLF") was treated as a fully levered asset of the Operating Company with NMF SLF's net asset value being included in the yield to maturity calculations. Since NMF SLF is consolidated in accordance with GAAP, at the time of the IPO, the Operating Company began using the weighted average Yield to Maturity concept instead of the "Adjusted Yield to Maturity" concept for yield calculation purposes.
- (5) "Adjusted Yield to Maturity" assumes that the investments in the Operating Company's portfolio are purchased at fair value on the respective period ends and held until their respective maturities with no prepayments or losses and exited at par at maturity. This calculation excludes the impact of existing leverage, except for the non-recourse debt of NMF SLF. NMF SLF is treated as a fully levered asset of the Operating Company, with NMF SLF's net asset value being included for yield calculation purposes.
- (6) Weighted average common membership units outstanding presented from May 19, 2011 to December 31, 2011, as the fund became unitized on May 19, 2011, the IPO date.

[Table of Contents](#)

The below selected financial and other data is for NMFC.

(in thousands except shares and per share data)

New Mountain Finance Corporation	Years ended December 31,		Period from
	2013	2012	May 19, 2011 (commencement of operations) to December 31, 2011
Statement of Operations Data:			
Total investment income allocated from the Operating Company	\$ 90,876	\$ 37,511	\$ 13,669
Net expenses allocated from the Operating Company	40,355	17,719	5,324
Net investment income allocated from the Operating Company	50,521	19,792	8,345
Net realized and unrealized gains (losses) allocated from the Operating Company	11,443	12,087	(4,235)
Net change in unrealized (depreciation) appreciation of investment in the Operating Company	(44)	(95)	6,221
Net increase (decrease) in net assets resulting from operations	61,920	31,784	10,331
Per share data:			
Net asset value	\$ 14.38	\$ 14.06	\$ 13.60
Net increase (decrease) in net assets resulting from operations (basic)	1.76	2.14	0.97
Net increase (decrease) in net assets resulting from operations (diluted)	1.79	2.18	0.38
Dividends declared(1)	1.48	1.71	0.86
Balance sheet data:			
Total assets	\$ 650,107	\$ 345,331	\$ 145,487
Total net assets	650,107	341,926	145,487
Other data:			
Total return at market value(2)	11.62%	24.84%	4.16%
Total return at net asset value(3)	13.27%	16.61%	2.82%
Weighted average shares outstanding for the period	35,092,722	14,860,838	10,697,691

- (1) Dividends declared in the year ended December 31, 2013 include a \$0.12 per share special dividend related to a distribution received attributable to the Operating Company's investment in YP Equity Investors LLC. Dividends declared in the year ended December 31, 2012 include a \$0.23 per share special dividend related to estimated realized capital gains attributable to the Operating Company's investments in Lawson Software, Inc. and Infor Lux Bond Company and a \$0.14 per share special dividend intended to minimize to the greatest extent possible NMFC's federal income or excise tax liability.
- (2) For the years ended December 31, 2013, December 31, 2012 and for the period May 19, 2011 to December 31, 2011, total return is calculated assuming a purchase of common stock at the opening of the first day of the years ended 2013 and 2012 and assuming a purchase of common stock at IPO, respectively, and a sale on the closing of the last day of the respective year. Dividends and distributions, if any, are assumed for purposes of this calculation, to be reinvested at prices obtained under NMFC's dividend reinvestment plan.
- (3) Total return is calculated assuming a purchase at net asset value on the opening of the first day of the period and a sale at net asset value on the last day of the period. Dividends and distributions,

if any, are assumed for purposes of this calculation, to be reinvested at the net asset value on the last day of the respective quarter.

The below selected financial and other data is for AIV Holdings.

(in thousands)

<u>New Mountain Finance AIV Holdings Corporation</u>	<u>Years ended December 31,</u>		<u>Period from</u>
	<u>2013</u>	<u>2012</u>	<u>May 19, 2011</u> <u>(commencement of</u> <u>operations) to</u> <u>December 31, 2011</u>
Statement of Operations Data:			
Total investment income allocated from the Operating Company	\$ 24,036	\$ 48,276	\$ 25,838
Net expenses allocated from the Operating Company	10,881	22,850	10,063
Net investment income allocated from the Operating Company	13,155	25,426	15,775
Net realized and unrealized gains (losses) allocated from the Operating Company	3,804	16,692	(8,005)
Net change in unrealized (depreciation) appreciation of investment in the Operating Company	(4,349)	1,997	(6,212)
Net increase (decrease) in net assets resulting from operations	12,610	44,115	1,558
Balance sheet data:			
Total assets	\$ 38,409	\$ 235,799	\$ 275,015
Total net assets	38,409	228,013	275,015
Other data:			
Total return at net asset value(1)	7.69%	18.04%	(5.44)%
Weighted average shares outstanding for the period	100	100	100
Dividends declared(2)	\$ 13,296	\$ 32,660	\$ 17,391

- (1) For the years ended December 31, 2013, December 31, 2012 and for the period May 19, 2011 to December 31, 2011, total return is calculated assuming a purchase at net asset value on the opening of the first day of the respective period and a sale of net asset value on the last day of the respective year. Dividends and distributions, if any, are assumed for purposes of this calculation, to be reinvested at the net asset value on the last day of the respective quarter.
- (2) Dividends declared in the year ended December 31, 2013 include a \$0.8 million special dividend related to a distribution received attributable to the Operating Company's investment in YP Equity Investors LLC. Dividends declared in the year ended December 31, 2012 include a \$4.6 million special dividend related to estimated realized capital gains attributable to the Operating Company's investments in Lawson Software, Inc. and Infor Lux Bond Company and a \$2.3 million special dividend intended to minimize to the greatest extent possible NMFC's federal income or excise tax liability. Actual cash payments on the dividends declared to AIV Holdings only, for the quarters ended March 31, 2012, June 30, 2012, December 31, 2012 and March 31, 2013, were made on April 4, 2012, July 9, 2012, January 7, 2013 and April 5, 2013, respectively. This amount does not include the distributions to Guardian AIV of \$58.2 million, \$67.8 million, \$66.9 million and \$54.2 million in connection with net proceeds before offering costs from the September 28, 2012, March 25, 2013, June 21, 2013 and October 17, 2013 underwritten secondary public offerings.

Item 7. Management's Discussion and Analysis of Financial Condition and Results of Operations

The information in management's discussion and analysis of financial condition and results of operations relates to each of the three separate registrants: New Mountain Finance Holdings, L.L.C., New Mountain Finance Corporation and New Mountain Finance AIV Holdings Corporation (collectively, "we", "us", "our" or the "Companies"). Information that relates to an individual registrant will be specifically referenced by the respective company. None of the Companies makes any representation as to the information related solely to the other registrants other than itself.

The following analysis of our financial condition and results of operations should be read in conjunction with our financial data and our financial statements and the combined notes thereto contained in *Item 8.—Financial Statements and Supplementary Data*, in this report. See *Item 1A.—Risk Factors* for a discussion of the uncertainties, risks and assumptions associated with these statements.

Forward-Looking Statements

The information contained in this section should be read in conjunction with the financial data and financial statements and combined notes thereto appearing in *Item 8.—Financial Statements and Supplementary Data*, contained in this annual report. Some of the statements in this report (including in the following discussion) constitute forward-looking statements, which relate to future events or the future performance or financial condition of New Mountain Finance Holdings, L.L.C. (the "Operating Company" or the "Master Fund"), New Mountain Finance Corporation ("NMFC") or New Mountain Finance AIV Holdings Corporation ("AIV Holdings"). The forward-looking statements contained in this section involve a number of risks and uncertainties, including:

- statements concerning the impact of a protracted decline in the liquidity of credit markets;
- the general economy, including interest and inflation rates, and its impact on the industries in which the Operating Company invests;
- the ability of the Operating Company's portfolio companies to achieve their objectives;
- the Operating Company's ability to make investments consistent with its investment objectives, including with respect to the size, nature and terms of its investments;
- the ability of New Mountain Finance Advisers BDC, L.L.C. (the "Investment Adviser") or its affiliates to attract and retain highly talented professionals;
- actual and potential conflicts of interest with the Investment Adviser and other affiliates of New Mountain Capital Group, L.L.C.; and
- the risk factors set forth in *Item 1A.—Risk Factors*.

Forward-looking statements are identified by their use of such terms and phrases such as "anticipate", "believe", "continue", "could", "estimate", "expect", "intend", "may", "plan", "potential", "project", "seek", "should", "target", "will", "would" or similar expressions. Actual results could differ materially from those projected in the forward-looking statements for any reason, including the factors set forth in *Item 1A.—Risk Factors* contained in this annual report.

We have based the forward-looking statements included in this report on information available to us on the date of this report. We assume no obligation to update or revise publicly any forward-looking statements, whether as a result of new information, future events or otherwise, except as required by law. Although we undertake no obligation to revise or update any forward-looking statements, you are advised to consult any additional disclosures that we may make directly to you or through reports that we have filed or in the future may file with the Securities and Exchange Commission, including annual reports on Form 10-K, registration statements on Form N-2 or Form 10, quarterly reports on Form 10-Q and current reports on Form 8-K.

Overview

The Operating Company is a Delaware limited liability company. The Operating Company is externally managed and has elected to be treated as a business development company ("BDC") under the Investment Company Act of 1940, as amended (the "1940 Act"). As such, the Operating Company is obligated to comply with certain regulatory requirements. The Operating Company intends to be treated as a partnership for federal income tax purposes for so long as it has at least two members.

The Operating Company is externally managed by the Investment Adviser. New Mountain Finance Administration, L.L.C. (the "Administrator") provides the administrative services necessary for operations. The Investment Adviser and Administrator are wholly-owned subsidiaries of New Mountain Capital (defined as New Mountain Capital Group, L.L.C. and its affiliates). New Mountain Capital is a firm with a track record of investing in the middle market and with assets under management (which includes amounts committed, not all of which have been drawn down and invested to date) totaling more than \$12.0 billion as of December 31, 2013, which includes total assets held by the Operating Company. New Mountain Capital focuses on investing in defensive growth companies across its private equity, public equity, and credit investment vehicles. The Operating Company, formerly known as New Mountain Guardian (Leveraged), L.L.C., was originally formed as a subsidiary of New Mountain Guardian AIV, L.P. ("Guardian AIV") by New Mountain Capital in October 2008. Guardian AIV was formed through an allocation of approximately \$300.0 million of the \$5.1 billion of commitments supporting New Mountain Partners III, L.P., a private equity fund managed by New Mountain Capital. In February 2009, New Mountain Capital formed a co-investment vehicle, New Mountain Guardian Partners, L.P., comprising \$20.4 million of commitments. New Mountain Guardian (Leveraged), L.L.C. and New Mountain Guardian Partners, L.P., together with their respective direct and indirect wholly-owned subsidiaries, are defined as the "Predecessor Entities".

NMFC is a Delaware corporation that was originally incorporated on June 29, 2010. NMFC is a closed-end, non-diversified management investment company that has elected to be treated as a BDC under the 1940 Act. As such, NMFC is obligated to comply with certain regulatory requirements. NMFC has elected to be treated, and intends to comply with the requirements to continue to qualify annually, as a regulated investment company ("RIC") under Subchapter M of the Internal Revenue Code of 1986, as amended, (the "Code").

AIV Holdings is a Delaware corporation that was originally incorporated on March 11, 2011. Guardian AIV, a Delaware limited partnership, is AIV Holdings' sole stockholder. AIV Holdings is a closed-end, non-diversified management investment company that has elected to be treated as a BDC under the 1940 Act. As such, AIV Holdings is obligated to comply with certain regulatory requirements. AIV Holdings has elected to be treated, and intends to comply with the requirements to continue to qualify annually, as a RIC under the Code.

On May 19, 2011, NMFC priced its initial public offering (the "IPO") of 7,272,727 shares of common stock at a public offering price of \$13.75 per share. Concurrently with the closing of the IPO and at the public offering price of \$13.75 per share, NMFC sold an additional 2,172,000 shares of its common stock to certain executives and employees of, and other individuals affiliated with, New Mountain Capital in a concurrent private placement (the "Concurrent Private Placement"). Additionally, 1,252,964 shares were issued to the partners of New Mountain Guardian Partners, L.P. at that time for their ownership interest in the Predecessor Entities. In connection with NMFC's IPO and through a series of transactions, the Operating Company owns all of the operations of the Predecessor Entities, including all of the assets and liabilities related to such operations.

NMFC and AIV Holdings are holding companies with no direct operations of their own, and their sole asset is their ownership in the Operating Company. NMFC and AIV Holdings each entered into a joinder agreement with respect to the Limited Liability Company Agreement, as amended and restated, of the Operating Company, pursuant to which NMFC and AIV Holdings were admitted as members of

[Table of Contents](#)

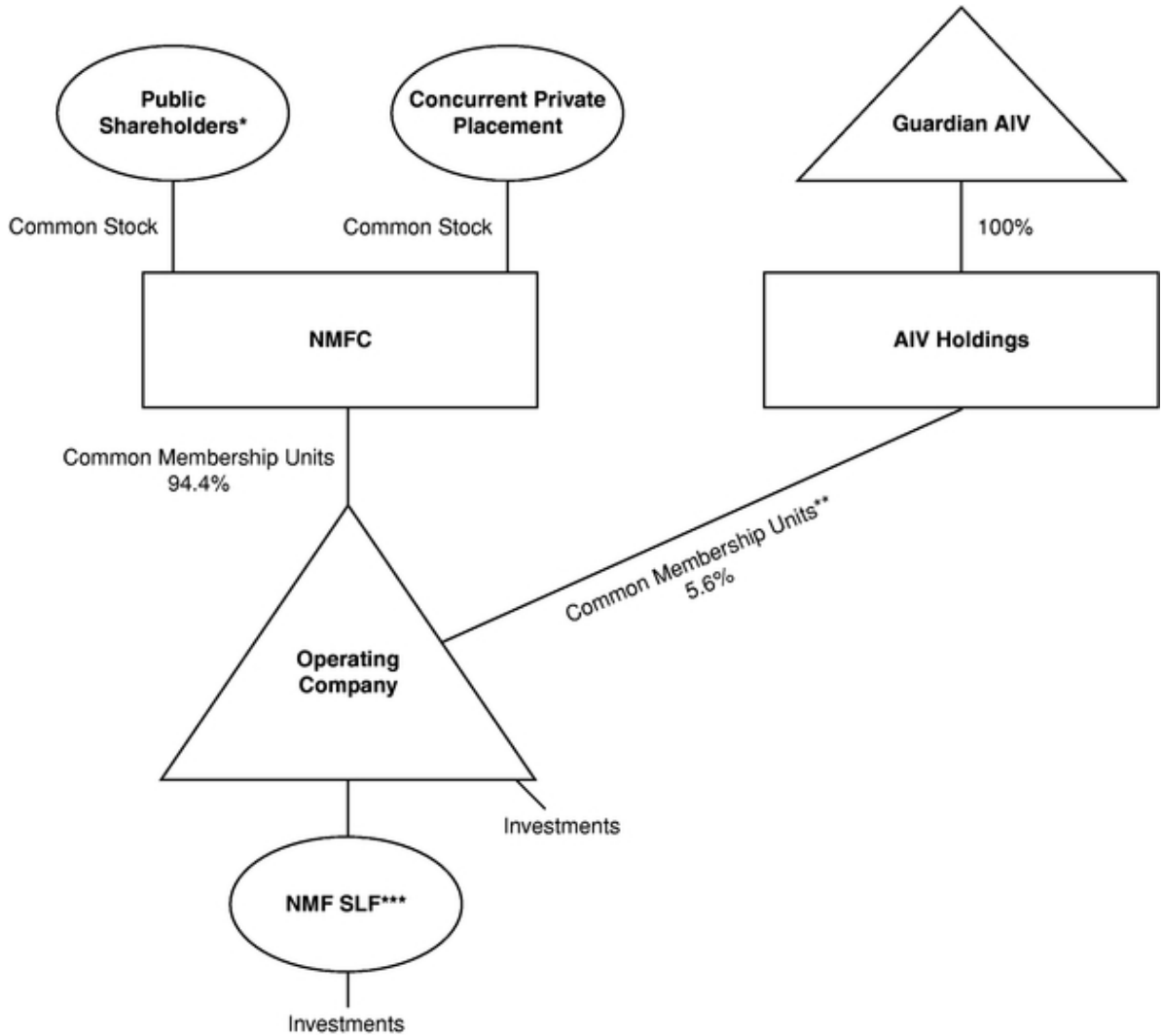
the Operating Company. NMFC acquired from the Operating Company, with the gross proceeds of the IPO and the Concurrent Private Placement, common membership units ("units") of the Operating Company (the number of units are equal to the number of shares of NMFC's common stock sold in the IPO and the Concurrent Private Placement). Additionally, NMFC received units of the Operating Company equal to the number of shares of common stock of NMFC issued to the partners of New Mountain Guardian Partners, L.P. Guardian AIV was the parent of the Operating Company prior to the IPO and, as a result of the transactions completed in connection with the IPO, obtained units in the Operating Company. Guardian AIV contributed its units in the Operating Company to its newly formed subsidiary, AIV Holdings, in exchange for common stock of AIV Holdings. AIV Holdings has the right to exchange all or any portion of its units in the Operating Company for shares of NMFC's common stock on a one-for-one basis at any time.

Since NMFC's IPO, and through December 31, 2013, NMFC raised approximately \$233.4 million in net proceeds from additional offerings of common stock and issued shares of its common stock valued at approximately \$249.6 million on behalf of AIV Holdings for exchanged units. NMFC acquired from the Operating Company units of the Operating Company equal to the number of shares of NMFC's common stock sold in additional offerings. As of December 31, 2013, NMFC and AIV Holdings owned approximately 94.4% and 5.6%, respectively, of the units of the Operating Company.

The current structure was designed to generally prevent NMFC from being allocated taxable income with respect to unrecognized gains that existed at the time of the IPO in the Predecessor Entities' assets, and rather such amounts would be allocated generally to AIV Holdings. The result is that any distributions made to NMFC's stockholders that are attributable to such gains generally will not be treated as taxable dividends but rather as return of capital.

[Table of Contents](#)

The diagram below depicts the Companies' organizational structure as of December 31, 2013.



* Includes partners of New Mountain Guardian Partners, L.P.

** These common membership units are exchangeable into shares of NMFC common stock on a one-for-one basis.

*** New Mountain Finance SPV Funding, L.L.C. ("NMF SLF").

The Operating Company's investment objective is to generate current income and capital appreciation through the sourcing and origination of debt securities at all levels of the capital structure, including first and second lien debt, notes, bonds and mezzanine securities. In some cases, the Operating Company's investments may also include equity interests. The primary focus is in the debt of defensive growth companies, which are defined as generally exhibiting the following characteristics: (i) sustainable secular growth drivers, (ii) high barriers to competitive entry, (iii) high free cash flow after capital expenditure and working capital needs, (iv) high returns on assets and (v) niche market dominance.

As of December 31, 2013, the Operating Company's net asset value was \$688.5 million and its portfolio had a fair value of approximately \$1,115.7 million in 59 portfolio companies, with a weighted average Yield to Maturity of approximately 10.6%. This Yield to Maturity calculation assumes that all

[Table of Contents](#)

investments not on non-accrual are purchased at fair value on December 31, 2013 and held until their respective maturities with no prepayments or losses and exited at par at maturity. The actual yield to maturity may be higher or lower due to the future selection of the London Interbank Offered Rate ("LIBOR") contracts by the individual companies in the Operating Company's portfolio or other factors.

Recent Developments

On January 27, 2014, NMFC announced that the U.S. Small Business Administration ("SBA") issued a "green light" letter inviting NMFC to continue its application process to obtain a license to form and operate a Small Business Investment Company ("SBIC") subsidiary. If approved, a SBIC license would provide NMFC with an incremental source of attractive long-term capital.

Receipt of a green light letter from the SBA does not assure an applicant that the SBA will ultimately issue an SBIC license, and NMFC has received no assurance or indication from the SBA that it will receive a SBIC license, or of the timeframe in which it would receive a license, should one ultimately be granted.

On February 3, 2014, NMFC completed an underwritten secondary public offering of 2,325,000 shares of its common stock on behalf of a selling stockholder, AIV Holdings, at a public offering price of \$14.70 per share. In connection with the underwritten secondary public offering, the underwriters purchased an additional 346,938 shares of NMFC's common stock from AIV Holdings with the exercise of the over-allotment option to purchase up to an additional 346,938 shares of common stock. NMFC did not receive any proceeds from the sale of shares of NMFC's common stock by AIV Holdings. The Operating Company and NMFC did not bear any expenses in connection with this offering. The offering expenses were borne by the selling stockholder, AIV Holdings. As of February 3, 2014, AIV Holdings no longer owns any units of the Operating Company and NMFC owns 100.0% of the outstanding units of the Operating Company. As a result, the Companies' current organizational structure may be collapsed or simplified in the future.

On March 4, 2014, the Operating Company's board of directors, and subsequently NMFC's board of directors, declared a first quarter 2014 distribution of \$0.34 per unit/share payable on March 31, 2014 to holders of record as of March 17, 2014.

Critical Accounting Policies

The preparation of financial statements and related disclosures in conformity with generally accepted accounting principles in the United States ("GAAP") requires management to make estimates and assumptions that affect the reported amounts of assets and liabilities, disclosure of contingent assets and liabilities at the date of the financial statements, and revenues and expenses during the periods reported. Actual results could materially differ from those estimates. We have identified the following items as critical accounting policies.

Basis of Accounting

The Operating Company consolidates its wholly-owned subsidiary, NMF SLF. NMFC and AIV Holdings do not consolidate the Operating Company. NMFC and AIV Holdings apply investment company master-feeder financial statement presentation, as described in Accounting Standards Codification 946, *Financial Services—Investment Companies*, ("ASC 946") to their interest in the Operating Company. NMFC and AIV Holdings observe that it is industry practice to follow the presentation prescribed for a master fund-feeder fund structure in ASC 946 in instances in which a master fund is owned by more than one feeder fund and that such presentation provides stockholders of NMFC and AIV Holdings with a clearer depiction of their investment in the master fund.

Valuation and Leveling of Portfolio Investments

At all times consistent with GAAP and the 1940 Act, the Operating Company conducts a valuation of assets, which impacts its net asset value, and, consequently, the net asset values of NMFC and AIV Holdings.

The Operating Company values its assets on a quarterly basis, or more frequently if required under the 1940 Act. In all cases, the Operating Company's board of directors is ultimately and solely responsible for determining the fair value of the portfolio investments on a quarterly basis in good faith, including investments that are not publicly traded, those whose market prices are not readily available and any other situation where its portfolio investments require a fair value determination. Security transactions are accounted for on a trade date basis. The Operating Company's quarterly valuation procedures are set forth in more detail below:

- (1) Investments for which market quotations are readily available on an exchange are valued at such market quotations based on the closing price indicated from independent pricing services.
- (2) Investments for which indicative prices are obtained from various pricing services and/or brokers or dealers are valued through a multi-step valuation process, as described below, to determine whether the quote(s) obtained is representative of fair value in accordance with GAAP.
 - a. Bond quotes are obtained through independent pricing services. Internal reviews are performed by the investment professionals of the Investment Adviser to ensure that the quote obtained is representative of fair value in accordance with GAAP and if so, the quote is used. If the Investment Adviser is unable to sufficiently validate the quote(s) internally and if the investment's par value or its fair value exceeds the materiality threshold, the investment is valued similarly to those assets with no readily available quotes (see (3) below); and
 - b. For investments other than bonds, the Operating Company looks at the number of quotes readily available and performs the following:
 - i. Investments for which two or more quotes are received from a pricing service are valued using the mean of the mean of the bid and ask of the quotes obtained;
 - ii. Investments for which one quote is received from a pricing service are validated internally. The investment professionals of the Investment Adviser analyze the market quotes obtained using an array of valuation methods (further described below) to validate the fair value. If the Investment Adviser is unable to sufficiently validate the quote internally and if the investment's par value or its fair value exceeds the materiality threshold, the investment is valued similarly to those assets with no readily available quotes (see (3) below).
- (3) Investments for which quotations are not readily available through exchanges, pricing services, brokers, or dealers are valued through a multi-step valuation process:
 - a. Each portfolio company or investment is initially valued by the investment professionals of the Investment Adviser responsible for the credit monitoring;
 - b. Preliminary valuation conclusions will then be documented and discussed with the Operating Company's senior management;
 - c. If an investment falls into (3) above for four consecutive quarters and if the investment's par value or its fair value exceeds the materiality threshold, then at least once each fiscal year, the valuation for each portfolio investment for which the Operating Company does

[Table of Contents](#)

not have a readily available market quotation will be reviewed by an independent valuation firm engaged by the Companies' board of directors; and

- d. When deemed appropriate by the Operating Company's management, an independent valuation firm may be engaged to review and value investment(s) of a portfolio company, without any preliminary valuation being performed by the Investment Adviser. The investment professionals of the Investment Adviser will review and validate the value provided.

For investments in revolving credit facilities and delayed draw commitments, the cost basis of the funded investments purchased is offset by any netbacks received for any unfunded portion on the total balance committed. The fair value is also adjusted for the price appreciation or depreciation on the unfunded portion. As a result, the purchase of commitments not completely funded may result in a negative fair value until it is called and funded.

The values assigned to investments are based upon available information and do not necessarily represent amounts which might ultimately be realized, since such amounts depend on future circumstances and cannot be reasonably determined until the individual positions are liquidated. Due to the inherent uncertainty of determining the fair value of investments that do not have a readily available market value, the fair value of the Operating Company's investments may fluctuate from period to period and the fluctuations could be material.

GAAP fair value measurement guidance classifies the inputs used in measuring fair value into three levels as follows:

Level I—Quoted prices (unadjusted) are available in active markets for identical investments and the Operating Company has the ability to access such quotes as of the reporting date. The type of investments which would generally be included in Level I include active exchange-traded equity securities and exchange-traded derivatives. As required by Accounting Standards Codification 820, *Fair Value Measurements and Disclosures* ("ASC 820"), the Operating Company, to the extent that it holds such investments, does not adjust the quoted price for these investments, even in situations where the Operating Company holds a large position and a sale could reasonably impact the quoted price.

Level II—Pricing inputs are observable for the investments, either directly or indirectly, as of the reporting date, but are not the same as those used in Level I. Level II inputs include the following:

- Quoted prices for similar assets or liabilities in active markets;
- Quoted prices for identical or similar assets or liabilities in non-active markets (examples include corporate and municipal bonds, which trade infrequently);
- Pricing models whose inputs are observable for substantially the full term of the asset or liability (examples include most over-the-counter derivatives, including foreign exchange forward contracts); and
- Pricing models whose inputs are derived principally from or corroborated by observable market data through correlation or other means for substantially the full term of the asset or liability.

Level III—Pricing inputs are unobservable for the investment and include situations where there is little, if any, market activity for the investment.

The inputs used to measure fair value may fall into different levels. In all instances when the inputs fall within different levels of the hierarchy, the level within which the fair value measurement is categorized is based on the lowest level of input that is significant to the fair value measurement in its entirety. As such, a Level III fair value measurement may include inputs that are both observable

[Table of Contents](#)

(Levels I and II) and unobservable (Level III). Gains and losses for such assets categorized within the Level III table below may include changes in fair value that are attributable to both observable inputs (Levels II and III) and unobservable inputs (Level III).

The inputs into the determination of fair value require significant judgment or estimation by management and consideration of factors specific to each investment. A review of the fair value hierarchy classifications is conducted on a quarterly basis. Changes in the observability of valuation inputs may result in the transfer of certain investments within the fair value hierarchy from period to period. Reclassifications impacting the fair value hierarchy are reported as transfers in/out of the respective leveling categories as of the beginning of the quarter in which the reclassifications occur.

The following table summarizes the levels in the fair value hierarchy that the Operating Company's portfolio investments fall into as of December 31, 2013:

(in thousands)	Total	Level I	Level II	Level III
First lien	\$ 553,549	\$ —	\$ 525,138	\$ 28,411
Second lien	468,945	—	413,407	55,538
Subordinated	26,863	—	21,692	5,171
Equity and other	66,294	1,694	—	64,600
Total investments	<u>\$ 1,115,651</u>	<u>\$ 1,694</u>	<u>\$ 960,237</u>	<u>\$ 153,720</u>

NMFC and AIV Holdings are holding companies with no direct operations of their own, and their sole asset is their ownership in the Operating Company. NMFC's and AIV Holdings' investments in the Operating Company are carried at fair value and represent the pro-rata interest in the net assets of the Operating Company as of the applicable reporting date. NMFC and AIV Holdings value their ownership interest on a quarterly basis, or more frequently if required under the 1940 Act.

The Operating Company generally uses the following framework when determining the fair value of investments where there are little, if any, market activity or observable pricing inputs.

Company Performance, Financial Review, and Analysis: Prior to investment, as part of its due diligence process, the Operating Company evaluates the overall performance and financial stability of the portfolio company. Post investment, the Operating Company analyzes each portfolio company's current operating performance and relevant financial trends versus prior year and budgeted results, including, but not limited to, factors affecting its revenue and earnings before interest, taxes, depreciation, and amortization ("EBITDA") growth, margin trends, liquidity position, covenant compliance and changes to its capital structure. The Operating Company also attempts to identify and subsequently track any developments at the portfolio company, within its customer or vendor base or within the industry or the macroeconomic environment, generally, that may alter any material element of its original investment thesis. This analysis is specific to each portfolio company. The Operating Company leverages the knowledge gained from its original due diligence process, augmented by this subsequent monitoring, to continually refine its outlook for each of its portfolio companies and ultimately form the valuation of its investment in each portfolio company. When an external event such as a purchase transaction, public offering or subsequent sale occurs, the Operating Company will consider the pricing indicated by the external event to corroborate the private valuation.

Market Based Approach: The Operating Company typically estimates the total enterprise value of each portfolio company by utilizing market value cash flow (EBITDA) multiples of publicly traded comparable companies. The Operating Company considers numerous factors when selecting the appropriate companies whose trading multiples are used to value its portfolio companies. These factors include, but are not limited to, the type of organization, similarity to the business being valued, relevant risk factors, as well as size, profitability and growth expectations. The Operating Company generally applies an average of various relevant comparable company EBITDA multiples to the portfolio

[Table of Contents](#)

company's latest twelve month ("LTM") EBITDA or projected EBITDA to calculate portfolio company enterprise value. In applying the market based approach as of December 31, 2013, the Operating Company used the relevant EBITDA ranges set forth in the table below to determine the enterprise value of investments in six of its portfolio companies. The Operating Company believes this was a reasonable range in light of current comparable company trading levels and the specific companies involved.

Income Based Approach: The Operating Company also typically uses a discounted cash flow analysis to estimate the fair value of the investment. Projected cash flows represent the relevant security's contractual interest, fee and principal payments plus the assumption of full principal recovery at the investment's expected maturity date. These cash flows are discounted at a rate established utilizing a yield calibration approach, which incorporates changes in the credit quality (as measured by relevant statistics) of the portfolio company, as compared to changes in the yield associated with comparable credit quality market indices, between the date of origination and the valuation date. In applying the income based approach as of December 31, 2013, the Operating Company used the discount ranges set forth in the table below to value investments in eight of its portfolio companies.

Type	Fair Value	Approach	Unobservable Input	Range		Weighted Average
				Low	High	
First lien	\$ 28,411	Market approach	EBITDA multiple	7.0x	10.0x	8.5x
		Income approach	Discount rate	9.2%	10.2%	9.7%
Second lien	55,538	Market approach	EBITDA multiple	5.0x	7.5x	6.2x
		Income approach	Discount rate	10.1%	11.7%	11.1%
Subordinated	5,171	Market approach	EBITDA multiple	7.0x	9.0x	8.0x
		Income approach	Discount rate	13.0%	15.0%	14.0%
Equity and other	64,600	Market approach	EBITDA multiple	1.3x	7.5x	4.7x
		Income approach	Discount rate	8.0%	20.0%	13.6%
	<u>\$ 153,720</u>	Black Scholes analysis	Expected life in years	2.0	4.0	2.6
			Volatility	21.0%	36.6%	27.9%
			Discount rate	0.3%	3.0%	0.8%

Revenue Recognition

The Operating Company's revenue recognition policies are as follows:

Sales and paydowns of investments: Realized gains and losses on investments are determined on the specific identification method.

Interest income: Interest income, including amortization of premium and discount using the effective interest method, is recorded on the accrual basis and periodically assessed for collectability. Interest income also includes interest earned from cash on hand. Upon the prepayment of a loan or debt security, any prepayment penalties are recorded as part of interest income. The Operating Company has loans in the portfolio that contain a payment-in-kind ("PIK") provision. PIK represents interest that is accrued and recorded as interest income at the contractual rates, added to the loan principal on the respective capitalization dates, and generally due at maturity.

Non-accrual income: Loans are placed on non-accrual status when principal or interest payments are past due 30 days or more and when there is reasonable doubt that principal or interest will be collected. Accrued cash and un-capitalized PIK interest is generally reversed when a loan is placed on non-accrual status. Previously capitalized PIK interest is not reversed when an

[Table of Contents](#)

investment is placed on non-accrual status. Interest payments received on non-accrual loans may be recognized as income or applied to principal depending upon management's judgment of the ultimate outcome. Non-accrual loans are restored to accrual status when past due principal and interest is paid and, in management's judgment, are likely to remain current.

Dividend income: Dividend income is recorded on the record date for private portfolio companies or on the ex-dividend date for publicly traded portfolio companies.

Other income: Other income represents delayed compensation, consent or amendment fees, revolver fees and other miscellaneous fees received. Delayed compensation is income earned from counterparties on trades that do not settle within a set number of business days after trade date. Other income may also include fees from bridge loans. The Operating Company may from time to time enter into bridge financing commitments, an obligation to provide interim financing to a counterparty until permanent credit can be obtained. These commitments are short-term in nature and may expire unfunded. A fee is received by the Operating Company for providing such commitments.

NMFC's and AIV Holdings' revenue recognition policies are as follows:

Revenue, expenses, and capital gains (losses): At each quarterly valuation date, the Operating Company's investment income, expenses, net realized gains (losses), and net increase (decrease) in unrealized appreciation (depreciation) are allocated to NMFC and AIV Holdings based on their pro-rata interest in the net assets of the Operating Company. This is recorded on NMFC's and AIV Holdings' Statements of Operations. Realized gains and losses are recorded upon sales of NMFC's and AIV Holdings' investments in the Operating Company. Net change in unrealized appreciation (depreciation) of investment in New Mountain Finance Holdings, L.L.C. is the difference between the net asset value per share and the closing price per share for shares issued as part of the dividend reinvestment plan on the dividend payment date. This net change in unrealized appreciation (depreciation) of investment in New Mountain Finance Holdings, L.L.C. includes the unrealized appreciation (depreciation) from the IPO. NMFC used the proceeds from its IPO and Concurrent Private Placement to purchase units in the Operating Company at \$13.75 per unit (its IPO price per share). At the IPO date, \$13.75 per unit represented a discount to the actual net asset value per unit of the Operating Company. As a result, NMFC experienced immediate unrealized appreciation on its investment. Concurrently, AIV Holdings experienced immediate unrealized depreciation on its investment in the Operating Company equal to the difference between NMFC's IPO price of \$13.75 per unit and the actual net asset value per unit.

All expenses, including those of NMFC and AIV Holdings, are paid and recorded by the Operating Company. Expenses are allocated to NMFC and AIV Holdings based on pro-rata ownership interest. In addition, the Operating Company paid all of the offering costs related to the IPO and subsequent offerings. NMFC and AIV Holdings have recorded their portion of the offering costs as a direct reduction to net assets and the cost of their investment in the Operating Company.

With respect to the expenses incident to any registration of shares of NMFC's common stock issued in exchange for AIV Holdings' units of the Operating Company, AIV Holdings is directly responsible for the expenses of any demand registration (including underwriters' discounts or commissions) and their pro-rata share of any "piggyback" registration expenses.

Monitoring of Portfolio Investments

The Operating Company monitors the performance and financial trends of its portfolio companies on at least a quarterly basis. The Operating Company attempts to identify any developments within the portfolio company, the industry or the macroeconomic environment that may alter any material element of its original investment strategy.

[Table of Contents](#)

The Operating Company uses an investment rating system to characterize and monitor the credit profile and expected level of returns on each investment in the portfolio. The Operating Company uses a four-level numeric rating scale as follows:

- Investment Rating 1—Investment is performing materially above expectations;
- Investment Rating 2—Investment is performing materially in-line with expectations. All new loans are rated 2 at initial purchase;
- Investment Rating 3—Investment is performing materially below expectations and risk has increased materially since the original investment; and
- Investment Rating 4—Investment is performing substantially below expectations and risks have increased substantially since the original investment. Payments may be delinquent. There is meaningful possibility that the Operating Company will not recoup its original cost basis in the investment and may realize a substantial loss upon exit.

As of December 31, 2013, all investments in the Operating Company's portfolio had an Investment Rating of 1 or 2 with the exception of two portfolio company names; one with an Investment Rating of 3 and the other with an Investment Rating of 4. During the quarter ended December 31, 2013, the Operating Company sold its first lien position in ATI Acquisition Company, resulting in a realized loss of \$4.3 million. Prior to the sale, this investment had a cost basis of \$4.3 million, a zero fair value and total unearned interest income of \$0.6 million for the year ended. As of December 31, 2013, the Operating Company's two super priority first lien positions in ATI Acquisition Company and related equity positions in Ancora Acquisition LLC had an Investment Rating of 4 due to the underlying business encountering significant regulatory constraints which have led to the portfolio company's underperformance. As of December 31, 2013, the Operating Company's two super priority first lien positions in ATI Acquisition Company remained on non-accrual status due to the inability of the portfolio company to service its interest payments for the year then ended and uncertainty about its ability to pay such amounts in the future. During the third quarter of 2013, the Operating Company received preferred shares and warrants in Ancora Acquisition LLC, in relation to the two super priority first lien positions in ATI Acquisition Company. As of December 31, 2013, the Operating Company's investment in ATI Acquisition Company and Ancora Acquisition LLC had an aggregate cost basis of \$1.6 million, an aggregate fair value of \$0.4 million and total unearned interest income of \$0.3 million for the year ended. Unrealized gains (losses) include a fee that the Operating Company would receive upon maturity of the two super priority first lien debt investments.

Portfolio and Investment Activity

The fair value of the Operating Company's investments was approximately \$1,115.7 million in 59 portfolio companies at December 31, 2013, \$989.8 million in 63 portfolio companies at December 31, 2012 and \$703.5 million in 55 portfolio companies at December 31, 2011.

The following table shows the Operating Company's portfolio and investment activity for the years ended December 31, 2013, December 31, 2012 and December 31, 2011:

(in millions)	Years ended December 31,		
	2013	2012	2011
New investments in 34, 45 and 37 portfolio companies, respectively	\$ 529.3	\$ 673.2	\$ 493.3
Debt repayments in existing portfolio companies	395.4	299.2	146.4
Sales of securities in 12, 22 and 17 portfolio companies, respectively	31.2	124.7	85.6
Change in unrealized appreciation on 45, 48 and 17 portfolio companies, respectively	27.9	27.0	6.1
Change in unrealized depreciation on 29, 30 and 48 portfolio companies, respectively	(19.9)	(17.1)	(29.2)

[Table of Contents](#)

At December 31, 2013 and December 31, 2012, the Operating Company's weighted average Yield to Maturity was approximately 10.6% and 10.1%, respectively.

Recent Accounting Standards Updates

In June 2013, the Financial Accounting Standards Board ("FASB") issued Accounting Standards Update No. 2013-08, *Financial Services—Investment Companies (Topic 946)*—Amendments to the Scope, Measurement and Disclosure Requirements ("ASU 2013-08"), which contains new guidance on assessing whether an entity is an investment company, requiring non-controlling ownership interests in investment companies to be measured at fair value and requiring certain additional disclosures. ASU 2013-08 is effective for interim and annual periods beginning after December 15, 2013. The adoption of ASU 2013-08 is not expected to have a material impact on the Companies' financial statements.

Results of Operations

Since NMFC and AIV Holdings are holding companies with no direct operations of their own, and their only business and sole asset are their ownership of common membership units of the Operating Company, NMFC's and AIV Holdings' results of operations are based on the Operating Company's results of operations.

Under GAAP, NMFC's IPO did not step-up the cost basis of the Operating Company's existing investments to fair market value at the IPO date. Since the total value of the Operating Company's investments at the time of the IPO was greater than the investments' cost basis, a larger amount of amortization of purchase or original issue discount, and different amounts in realized gain and unrealized appreciation, may be recognized under GAAP in each period than if the step-up had occurred. This will remain until such predecessor investments are sold or mature in the future. The Operating Company tracks the transferred (or fair market) value of each of its investment as of the time of the IPO and, for purposes of the incentive fee calculation, adjusts income as if each investment was purchased at the date of the IPO (or stepped up to fair market value). The respective "Adjusted Net Investment Income" (defined as net investment income adjusted to reflect income as if the cost basis of investments held at the IPO date had stepped-up to fair market value as of the IPO date) is used in calculating both the incentive fee and dividend payments. See *Item 8.—Financial Statements and Supplementary Data—Note 5, Agreements* for additional details.

[Table of Contents](#)

The following table for the Operating Company for the year ended December 31, 2013 is adjusted to reflect the step-up to fair market value and the allocation of the incentive fees related to hypothetical capital gains out of the adjusted post-incentive fee net investment income.

(in thousands)	Year ended December 31, 2013	Stepped-up Cost Basis Adjustments	Incentive Fee Adjustments(1)	Adjusted year ended December 31, 2013
Investment income				
Interest income	\$ 107,027	\$ (896)	\$ —	\$ 106,131
Dividend income	5,049	—	—	5,049
Other income	2,836	—	—	2,836
Total investment income	114,912	(896)	—	114,016
Total expenses pre-incentive fee (2)	31,504	—	—	31,504
Pre-Incentive Fee Net Investment				
Income	83,408	(896)	—	82,512
Incentive fee	19,731	—	(3,229)	16,502
Post-Incentive Fee Net Investment				
Income	63,677	(896)	3,229	66,010
Net realized gains (losses) on investments	7,253	(3,158)	—	4,095
Net change in unrealized appreciation of investments	7,994	4,054	—	12,048
Capital gains incentive fees	—	—	(3,229)	(3,229)
Net increase in members' capital resulting from operations	\$ 78,924			\$ 78,924

- (1) For the year ended December 31, 2013, the Operating Company incurred total incentive fees of \$19.7 million, of which \$3.2 million related to capital gains incentive fees on a hypothetical liquidation basis.
- (2) Includes expense waivers and reimbursements of \$3.2 million.

For the year ended December 31, 2013, the Operating Company had a \$0.9 million adjustment to interest income for amortization, a decrease of \$3.2 million to net realized gains and an increase of \$4.1 million to net change in unrealized appreciation to adjust for the stepped-up cost basis of the transferred investments as discussed above. For the year ended December 31, 2013, total adjusted investment income of \$114.0 million consisted of approximately \$94.5 million in cash interest from investments, approximately \$3.4 million in PIK interest from investments, approximately \$5.8 million in prepayment fees, net amortization of purchase premiums and discounts and origination fees of approximately \$2.5 million, approximately \$5.0 million in dividend income and approximately \$2.8 million in other income. The Operating Company's Adjusted Net Investment Income was \$66.0 million for the year ended December 31, 2013.

In accordance with GAAP, for the year ended December 31, 2013, the Operating Company accrued \$3.2 million of hypothetical capital gains incentive fee based upon the cumulative net Adjusted Realized Capital Gains and Adjusted Realized Capital Losses and the cumulative net Adjusted Unrealized Capital Appreciation and Adjusted Unrealized Capital Depreciation on investments held at the end of each period. Actual amounts paid to the Investment Adviser are consistent with the Investment Management Agreement and are based only on actual Adjusted Realized Capital Gains computed net of all Adjusted Realized Capital Losses and Adjusted Unrealized Capital Depreciation on a cumulative basis from inception through the end of each calendar year as if the entire portfolio was sold at fair value. As of December 31, 2013, approximately \$1.1 million of capital gains incentive fees was owed under the Investment Management Agreement, as cumulative net Adjusted Realized

[Table of Contents](#)

Gains exceeded cumulative Adjusted Unrealized Depreciation. As of December 31, 2013, no payments have been made relating to the capital gains incentive fee.

The following table for the Operating Company for the year ended December 31, 2012 is adjusted to reflect the step-up to fair market value and the allocation of the incentive fees related to hypothetical capital gains out of the adjusted post-incentive fee net investment income.

(in thousands)	Year ended December 31, 2012	Stepped-up Cost Basis Adjustments	Incentive Fee Adjustments(1)	Adjusted year ended December 31, 2012
Investment income				
Interest income	\$ 83,646	\$ (3,476)	\$ —	\$ 80,170
Dividend income	812	—	—	812
Other income	1,328	—	—	1,328
Total investment income	85,786	(3,476)	—	82,310
Total expenses pre-incentive fee(2)	24,625	—	—	24,625
Pre-Incentive Fee Net Investment				
Income	61,161	(3,476)	—	57,685
Incentive fee	15,944	—	(4,407)	11,537
Post-Incentive Fee Net Investment				
Income	45,217	(3,476)	4,407	46,148
Net realized gains (losses) on investments	18,851	(6,958)	—	11,893
Net change in unrealized appreciation of investments	9,928	10,434	—	20,362
Capital gains incentive fees	—	—	(4,407)	(4,407)
Net increase in members' capital resulting from operations	\$ 73,996			\$ 73,996

- (1) For the year ended December 31, 2012, the Operating Company incurred total incentive fees of \$15.9 million, of which \$4.4 million related to capital gains incentive fees on a hypothetical liquidation basis.
- (2) Includes expense waivers and reimbursements of \$2.5 million.

For the year ended December 31, 2012, the Operating Company had a \$3.5 million adjustment to interest income for amortization, a decrease of \$6.9 million to net realized gains and an increase of \$10.4 million to net change in unrealized appreciation to adjust for the stepped-up cost basis of the transferred investments as discussed above. For the year ended December 31, 2012, total adjusted interest income of \$80.2 million consisted of approximately \$71.9 million in cash interest from investments, approximately \$2.2 million in PIK interest from investments, approximately \$3.6 million in prepayment fees and net amortization of purchase premiums and discounts and origination fees of approximately \$2.5 million. The Operating Company's Adjusted Net Investment Income was \$46.1 million for the year ended December 31, 2012.

[Table of Contents](#)

The following table for the Operating Company for the period May 19, 2011 (effective date of the Investment Management Agreement) to December 31, 2011 is adjusted to reflect the step-up to fair market value.

(in thousands)	Period from May 19, 2011 to December 31, 2011	Stepped-up Cost Basis Adjustments	Adjusted period from May 19, 2011 to December 31, 2011
Investment income			
Interest income	\$ 38,836	\$ (2,019)	\$ 36,817
Other income	670	—	670
Total investment income	39,506	(2,019)	37,487
Total expenses pre-incentive fee(1)	11,863	—	11,863
Pre-Incentive Fee Net Investment Income	27,643	(2,019)	25,624
Incentive fee(2)	3,522	—	3,522
Post-Incentive Fee Net Investment Income	24,121	(2,019)	22,102
Net realized gains (losses) on investments	3,298	(2,422)	876
Net change in unrealized (depreciation) appreciation of investments	(15,538)	4,441	(11,097)
Net increase in members' capital resulting from operations	\$ 11,881		\$ 11,881

(1) Includes expense waivers and reimbursements of \$2.2 million.

(2) For the year ended December 31, 2011, the Operating Company had no incentive fees related to capital gains incentive fees on a hypothetical liquidation basis.

For the period May 19, 2011 (effective date of the Investment Management Agreement) to December 31, 2011, the Operating Company had a \$2.0 million adjustment to interest income for amortization, a decrease of \$2.4 million to realized gains and an increase of \$4.4 million to unrealized depreciation to adjust for the stepped-up cost basis of the transferred investments as discussed above. The Operating Company's Adjusted Net Investment Income was \$22.1 million for the period May 19, 2011 (effective date of the Investment Management Agreement) to December 31, 2011.

Results of Operations for the Operating Company for the Years Ended December 31, 2013, December 31, 2012 and December 31, 2011

Revenue

(in thousands)	Years ended December 31,		
	2013	2012	2011
Interest income	\$ 107,027	\$ 83,646	\$ 55,809
Dividend income	5,049	812	—
Other income	2,836	1,328	714
Total investment income	<u>\$ 114,912</u>	<u>\$ 85,786</u>	<u>\$ 56,523</u>

The Operating Company's total investment income increased by \$29.1 million for the year ended December 31, 2013 as compared to the year ended December 31, 2012. The 34.0% increase in investment income results from the increase in interest and other income for the year ended December 31, 2013, which was primarily attributable to larger invested balances, driven by the proceeds

[Table of Contents](#)

from the 2012 and 2013 primary offerings of NMFC's common stock, the Operating Company's use of leverage for its revolving credit facilities to originate new investments and prepayment fees received associated with the early repayments or partial repayments of 20 different portfolio companies held by the Operating Company as of December 31, 2012. Additionally, the Operating Company's other income increased due to commitment fees received from three bridge facilities and consent, amendment and forbearance fees received associated with 10 different portfolio companies held by the Operating Company as of December 31, 2012. The increase in dividend income for the year ended December 31, 2013 was attributable to distributions received from two portfolio companies, which was recorded as dividend income.

The Operating Company's total investment income increased by \$29.3 million for the year ended December 31, 2012 as compared to the year ended December 31, 2011. The 51.8% increase in investment income from the year ended 2011 to the year ended 2012 was primarily attributable to larger invested balances, mainly driven by the proceeds from the July 2012 and December 2012 equity offerings, and the Operating Company's use of leverage from its revolving credit facilities to originate new investments. In the year ended December 31, 2012, the Operating Company's other income increased due to commitment fees received from three bridge facilities and fees received associated with amendments of 14 different portfolio companies. Additionally, during the year ended December 31, 2012, the Operating Company received distributions from two portfolio companies, which was recorded as dividend income.

Operating Expenses

(in thousands)	Years ended December 31,		
	2013	2012	2011
Management fee	\$ 14,905	\$ 11,109	\$ 4,938
Incentive fee	16,502	11,537	3,522
Capital gains incentive fee(1)	3,229	4,407	—
Interest and other credit facility expenses	12,470	10,085	7,086
Administrative fees	3,429	2,426	1,615
Professional fees	2,349	2,091	2,037
Other expenses	1,584	1,374	986
Total expenses	54,468	43,029	20,184
Less: expenses waived and reimbursed	(3,233)	(2,460)	(2,186)
Net expenses	<u>\$ 51,235</u>	<u>\$ 40,569</u>	<u>\$ 17,998</u>

(1) Capital gains incentive fee accrual assumes a hypothetical liquidation basis.

The Operating Company's total net operating expenses increased by \$10.7 million for the year ended December 31, 2013 as compared to the year ended December 31, 2012. The Operating Company's management fees increased by \$3.8 million and incentive fees increased by \$5.0 million for the year ended December 31, 2013 as compared to the year ended December 31, 2012. The increase in management and incentive fees from the year ended December 31, 2012 to the year ended December 31, 2013 was attributable to larger invested balances, driven by the proceeds from the 2012 and 2013 primary offerings of NMFC's common stock, the Operating Company's use of leverage from its revolving credit facilities to originate new investments and the receipt of a dividend distribution from one of the Operating Company's warrant investments. The Operating Company's capital gains incentive fees decreased \$1.2 million for the year ended December 31, 2013 as compared to the year ended December 31, 2012, which was attributable to lower net Adjusted Realized Capital Gains (Losses) and Adjusted Unrealized Capital Appreciation (Depreciation) of investments during the period. As of December 31, 2013, approximately \$1.1 million of capital gains incentive fees was owed

[Table of Contents](#)

under the Investment Management Agreement, as cumulative net Adjusted Realized Gains exceeded cumulative Adjusted Unrealized Depreciation. As of December 31, 2013, no payments have been made relating to the capital gains incentive fee.

Interest and other credit facility expenses increased by \$2.4 million during the year ended December 31, 2013, primarily due to the increase of average debt outstanding from \$133.6 million to \$184.1 million for the Holdings Credit Facility and from \$181.4 million to \$214.3 million for the SLF Credit Facility for the year ended December 31, 2012 compared to December 31, 2013. For the year ended December 31, 2013, the Operating Company incurred \$0.1 million in other expenses that were not subject to the expense cap pursuant to an administration agreement, as amended and restated (the "Administration Agreement"), with the Administrator, and further restricted by the Operating Company.

The Operating Company's total net operating expenses increased by \$22.6 million for the year ended December 31, 2012 as compared to the year ended December 31, 2011. The Operating Company's management fees increased by \$6.2 million and incentive fees increased by \$8.0 million, respectively, for the year ended December 31, 2012 as compared to the year ended December 31, 2011. The increase in management and incentive fees from the year ended December 31, 2011 to the year ended December 31, 2012 was attributable to larger invested balances, driven by the proceeds from the July 2012 and December 2012 primary offerings of NMFC's common stock and the Operating Company's use of leverage from its revolving credit facilities to originate new investments. As a result of the net increase in Adjusted Realized Capital Gains (Losses) and Adjusted Unrealized Capital Appreciation (Depreciation), a capital gains incentive fees accrual of \$4.4 million was booked for the year ended December 31, 2012. No capital gains incentive fees were booked for the year ended December 31, 2011. As a result of the IPO on May 19, 2011, the Operating Company pays management fees and incentive fees under its Investment Management Agreement, which provides a different basis for the calculation of these fees as compared to amounts previously paid prior to the completion of the IPO. As such, management and incentive fees were calculated in accordance with this agreement for a full year in 2012 as compared to a partial year in 2011. Prior to the IPO, an affiliate of the Predecessor Entities paid a majority of the management and incentive fees.

Interest and other credit facility expenses increased by \$3.0 million during the year ended December 31, 2012, primarily due to the increase of average debt outstanding from \$61.6 million to \$133.6 million for the Holdings Credit Facility and from \$133.8 million to \$181.4 million for the SLF Credit Facility for the year ended December 31, 2011 compared to December 31, 2012. For the year ended December 31, 2012, the Operating Company incurred less than \$0.1 million in other expenses that were not subject to the expense cap pursuant to the Administration Agreement and further restricted by the Operating Company. No expenses were incurred by the Operating Company outside the expense cap for the year ended December 31, 2011.

Net Realized Gains and Net Change in Unrealized Appreciation (Depreciation)

(in thousands)	Years ended December 31,		
	2013	2012	2011
Net realized gains on investments	\$ 7,253	\$ 18,851	\$ 16,252
Net change in unrealized appreciation (depreciation) of investments	7,994	9,928	(23,100)
Total net realized gains and net change in unrealized appreciation (depreciation) of investments	<u>\$ 15,247</u>	<u>\$ 28,779</u>	<u>\$ (6,848)</u>

The Operating Company's net realized and unrealized gains or losses resulted in a net gain of \$15.2 million for the year ended December 31, 2013 compared to a net gain of \$28.8 million for the year ended December 31, 2012, and a net loss of \$6.8 million for the same period in 2011. We look at

[Table of Contents](#)

net realized and unrealized gains or losses together as movement in unrealized appreciation or depreciation can be the result of realizations. The net gain for the year ended December 31, 2013 was primarily driven by sales or repayment of investments with fair values in excess of December 31, 2012 valuations, resulting in net realized gains being greater than the reversal of the cumulative net unrealized gains for those investments. Additionally, during the year ended December 31, 2013, a distribution from a warrant investment resulted in a realized gain of approximately \$1.1 million, the modification of terms on one debt investment that was accounted for as an extinguishment resulted in a realized gain of \$1.7 million and the sale of the first lien position in ATI Acquisition Company resulted in a realized loss of \$4.3 million. The total net gain for the year ended December 31, 2012 was primarily related to the overall increase in the market and the quality of the Operating Company's portfolio, directly impacting the prices of the Operating Company's portfolio. The appreciation of the Operating Company's portfolio and the sale or repayment of investments with fair values in excess of December 31, 2011 valuations, resulted in net realized gains being greater than the reversal of the cumulative net unrealized gains for those investments. The total net loss for the year ended December 31, 2011 was primarily related to the overall market decline, directly impacting the prices of the Operating Company's portfolio.

Liquidity and Capital Resources

The primary use of existing funds and any funds raised in the future is expected to be for the Operating Company's repayment of indebtedness, the Operating Company's investments in portfolio companies, cash distributions to the Operating Company's unit holders or for other general corporate purposes.

Since NMFC's IPO, and through December 31, 2013, NMFC raised approximately \$233.4 million in net proceeds from additional offerings of common stock and issued shares valued at approximately \$249.6 million on behalf of AIV Holdings for exchanged units. NMFC acquired from the Operating Company units of the Operating Company equal to the number of shares of NMFC's common stock sold in the additional offerings.

On March 25, 2013, NMFC completed a public offering of 2,000,000 shares of its common stock and an underwritten secondary public offering of 4,000,000 shares of its common stock on behalf of a selling stockholder, AIV Holdings, at a public offering price of \$14.30 per share. In connection with the underwritten secondary public offering, the underwriters purchased an additional 900,000 shares of NMFC's common stock from AIV Holdings with the exercise of the over-allotment option to purchase up to an additional 900,000 shares of common stock. The Operating Company received net proceeds of \$28.4 million in connection with the sale of 2,000,000 shares by NMFC of its common stock. NMFC did not receive any proceeds from the sale of shares of NMFC's common stock by AIV Holdings. The Operating Company and NMFC bore only their allocable portion of offering expenses related to the public offering of 2,000,000 shares, and did not bear any expenses in connection with the secondary public offering of the 4,900,000 shares of NMFC's common stock on behalf of AIV Holdings, which were borne by AIV Holdings.

On June 21, 2013, NMFC completed a public offering of 2,000,000 shares of its common stock and an underwritten secondary public offering of 4,000,000 shares of its common stock on behalf of a selling stockholder, AIV Holdings, at a public offering price of \$14.55 per share. In connection with the underwritten secondary public offering, the underwriters purchased an additional 750,000 shares of NMFC's common stock from AIV Holdings with the exercise of the over-allotment option to purchase up to an additional 900,000 shares of common stock. The Operating Company received net proceeds of \$28.6 million in connection with the sale of 2,000,000 shares by NMFC of its common stock. NMFC did not receive any proceeds from the sale of shares of NMFC's common stock by AIV Holdings. The Operating Company and NMFC bore only their allocable portion of offering expenses related to the public offering of 2,000,000 shares, and did not bear any expenses in connection with the secondary public offering of the 4,750,000 shares of NMFC's common stock on behalf of AIV Holdings, which were borne by AIV Holdings.

[Table of Contents](#)

On October 17, 2013, NMFC completed a public offering of 3,000,000 shares of its common stock and an underwritten secondary public offering of 3,000,000 shares of its common stock on behalf of a selling stockholder, AIV Holdings, at a public offering price of \$14.34 per share. In connection with the underwritten secondary public offering, the underwriters purchased an additional 900,000 shares of NMFC's common stock from AIV Holdings with the exercise of the over-allotment option to purchase up to an additional 900,000 shares of common stock. The Operating Company received net proceeds of \$43.0 million in connection with the sale of 3,000,000 shares by NMFC of its common stock. NMFC did not receive any proceeds from the sale of shares of NMFC's common stock by AIV Holdings. The Operating Company and NMFC bore only their allocable portion of offering expenses related to the public offering of 3,000,000 shares, and did not bear any expenses in connection with the secondary public offering of the 3,900,000 shares of NMFC's common stock on behalf of AIV Holdings, which were borne by AIV Holdings.

The Operating Company's liquidity is generated and generally available through advances from the revolving credit facilities, from cash flows from operations, and, we expect, through periodic follow-on equity offerings of NMFC. In addition, we may from time to time enter into additional debt facilities, increase the size of existing facilities or issue additional debt securities, including unsecured debt and/or debt securities convertible into common stock. Any such incurrence or issuance would be subject to prevailing market conditions, our liquidity requirements, contractual and regulatory restrictions and other factors. In accordance with the 1940 Act, with certain limited exceptions, we are only allowed to borrow amounts such that our asset coverage, calculated pursuant to the 1940 Act, is at least 200.0% after such borrowing.

At December 31, 2013, December 31, 2012 and December 31, 2011, the Operating Company had cash and cash equivalents of approximately \$15.0 million, \$12.8 million and \$15.3 million, respectively. Cash used in operating activities for the years ended December 31, 2013, December 31, 2012 and December 31, 2011 was approximately \$(40.4) million, \$(212.6) million and \$(316.3) million, respectively. We expect that all current liquidity needs by the Operating Company will be met with cash flows from operations and other activities.

Credit Facilities

Holdings Credit Facility—The Loan and Security Agreement, as amended and restated, dated May 19, 2011 (the "Holdings Credit Facility") among the Operating Company as the Borrower and Collateral Administrator, Wells Fargo Securities, L.L.C. as the Administrative Agent, and Wells Fargo Bank, National Association, as the Collateral Custodian, is structured as a revolving credit facility and matures on October 27, 2016, as amended on May 8, 2012.

The maximum amount of revolving borrowings available under the Holdings Credit Facility is \$280.0 million, as amended on October 28, 2013. As of December 31, 2013, the Operating Company was permitted to borrow up to 45.0% or 25.0% of the purchase price of pledged first lien or non-first lien debt securities, and up to 70.0% and 45.0% of the purchase price of specified first lien debt securities and specified non-first lien debt securities, respectively, subject to approval by Wells Fargo Bank, National Association. The Holdings Credit Facility is collateralized by all of the investments of the Operating Company on an investment by investment basis. All fees associated with the origination or upsizing of the Holdings Credit Facility are capitalized on the Operating Company's Consolidated Statement of Assets, Liabilities, and Members' Capital and charged against income as other credit facility expenses over the life of the Holdings Credit Facility. The Holdings Credit Facility contains certain customary affirmative and negative covenants and events of default, including the occurrence of a change in control. In addition, the Holdings Credit Facility requires the Operating Company to maintain a minimum asset coverage ratio. However, the covenants are generally not tied to mark to market fluctuations in the prices of the Operating Company's investments, but rather to the performance of the underlying portfolio companies.

[Table of Contents](#)

The Holdings Credit Facility bears interest at a rate of the London Interbank Offered Rate ("LIBOR") plus 2.75% per annum, as amended on May 8, 2012, and charges a non-usage fee, based on the unused facility amount multiplied by the Non-Usage Fee Rate (as defined in the credit agreement).

The following table summarizes the interest expense and non-usage fees incurred by the Operating Company on the Holdings Credit Facility for the years ended December 31, 2013, December 31, 2012 and December 31, 2011.

(in millions)	Years ended December 31,		
	2013	2012	2011
Interest expense	\$ 5.5	\$ 4.2	\$ 2.0
Non-usage fee	\$ 0.4	\$ 0.3	\$ 0.6
Weighted average interest rate	2.9%	3.1%	3.2%
Average debt outstanding	\$ 184.1	\$ 133.6	\$ 61.6

The outstanding balance of Holdings Credit Facility as of December 31, 2013, December 31, 2012 and December 31, 2011 was \$221.8 million, \$206.9 million and \$129.0 million, respectively. As of December 31, 2013, December 31, 2012 and December 31, 2011, the Operating Company was not aware of any instances of non-compliance related to the Holdings Credit Facility on such dates.

SLF Credit Facility—NMF SLF's Loan and Security Agreement, as amended and restated, dated October 27, 2010 (the "SLF Credit Facility") among NMF SLF as the Borrower, the Operating Company as the Collateral Administrator, Wells Fargo Securities, L.L.C. as the Administrative Agent, and Wells Fargo Bank, National Association, as the Collateral Custodian, is structured as a revolving credit facility and matures on October 27, 2016, as amended on May 8, 2012. The maximum amount of revolving borrowings available under the SLF Credit Facility is \$215.0 million, as amended on December 18, 2012. The loan is non-recourse to the Operating Company and secured by all assets owned by the borrower on an investment by investment basis. All fees associated with the origination or upsizing of the SLF Credit Facility are capitalized on the Consolidated Statement of Assets, Liabilities, and Members' Capital and charged against income as other credit facility expenses over the life of the SLF Credit Facility. The SLF Credit Facility contains certain customary affirmative and negative covenants and events of default, including the occurrence of a change in control. The covenants are generally not tied to mark to market fluctuations in the prices of the Operating Company's investments, but rather to the performance of the underlying portfolio companies. Due to an amendment to the SLF Credit Facility on October 27, 2011, NMF SLF is no longer restricted from the purchase or sale of loans with an affiliate. Therefore, specified first lien loans can be moved as collateral between the Holdings Credit Facility and the SLF Credit Facility.

As of December 31, 2013, the SLF Credit Facility permits borrowings of up to 70.0% of the purchase price of pledged first lien debt securities and up to 25.0% of the purchase price of specified second lien loans, of which, up to 25.0% of the aggregate outstanding loan balance of all pledged debt securities in the SLF Credit Facility is allowed to be derived from second lien loans, subject to approval by Wells Fargo Bank, National Association, as amended on March 11, 2013.

The SLF Credit Facility bears interest at a rate of LIBOR plus 2.00% per annum for first lien loans and 2.75% for second lien loans, respectively, as amended on March 11, 2013. A non-usage fee is paid, based on the unused facility amount multiplied by the Non-Usage Fee Rate (as defined in the credit agreement).

[Table of Contents](#)

The following table summarizes the interest expense and non-usage fees incurred by the Operating Company on the SLF Credit Facility for the years ended December 31, 2013, December 31, 2012 and December 31, 2011.

(in millions)	Years ended December 31,		
	2013	2012	2011
Interest expense	\$ 4.9	\$ 4.2	\$ 3.4
Non-usage fee	\$ —(1)	\$ —(1)	\$ 0.1
Weighted average interest rate	2.3%	2.3%	2.5%
Average debt outstanding	\$ 214.3	\$ 181.4	\$ 133.8

(1) For the year ended December 31, 2013 and December 31, 2012, the total non-usage fee was less than \$50 thousand.

The outstanding balance as of December 31, 2013, December 31, 2012 and December 31, 2011 was \$214.7 million, \$214.3 million and \$165.9 million, respectively. As of December 31, 2013, December 31, 2012 and December 31, 2011, NMF SLF was not aware of any instances of non-compliance related to the SLF Credit Facility on such dates.

Off-Balance Sheet Arrangements

The Operating Company may become a party to financial instruments with off-balance sheet risk in the normal course of business to meet the financial needs of its portfolio companies. These instruments may include commitments to extend credit and involve, to varying degrees, elements of liquidity and credit risk in excess of the amount recognized in the balance sheet. As of December 31, 2013 and December 31, 2012, the Operating Company had outstanding commitments to third parties to fund investments totaling \$15.5 million and \$10.5 million, respectively, under various undrawn revolving credit facilities, delayed draw commitments or other future funding commitments.

The Operating Company may from time to time enter into financing commitment letters or bridge financing commitments, which could require funding in the future. As of December 31, 2013 and December 31, 2012, the Operating Company did not enter into any commitment letters to purchase debt investments. As of December 31, 2013 and December 31, 2012, the Operating Company had not entered into any bridge financing commitments which could require funding in the future.

Borrowings

The Operating Company had borrowings of \$221.8 million and \$206.9 million outstanding as of December 31, 2013 and December 31, 2012, respectively, under the Holdings Credit Facility. The Operating Company had borrowings of \$214.7 million and \$214.3 million outstanding as of December 31, 2013 and December 31, 2012, respectively, under the SLF Credit Facility.

Contractual Obligations

A summary of the Operating Company's significant contractual payment obligations as of December 31, 2013 is as follows:

	Contractual Obligations Payments Due by Period (in millions)				
	Total	Less than 1 Year	1 - 3 Years	3 - 5 Years	More than 5 Years
Holdings Credit Facility(1)	\$ 221.8	\$ —	\$ 221.8	\$ —	\$ —
SLF Credit Facility(2)	214.7	—	214.7	—	—
Total Contractual Obligations	\$ 436.5	\$ —	\$ 436.5	\$ —	\$ —

- (1) Under the terms of the \$280.0 million Holdings Credit Facility, all outstanding borrowings under that facility (\$221.8 million as of December 31, 2013) must be repaid on or before October 27, 2016. As of December 31, 2013, there was approximately \$58.2 million of possible capacity remaining under the Holdings Credit Facility.
- (2) Under the terms of the \$215.0 million SLF Credit Facility, all outstanding borrowings under that facility (\$214.7 million as of December 31, 2013) must be repaid on or before October 27, 2016. As of December 31, 2013, there was approximately \$0.3 million of possible capacity remaining under the SLF Credit Facility.

The Operating Company has certain contracts under which it has material future commitments. The Operating Company has \$15.5 million of undrawn funding commitments as of December 31, 2013 related to its participation as a lender in revolving credit facilities, delayed draw commitments or other future funding commitments of the Operating Company's portfolio companies. As of December 31, 2013, the Operating Company did not enter into any bridge financing commitments, which could require funding in the future.

We have entered into the Investment Management Agreement with the Investment Adviser in accordance with the 1940 Act. Under the Investment Management Agreement, the Investment Adviser has agreed to provide the Operating Company with investment advisory and management services. We have agreed to pay for these services (1) a management fee and (2) an incentive fee based on its performance.

We have also entered into an Administration Agreement with the Administrator. Under the Administration Agreement, the Administrator has agreed to arrange office space for us and provide office equipment and clerical, bookkeeping and record keeping services and other administrative services necessary to conduct our respective day-to-day operations. The Administrator has also agreed to perform, or oversee the performance of, our financial records, our reports to stockholders / unit holders and reports filed with the Securities and Exchange Commission.

If any of the contractual obligations discussed above are terminated, our costs under any new agreements that are entered into may increase. In addition, we would likely incur significant time and expense in locating alternative parties to provide the services we expect to receive under the Investment Management Agreement and the Administration Agreement.

Distributions and Dividends

Dividends declared and paid to stockholders / unit holders of the Companies for the year ended December 31, 2013 totaled \$65.1 million.

[Table of Contents](#)

The following table summarizes the Operating Company's and NMFC's quarterly cash distributions, including dividends and returns of capital, if any, per unit/share that have been declared by the Operating Company's board of directors, and subsequently NMFC's board of directors, since NMFC's IPO:

Fiscal Year Ended	Date Declared	Record Date	Payment Date	Per Share/ Unit Amount
<i>December 31, 2013</i>				
Fourth Quarter	November 8, 2013	December 17, 2013	December 31, 2013	\$ 0.34
Third Quarter	August 7, 2013	September 16, 2013	September 30, 2013	0.34
Third Quarter	August 7, 2013	August 20, 2013	August 30, 2013	0.12(1)
Second Quarter	May 6, 2013	June 14, 2013	June 28, 2013	0.34
First Quarter	March 6, 2013	March 15, 2013	March 28, 2013	0.34
				<u>\$ 1.48</u>
<i>December 31, 2012</i>				
Fourth Quarter	December 27, 2012	December 31, 2012	January 31, 2013	\$ 0.14(2)
Fourth Quarter	November 6, 2012	December 14, 2012	December 28, 2012	0.34
Third Quarter	August 8, 2012	September 14, 2012	September 28, 2012	0.34
Second Quarter	May 8, 2012	June 15, 2012	June 29, 2012	0.34
Second Quarter	May 8, 2012	May 21, 2012	May 31, 2012	0.23(3)
First Quarter	March 7, 2012	March 15, 2012	March 30, 2012	0.32
				<u>\$ 1.71</u>
<i>December 31, 2011</i>				
Fourth Quarter	November 8, 2011	December 15, 2011	December 30, 2011	\$ 0.30
Third Quarter	August 10, 2011	September 15, 2011	September 30, 2011	0.29
Second Quarter	August 10, 2011	August 22, 2011	August 31, 2011	0.27
				<u>\$ 0.86</u>
<i>Total</i>				<u><u>\$ 4.05</u></u>

- (1) Special dividend related to a distribution received attributable to the Operating Company's investment in YP Equity Investors LLC.
- (2) Special dividend intended to minimize to the greatest extent possible NMFC's federal income or excise tax liability.
- (3) Special dividend related to estimated realized capital gains attributable to the Operating Company's investments in Lawson Software, Inc. and Infor Lux Bond Company.

[Table of Contents](#)

The following table summarizes AIV Holdings' quarterly cash distributions, including dividends and returns of capital, if any, that have been declared by the Operating Company's board of directors on a per share/unit basis, and subsequently AIV Holdings' board of directors, since NMFC's IPO:

<u>Fiscal Year Ended</u>	<u>Date Declared</u>	<u>Record Date</u>	<u>Payment Date</u>	<u>Amount (in millions)</u>
December 31, 2013				
Fourth Quarter	November 8, 2013	December 17, 2013(1)	December 31, 2013	\$ 0.9(2)
Third Quarter	August 7, 2013	September 16, 2013(3)	September 30, 2013	2.2
Third Quarter	August 7, 2013	August 20, 2013(3)	August 30, 2013	0.8(4)
Second Quarter	May 6, 2013	June 14, 2013(5)	June 28, 2013	3.8(6)
First Quarter	March 6, 2013	March 15, 2013(7)	March 28, 2013(8)	5.5(9)
				<u>\$ 13.2</u>
December 31, 2012				
Fourth Quarter	December 27, 2012	December 31, 2012(7)	January 31, 2013	\$ 2.3(10)
Fourth Quarter	November 6, 2012	December 14, 2012(7)	December 28, 2012(11)	5.5
Third Quarter	August 8, 2012	September 14, 2012(12)	September 28, 2012	6.9(13)
Second Quarter	May 8, 2012	June 15, 2012(12)	June 29, 2012(14)	6.9
Second Quarter	May 8, 2012	May 21, 2012(12)	May 31, 2012	4.6(15)
First Quarter	March 7, 2012	March 15, 2012(12)	March 30, 2012(16)	6.5
				<u>\$ 32.7</u>
December 31, 2011				
Fourth Quarter	November 8, 2011	December 15, 2011(12)	December 30, 2011	\$ 6.1
Third Quarter	August 10, 2011	September 15, 2011(12)	September 30, 2011	5.9
Second Quarter	August 10, 2011	August 22, 2011(12)	August 31, 2011	5.4
				<u>\$ 17.4</u>
Total				<u><u>\$ 63.3</u></u>

- (1) As of the record date, AIV Holdings owned 2,671,938 units of the Operating Company. AIV Holdings received a total dividend for the amounts and subsequently AIV Holdings' board of directors declared total dividends in the same amounts payable to the holders of record as of the record date.
- (2) This amount does not include the distribution to Guardian AIV of \$54.2 million in connection with net proceeds from the October 17, 2013 underwritten secondary public offering of NMFC's common stock on behalf of AIV Holdings.
- (3) As of the record date, AIV Holdings owned 6,571,938 units of the Operating Company. AIV Holdings received a total dividend for the amounts and subsequently AIV Holdings' board of directors declared total dividends in the same amounts payable to the holders of record as of the record date.
- (4) Special dividend related to a distribution received attributable to the Operating Company's investment in YP Equity Investors LLC.
- (5) As of the record date, AIV Holdings owned 11,321,938 units of the Operating Company. AIV Holdings received a total dividend for the amounts and subsequently AIV Holdings' board of directors declared total dividends in the same amounts payable to the holders of record as of the record date.
- (6) This amount does not include the distribution to Guardian AIV of \$66.9 million in connection with net proceeds from the June 21, 2013 underwritten secondary public offering of NMFC's common stock on behalf of AIV Holdings.
- (7) As of the respective record dates, AIV Holdings owned 16,221,938 units of the Operating Company. AIV Holdings received a total dividend for the respective amounts and subsequently AIV Holdings' board of directors declared total dividends in the same amounts payable to the holders of record as of the respective record dates.
- (8) Actual cash payment was made on April 5, 2013.

[Table of Contents](#)

- (9) This amount does not include the distribution to Guardian AIV of \$67.8 million in connection with net proceeds from the March 25, 2013 underwritten secondary public offering of NMFC's common stock on behalf of AIV Holdings.
- (10) Special dividend intended to minimize to the greatest extent possible NMFC's federal income or excise tax liability.
- (11) Actual cash payment was made on January 7, 2013.
- (12) As of the respective record dates, AIV Holdings owned 20,221,938 units of the Operating Company. AIV Holdings received a total dividend for the respective amounts and subsequently AIV Holdings' board of directors declared total dividends in the same amounts payable to the holders of record as of the respective record dates.
- (13) This amount does not include the distribution to Guardian AIV of \$58.2 million in connection with net proceeds from the September 28, 2012 underwritten secondary public offering of NMFC's common stock on behalf of AIV Holdings.
- (14) Actual cash payment was made on July 9, 2012.
- (15) Special dividend related to estimated realized capital gains attributable to the Operating Company's investments in Lawson Software, Inc. and Infor Lux Bond Company.
- (16) Actual cash payment was made on April 4, 2012.

Tax characteristics of all dividends paid by NMFC and AIV Holdings were reported to stockholders on Form 1099 after the end of the calendar year. Future quarterly dividends, if any, for the Companies will be determined by their respective board of directors.

Since NMFC and AIV Holdings are holding companies, all distributions on their common stock will be paid from distributions received from the Operating Company. The Operating Company intends to make distributions to its unit holders that will be sufficient to enable NMFC and AIV Holdings to pay quarterly distributions to their stockholders and to maintain their status as RICs. Under certain circumstances, the distributions that the Operating Company makes to its members may not be sufficient for AIV Holdings to satisfy the annual distribution requirement necessary for AIV Holdings to qualify as a RIC. In that case, it is expected that Guardian AIV would consent to be treated as if it received distributions from AIV Holdings sufficient to satisfy the annual distribution requirement. Guardian AIV would be required to include the consent dividend in its taxable income as a dividend from AIV Holdings, which would result in phantom (i.e., non-cash) taxable income to Guardian AIV. AIV Holdings intends to make quarterly distributions to Guardian AIV out of assets legally available for distribution each quarter. NMFC intends to distribute approximately its entire portion of the Operating Company's Adjusted Net Investment Income on a quarterly basis and substantially its entire portion of the Operating Company's taxable income on an annual basis, except that it may retain certain net capital gains for reinvestment.

NMFC maintains an "opt out" dividend reinvestment plan for its common stockholders. As a result, if the Operating Company declares a dividend, then NMFC stockholders' cash dividends will be automatically reinvested in additional shares of NMFC's common stock, unless they specifically "opt out" of the dividend reinvestment plan so as to receive cash dividends. Cash dividends reinvested in additional shares of NMFC's common stock will be automatically reinvested by NMFC in the Operating Company in exchange for additional units of the Operating Company. See *Item 8—Financial Statements and Supplementary Data—Note 2, Summary of Significant Accounting Policies* for additional details regarding NMFC's dividend reinvestment plan.

AIV Holdings does not intend to reinvest any distributions received in additional units of the Operating Company.

Related Parties

The Companies have entered into a number of business relationships with affiliated or related parties, including the following:

- Together, NMFC and AIV Holdings own all the outstanding units of the Operating Company. As of December 31, 2013, NMFC and AIV Holdings own approximately 94.4% and 5.6%, respectively, of the units of the Operating Company.
- The Operating Company has entered into the Investment Management Agreement with the Investment Adviser, a wholly-owned subsidiary of New Mountain Capital. Therefore, New Mountain Capital is entitled to any profits earned by the Investment Adviser, which includes any fees payable to the Investment Adviser under the terms of the Investment Management Agreement, less expenses incurred by the Investment Adviser in performing its services under the Investment Management Agreement.
- The Companies have entered into an Administration Agreement, with the Administrator, a wholly-owned subsidiary of New Mountain Capital. The Administrator arranges office space for the Companies and provides office equipment and administrative services necessary to conduct their respective day-to-day operations pursuant to the Administration Agreement. The Operating Company reimburses the Administrator for the allocable portion of overhead and other expenses incurred by it in performing its obligations to the Companies under the Administration Agreement, including rent, the fees and expenses associated with performing administrative, finance, and compliance functions, and the compensation of the Operating Company's chief financial officer and chief compliance officer and their respective staffs. Pursuant to the Administration Agreement and further restricted by the Operating Company, expenses payable to the Administrator by the Operating Company as well as other direct and indirect expenses (excluding interest, other credit facility expense, trading expenses and management and incentive fees) has been capped at \$3.5 million for the time period from April 1, 2012 to March 31, 2013 and capped at \$4.25 million for the time period from April 1, 2013 to March 31, 2014. The expense cap will expire on March 31, 2014. Thereafter, the Administrator may, in its own discretion, submit to the Operating Company for reimbursement some or all of the expenses that the Administrator has incurred on behalf of the Operating Company during any quarterly period. As a result, the amount of expenses for which the Operating Company will have to reimburse the Administrator may fluctuate in future quarterly periods and there can be no assurance given as to when, or if, the Administrator may determine to limit the expenses that the Administrator submits to the Operating Company for reimbursement in the future. However, it is expected that the Administrator will continue to support part of the expense burden of the Operating Company in the near future.
- The Companies, the Investment Adviser and the Administrator have entered into a royalty-free Trademark License Agreement, as amended, with New Mountain Capital, pursuant to which New Mountain Capital has agreed to grant the Companies, the Investment Adviser and the Administrator, a non-exclusive, royalty-free license to use the name "New Mountain" and "New Mountain Finance".

In addition, NMFC and the Operating Company have adopted a formal code of ethics that governs the conduct of their respective officers and directors. These officers and directors also remain subject to the duties imposed by the 1940 Act, the Delaware General Corporation Law and the Delaware Limited Liability Company Act.

The Investment Adviser and its affiliates may also manage other funds in the future that may have investment mandates that are similar, in whole and in part, with the Operating Company's investment mandates. The Investment Adviser and its affiliates may determine that an investment is appropriate

[Table of Contents](#)

for the Operating Company and for one or more of those other funds. In such event, depending on the availability of such investment and other appropriate factors, the Investment Adviser or its affiliates may determine that we should invest side-by-side with one or more other funds. Any such investments will be made only to the extent permitted by applicable law and interpretive positions of the Securities and Exchange Commission and its staff, and consistent with the Investment Adviser's allocation procedures.

Concurrently with the IPO, NMFC sold an additional 2,172,000 shares of its common stock to certain executives and employees of, and other individuals affiliated with, New Mountain Capital in the Concurrent Private Placement.

Item 7A. Quantitative and Qualitative Disclosures About Market Risk

The Operating Company is subject to certain financial market risks, such as interest rate fluctuations. During the year ended December 31, 2013, certain of the loans held in the Operating Company's portfolio had floating interest rates. As of December 31, 2013, approximately 85% of investments at fair value (excluding investments on non-accrual, revolvers, and non-interest bearing equity investments) represent floating-rate investments with a LIBOR floor (includes investments bearing prime interest rate contracts) and approximately 15% of investments represent fixed-rate investments. Additionally, the Operating Company's senior secured revolving credit facilities are also subject to floating interest rates and are currently paid based on one-month floating LIBOR rates.

The following table estimates the potential changes in net cash flow generated from interest income and expenses, should interest rates increase by 100, 200 or 300 basis points, or decrease by 25 basis points. Interest income is calculated as revenue from interest generated from the Operating Company's portfolio of investments held on December 31, 2013. Interest expense is calculated based on the terms of the Operating Company's two outstanding revolving credit facilities. For the Operating Company's floating rate credit facilities, the Operating Company uses the outstanding balance as of December 31, 2013. Interest expense on the Operating Company's floating rate credit facilities are calculated using the interest rate as of December 31, 2013 adjusted for the hypothetical changes in rates, as shown below. The base interest rate case assumes the rates on the Operating Company's portfolio investments remain unchanged from the actual effective interest rates as of December 31, 2013. These hypothetical calculations are based on a model of the investments in our portfolio, held as of December 31, 2013, and are only adjusted for assumed changes in the underlying base interest rates.

Actual results could differ significantly from those estimated in the table.

<u>Change in Interest Rates</u>	<u>Estimated Percentage Change in Interest Income Net of Interest Expense (unaudited)</u>
-25 Basis Points	0.76% (1)
Base Interest Rate	—%
+100 Basis Points	(4.34)%
+200 Basis Points	0.17%
+300 Basis Points	5.60%

(1) Limited to the lesser of the December 31, 2013 LIBOR rates or a decrease of 25 basis points.

The Operating Company was not exposed to any foreign currency exchange risks as of December 31, 2013.

Item 8. Financial Statements and Supplementary Data

TABLE OF CONTENTS

	<u>PAGE</u>
AUDITED FINANCIAL STATEMENTS	
Report of Independent Registered Public Accounting Firm	100
New Mountain Finance Holdings, L.L.C.	
Consolidated Statements of Assets, Liabilities and Members' Capital as of December 31, 2013 and December 31, 2012	102
Consolidated Statements of Operations for the years ended December 31, 2013, December 31, 2012 and December 31, 2011	103
Consolidated Statements of Changes in Members' Capital for the years ended December 31, 2013, December 31, 2012 and December 31, 2011	104
Consolidated Statements of Cash Flows for the years ended December 31, 2013, December 31, 2012 and December 31, 2011	105
Consolidated Schedule of Investments as of December 31, 2013	106
Consolidated Schedule of Investments as of December 31, 2012	113
New Mountain Finance Corporation	
Statements of Assets and Liabilities as of December 31, 2013 and December 31, 2012	118
Statements of Operations for the years ended December 31, 2013, December 31, 2012 and from May 19, 2011 (commencement of operations) to December 31, 2011	119
Statements of Changes in Net Assets for the years ended December 31, 2013, December 31, 2012 and from May 19, 2011 (commencement of operations) to December 31, 2011	120
Statements of Cash Flows for the years ended December 31, 2013, December 31, 2012 and from May 19, 2011 (commencement of operations) to December 31, 2011	121
New Mountain Finance AIV Holdings Corporation	
Statements of Assets and Liabilities as of December 31, 2013 and December 31, 2012	122
Statements of Operations for the years ended December 31, 2013, December 31, 2012 and from May 19, 2011 (commencement of operations) to December 31, 2011	123
Statements of Changes in Net Assets for the years ended December 31, 2013, December 31, 2012 and from May 19, 2011 (commencement of operations) to December 31, 2011	124
Statements of Cash Flows for the years ended December 31, 2013, December 31, 2012 and from May 19, 2011 (commencement of operations) to December 31, 2011	125
Combined Notes to the Consolidated Financial Statements of New Mountain Finance Holdings, L.L.C., the Financial Statements of New Mountain Finance Corporation and the Financial Statements of New Mountain Finance AIV Holdings Corporation	126



REPORT OF INDEPENDENT REGISTERED PUBLIC ACCOUNTING FIRM

To the Boards of Directors and investors of
New Mountain Finance Holdings, L.L.C.,
New Mountain Finance Corporation and
New Mountain Finance AIV Holdings Corporation
New York, New York

We have audited the accompanying consolidated statement of assets, liabilities and members' capital of New Mountain Finance Holdings, L.L.C., including the consolidated schedules of investments as of December 31, 2013 and 2012, and the related consolidated statements of operations, consolidated statements of changes in members' capital, and cash flows for the three years in the period ended December 31, 2013 and the financial highlights for each of the five years in the period ended December 31, 2013. Also, we have audited the statements of assets and liabilities of New Mountain Finance Corporation and New Mountain Finance AIV Holdings Corporation as of December 31, 2013 and 2012, and the related statements of operations, changes in net assets, cash flows and the financial highlights for the period from May 19, 2011(commencement of operations) to December 31, 2011 and for the years ended December 31, 2013 and 2012. These financial statements are the responsibility of the management of New Mountain Finance Holdings, L.L.C., New Mountain Finance Corporation and New Mountain Finance AIV Holdings Corporation. Our responsibility is to express an opinion on these financial statements and financial highlights based on our audits.

We conducted our audits in accordance with the standards of the Public Company Accounting Oversight Board (United States). These standards require that we plan and perform the audit to obtain reasonable assurance about whether the financial statements are free of material misstatement. New Mountain Finance Holdings, L.L.C. and New Mountain Finance AIV Holdings Corporation are not required to have, nor were we engaged to perform, an audit of their internal control over financial reporting. Our audits of New Mountain Finance Holdings, L.L.C. and New Mountain Finance AIV Holdings Corporation included consideration of their internal control over financial reporting as a basis for designing audit procedures that are appropriate in the circumstances, but not for the purpose of expressing an opinion on the effectiveness of their internal control over financial reporting. Accordingly we express no such opinion for New Mountain Finance Holdings, L.L.C. and New Mountain Finance AIV Holdings Corporation. An audit includes examining, on a test basis, evidence supporting the amounts and disclosures in the financial statements. An audit also includes assessing the accounting principles used and significant estimates made by management, as well as evaluating the overall financial statement presentation. Our procedures included confirmation of investments as of December 31, 2013 and 2012, by correspondence with the custodian, loan agent or borrower; where replies were not received, we performed other auditing procedures. We believe that our audits provide a reasonable basis for our opinion.

In our opinion, such financial statements and financial highlights referred to above present fairly, in all material respects, the consolidated financial position of New Mountain Finance Holdings, L.L.C. as of December 31, 2013 and 2012, and the consolidated results of its operations, its consolidated changes in members' capital, and its consolidated cash flows for each of the three years in the period ended December 31, 2013 and the financial highlights for the each of the five years in the period ended December 31,2013; and the financial positions of New Mountain Finance Corporation and New Mountain Finance AIV Holdings Corporation as of December 31, 2013 and 2012 and the results of their operations, changes in their net assets, their cash flows, and the financial highlights for the period from May 19, 2011(commencement of operations) to December 31, 2011 and for the years ended

[Table of Contents](#)

December 31, 2013 and 2012, in conformity with accounting principles generally accepted in the United States of America.

As discussed in Note 16, on February 3, 2014, New Mountain Finance AIV Holdings sold its remaining units in New Mountain Finance Holdings, L.L.C. (the "Operating Company") and no longer owns any units of the Operating Company.

We have also audited, in accordance with the standards of the Public Company Accounting Oversight Board (United States), New Mountain Finance Corporation's internal control over financial reporting as of December 31, 2013, based on the criteria established in Internal Control—Integrated Framework (1992) issued by the Committee of Sponsoring Organizations of the Treadway Commission and our report dated March 5, 2014, expressed an unqualified opinion on New Mountain Finance Corporation's internal control over financial reporting.

/s/ DELOITTE & TOUCHE LLP

New York, New York
March 5, 2014

New Mountain Finance Holdings, L.L.C.

Consolidated Statements of Assets, Liabilities and Members' Capital

(in thousands, except units and per unit data)

	December 31, 2013	December 31, 2012
Assets		
Investments at fair value (cost of \$1,094,080 and \$976,243, respectively)	\$ 1,115,651	\$ 989,820
Cash and cash equivalents	14,981	12,752
Interest and dividend receivable	10,531	6,340
Deferred credit facility costs (net of accumulated amortization of \$3,562 and \$2,016, respectively)	4,727	5,490
Receivable from affiliate	459	534
Receivable from unsettled securities sold	—	9,962
Other assets	1,492	666
Total assets	<u>\$ 1,147,841</u>	<u>\$ 1,025,564</u>
Liabilities		
Holdings Credit Facility	221,849	206,938
SLF Credit Facility	214,668	214,262
Capital gains incentive fee payable	7,636	4,407
Incentive fee payable	4,104	3,390
Management fee payable	3,856	3,222
Payable for unsettled securities purchased	3,690	9,700
Interest payable	814	712
Payable to affiliate	80	—
Dividends payable	—	11,192
Other liabilities	2,628	1,802
Total liabilities	459,325	455,625
Members' Capital	688,516	569,939
Total liabilities and members' capital	<u>\$ 1,147,841</u>	<u>\$ 1,025,564</u>
Outstanding common membership units	47,896,693	40,548,189
Capital per unit	\$ 14.38	\$ 14.06

The accompanying notes are an integral part of these consolidated financial statements.

New Mountain Finance Holdings, L.L.C.**Consolidated Statements of Operations****(in thousands)**

	Years ended December 31,		
	2013	2012	2011
Investment income			
Interest income	\$ 107,027	\$ 83,646	\$ 55,809
Dividend income	5,049	812	—
Other income	2,836	1,328	714
Total investment income	<u>114,912</u>	<u>85,786</u>	<u>56,523</u>
Expenses			
Incentive fee	16,502	11,537	3,522
Capital gains incentive fee	3,229	4,407	—
Total incentive fees	<u>19,731</u>	<u>15,944</u>	<u>3,522</u>
Management fee	14,905	11,109	4,938
Interest and other credit facility expenses	12,470	10,085	7,086
Administrative expenses	3,429	2,426	1,615
Professional fees	2,349	2,091	2,037
Other general and administrative expenses	1,584	1,374	986
Total expenses	<u>54,468</u>	<u>43,029</u>	<u>20,184</u>
Less: expenses waived and reimbursed (see Note 5)	<u>(3,233)</u>	<u>(2,460)</u>	<u>(2,186)</u>
Net expenses	<u>51,235</u>	<u>40,569</u>	<u>17,998</u>
Net investment income	<u>63,677</u>	<u>45,217</u>	<u>38,525</u>
Net realized gains on investments	7,253	18,851	16,252
Net change in unrealized appreciation (depreciation) of investments	7,994	9,928	(23,100)
Net increase in members' capital resulting from operations	<u>\$ 78,924</u>	<u>\$ 73,996</u>	<u>\$ 31,677</u>

The accompanying notes are an integral part of these consolidated financial statements.

New Mountain Finance Holdings, L.L.C.

Consolidated Statements of Changes in Members' Capital

(in thousands)

	Years ended December 31,		
	2013	2012	2011
Increase (decrease) in members' capital resulting from operations:			
Net investment income	\$ 63,677	\$ 45,217	\$ 38,525
Net realized gains on investments	7,253	18,851	16,252
Net change in unrealized appreciation (depreciation) of investments	7,994	9,928	(23,100)
Net increase in members' capital resulting from operations	78,924	73,996	31,677
Contributions	100,040	133,428	195,295
Distributions	—	—	(10,249)
Dividends declared	(65,140)	(59,378)	(26,591)
Offering costs	(331)	(564)	(11,557)
Reinvestment of dividends	5,084	1,955	—
Net increase in members' capital	118,577	149,437	178,575
Members' capital at the beginning of the period	569,939	420,502	241,927
Members' capital at the end of the period	\$ 688,516	\$ 569,939	\$ 420,502

The accompanying notes are an integral part of these consolidated financial statements.

New Mountain Finance Holdings, L.L.C.

Consolidated Statements of Cash Flows

(in thousands)

	Years ended December 31,		
	2013	2012	2011
Cash flows from operating activities			
Net increase in members' capital resulting from operations	\$ 78,924	\$ 73,996	\$ 31,677
Adjustments to reconcile net (increase) decrease in members' capital resulting from operations to net cash (used in) provided by operating activities:			
Net realized gains on investments	(7,253)	(18,851)	(16,252)
Net change in unrealized (appreciation) depreciation of investments	(7,994)	(9,928)	23,100
Amortization of purchase discount	(3,365)	(5,996)	(5,862)
Amortization of deferred credit facility costs	1,546	1,160	786
Non-cash investment income	(4,473)	(2,187)	(1,538)
(Increase) decrease in operating assets:			
Purchase of investments	(529,695)	(673,355)	(494,694)
Proceeds from sales and paydowns of investments	426,561	423,874	231,962
Cash received for purchase of undrawn portion of revolving credit or delayed draw facilities	388	137	1,363
Cash paid for drawn revolver	—	(12,705)	(535)
Cash repayments on drawn revolvers	—	12,705	—
Interest and dividend receivable	(4,191)	967	(4,299)
Receivable from affiliate	75	(165)	(369)
Receivable from unsettled securities sold	9,962	(9,962)	—
Other assets	(225)	(50)	(351)
Increase (decrease) in operating liabilities:			
Capital gains incentive fee payable	3,229	4,407	—
Incentive fee payable	714	1,073	2,317
Management fee payable	634	1,021	2,200
Payable for unsettled securities purchased	(6,010)	2,095	(86,857)
Interest payable	102	(1,035)	934
Payable to affiliate	80	—	(394)
Other liabilities	639	151	534
Net cash flows used in operating activities	<u>(40,352)</u>	<u>(212,648)</u>	<u>(316,278)</u>
Cash flows from financing activities			
Contributions	100,040	133,428	195,295
Distributions	—	—	(10,249)
Dividends paid	(71,248)	(46,231)	(26,591)
Offering costs paid	(720)	(268)	(11,557)
Proceeds from Holdings Credit Facility	457,978	523,099	336,508
Repayment of Holdings Credit Facility	(443,067)	(445,199)	(267,168)
Proceeds from SLF Credit Facility	23,306	112,993	172,060
Repayment of SLF Credit Facility	(22,900)	(64,659)	(63,068)
Deferred credit facility costs paid	(808)	(3,082)	(4,377)
Net cash flows provided by financing activities	<u>42,581</u>	<u>210,081</u>	<u>320,853</u>
Net increase (decrease) in cash and cash equivalents	2,229	(2,567)	4,575
Cash and cash equivalents at the beginning of the period	<u>12,752</u>	<u>15,319</u>	<u>10,744</u>
Cash and cash equivalents at the end of the period	<u>\$ 14,981</u>	<u>\$ 12,752</u>	<u>\$ 15,319</u>
Supplemental disclosure of cash flow information			
Cash interest paid	\$ 10,323	\$ 9,433	\$ 4,358
Non-cash operating activities:			
Non-cash activity on investments	\$ 1,986	\$ —	\$ —
Non-cash financing activities:			
Dividends declared and payable	\$ —	\$ 11,192	\$ —
Value of members' capital issued in connection with dividend reinvestment plan	5,084	1,955	—
Accrual for offering costs	768	556	—
Accrual for deferred credit facility costs	21	46	192

The accompanying notes are an integral part of these consolidated financial statements.

New Mountain Finance Holdings, L.L.C.

Consolidated Schedule of Investments

December 31, 2013

(in thousands, except shares)

Portfolio Company, Location and Industry(1)	Type of Investment	Interest Rate	Maturity Date	Principal Amount, Par Value or Shares	Cost	Fair Value	Percent of Members' Capital
Funded Debt Investments—							
Bermuda							
Stratus Technologies Bermuda Holdings Ltd.(4)**							
Stratus Technologies Bermuda Ltd. / Stratus Technologies, Inc.							
Information Technology	First lien(2) (7)	12.00%	3/29/2015	\$ 6,497	\$ 6,335	\$ 6,529	0.95%
Total Funded Debt Investments—				\$ 6,497	\$ 6,335	\$ 6,529	0.95%
Bermuda							
Funded Debt Investments—							
Cayman Islands							
Pinnacle Holdco S.à r.l. / Pinnacle (US) Acquisition Co Limited**							
Software	Second lien (2)	10.50% (Base Rate + 9.25%)	7/30/2020	\$ 30,000	\$ 29,472	\$ 30,362	4.41%
Total Funded Debt Investments—				\$ 30,000	\$ 29,472	\$ 30,362	4.41%
Cayman Islands							
Funded Debt Investments—							
United States							
McGraw-Hill Global Education Holdings, LLC							
Education	First lien(2)	9.75%	4/1/2021	\$ 24,500	\$ 24,348	\$ 27,195	
	First lien(3)	9.00% (Base Rate + 7.75%)	3/22/2019	17,850	17,367	18,225	
				<u>42,350</u>	<u>41,715</u>	<u>45,420</u>	6.60%
Deltek, Inc.							
Software	Second lien (2)	10.00% (Base Rate + 8.75%)	10/10/2019	41,000	40,977	41,820	6.07%
Global Knowledge Training LLC							
Education	Second lien (2)	11.00% (Base Rate + 9.75%)	10/21/2018	41,450	41,070	41,450	6.02%
UniTek Global Services, Inc.							
Business Services	First lien(2)	15.00% (Base Rate + 9.50% + 4.00% PIK)*	4/15/2018	26,382	25,508	26,382	
	First lien(2)	15.00% (Base Rate + 9.50% + 4.00% PIK)*	4/15/2018	6,387	6,176	6,387	
	First lien(2)	15.00% (Base Rate + 9.50% + 4.00% PIK)*	4/15/2018	5,309	5,133	5,309	
				<u>38,078</u>	<u>36,817</u>	<u>38,078</u>	5.53%
Edmentum, Inc.(fka Plato, Inc.)							
Education	First lien(3)	5.50% (Base Rate + 4.50%)	5/17/2018	6,433	6,240	6,465	
	Second lien (2)	11.25% (Base Rate + 9.75%)	5/17/2019	31,150	30,685	31,578	
				<u>37,583</u>	<u>36,925</u>	<u>38,043</u>	5.52%
SRA International, Inc.							
Federal Services	First lien(2)	6.50% (Base Rate + 5.25%)	7/20/2018	34,750	33,784	34,475	5.01%
Kronos Incorporated							
Software	Second lien (2)	9.75% (Base Rate + 8.50%)	4/30/2020	31,341	31,055	32,542	4.73%
Rocket Software, Inc.							
Software	Second lien (2)	10.25% (Base Rate + 8.75%)	2/8/2019	30,875	30,731	31,029	4.51%
Novell, Inc. (fka Attachmate Corporation, NetIQ Corporation)							

Software	First lien(3)	7.25% (Base Rate + 5.75%)	11/22/2017	6,951	6,847	7,080	
	Second lien (2)	11.00% (Base Rate + 9.50%)	11/22/2018	<u>23,353</u>	<u>22,780</u>	<u>22,876</u>	
				<u>30,304</u>	<u>29,627</u>	<u>29,956</u>	4.35%

The accompanying notes are an integral part of these consolidated financial statements.

New Mountain Finance Holdings, L.L.C.

Consolidated Schedule of Investments (Continued)

December 31, 2013

(in thousands, except shares)

Portfolio Company, Location and Industry(1)	Type of Investment	Interest Rate	Maturity Date	Principal Amount, Par Value or Shares	Cost	Fair Value	Percent of Members' Capital
JHCI Acquisition, Inc.							
Distribution & Logistics	First lien(3)	7.00% (Base Rate + 5.75%)	7/11/2019	\$ 19,536	\$ 19,262	\$ 19,548	
	Second lien (3)	11.00% (Base Rate + 9.75%)	7/11/2020	<u>10,000</u>	<u>9,705</u>	<u>9,898</u>	
				<u>29,536</u>	<u>28,967</u>	<u>29,446</u>	4.28%
CompassLearning, Inc.(12)							
Education	First lien(2)	8.00% (Base Rate + 6.75%)	11/26/2018	30,000	29,261	29,250	4.25%
Transtar Holding Company							
Distribution & Logistics	Second lien (2)	9.75% (Base Rate + 8.50%)	10/9/2019	28,300	27,842	27,168	3.95%
KeyPoint Government Solutions, Inc.							
Federal Services	First lien(3)	7.25% (Base Rate + 6.00%)	11/13/2017	16,784	16,448	16,616	
	First lien(2)	7.25% (Base Rate + 6.00%)	11/13/2017	<u>10,116</u>	<u>9,953</u>	<u>10,015</u>	
				<u>26,900</u>	<u>26,401</u>	<u>26,631</u>	3.87%
Meritas Schools Holdings, LLC							
Education	First lien(3)	7.00% (Base Rate + 5.75%)	6/25/2019	19,950	19,763	20,087	
	First lien(2)	7.00% (Base Rate + 5.75%)	6/25/2019	<u>5,920</u>	<u>5,865</u>	<u>5,961</u>	
				<u>25,870</u>	<u>25,628</u>	<u>26,048</u>	3.78%
Sierra Hamilton LLC / Sierra Hamilton Finance, Inc.							
Energy	First lien(2)	12.25%	12/15/2018	25,000	25,000	25,000	3.63%
Permian Tank & Manufacturing, Inc.							
Energy	First lien(2)	10.50%	1/15/2018	24,500	24,757	24,255	3.52%
Aderant North America, Inc.							
Software	Second lien (2)	10.00% (Base Rate + 8.75%)	6/20/2019	22,500	22,201	23,203	3.37%
YP Holdings LLC(8)							
YP LLC							
Media	First lien(2)	8.04% (Base Rate + 6.71%)	6/4/2018	22,400	21,892	22,722	3.30%
McGraw-Hill School Education Holdings, LLC							
Education	First lien(3)	6.25% (Base Rate + 5.00%)	12/18/2019	13,000	12,870	12,870	
	First lien(2)	6.25% (Base Rate + 5.00%)	12/18/2019	<u>9,000</u>	<u>8,910</u>	<u>8,910</u>	
				<u>22,000</u>	<u>21,780</u>	<u>21,780</u>	3.16%
Aspen Dental Management, Inc.							
Healthcare Services	First lien(3)	7.00% (Base Rate + 5.50%)	10/6/2016	21,077	20,820	20,813	3.02%
LM U.S. Member LLC (and LM U.S. Corp Acquisition Inc.)							
Business Services	Second lien (3)	9.50% (Base Rate + 8.25%)	10/26/2020	20,000	19,731	20,308	2.95%
Envision Acquisition Company, LLC							
Healthcare Services	Second lien (2)	9.75% (Base Rate + 8.75%)	11/4/2021	20,000	19,605	20,075	2.91%
ARSloane Acquisition, LLC							
Business Services	First lien(3)	7.50% (Base Rate + 6.25%)	10/1/2019	19,950	19,754	19,992	2.90%
eResearchTechnology, Inc.							
Healthcare Services	First lien(3)	6.00% (Base Rate + 4.75%)	5/2/2018	19,750	19,047	19,874	2.89%
Distribution International, Inc.							
		7.50% (Base					

The accompanying notes are an integral part of these consolidated financial statements.

New Mountain Finance Holdings, L.L.C.

Consolidated Schedule of Investments (Continued)

December 31, 2013

(in thousands, except shares)

Portfolio Company, Location and Industry(1)	Type of Investment	Interest Rate	Maturity Date	Principal Amount, Par Value or Shares	Cost	Fair Value	Percent of Members' Capital
First American Payment Systems, L.P.							
Business Services	Second lien(3)	10.75% (Base Rate + 9.50%)	4/12/2019	\$ 20,000	\$ 19,654	\$ 19,800	2.88%
Merrill Communications LLC							
Business Services	First lien(3)	7.25% (Base Rate + 6.25%)	3/8/2018	19,425	19,246	19,759	2.87%
Insight Pharmaceuticals LLC							
Healthcare Products	Second lien(3)	13.25% (Base Rate + 11.75%)	8/25/2017	19,310	18,766	19,021	2.76%
St. George's University Scholastic Services LLC							
Education	First lien(3)	8.50% (Base Rate + 7.00%)	12/20/2017	17,379	17,082	17,530	2.55%
Sotera Defense Solutions, Inc. (Global Defense Technology & Systems, Inc.)							
Federal Services	First lien(3)	7.50% (Base Rate + 6.00%)	4/21/2017	18,316	18,127	16,118	2.34%
Confie Seguros Holding II Co.							
Consumer Services	Second lien(3)	10.25% (Base Rate + 9.00%)	5/8/2019	14,886	14,762	15,034	2.18%
OpenLink International, Inc.							
Software	First lien(3)	7.75% (Base Rate + 6.25%)	10/30/2017	14,700	14,496	14,774	2.15%
Smile Brands Group Inc.							
Healthcare Services	First lien(3)	7.50% (Base Rate + 6.25%)	8/16/2019	14,464	14,261	14,307	2.08%
Brock Holdings III, Inc.							
Industrial Services	Second lien(2)	10.00% (Base Rate + 8.25%)	3/16/2018	14,000	13,858	14,263	2.07%
Vision Solutions, Inc.							
Software	Second lien(2)	9.50% (Base Rate + 8.00%)	7/23/2017	14,000	13,957	14,140	2.05%
Packaging Coordinators, Inc. (10)							
Healthcare Products	Second lien(2)	9.50% (Base Rate + 8.25%)	11/10/2020	14,000	13,868	14,088	2.05%
Lonestar Intermediate Super Holdings, LLC							
Business Services	Subordinated (2)	11.00% (Base Rate + 9.50%)	9/2/2019	12,000	11,701	12,419	1.80%
Van Wagner Communications, LLC							
Media	First lien(2)	6.25% (Base Rate + 5.00%)	8/3/2018	11,761	11,583	11,997	1.74%
Vertafore, Inc.							
Software	Second lien(2)	9.75% (Base Rate + 8.25%)	10/29/2017	10,000	9,937	10,198	1.48%
TransFirst Holdings, Inc.							
Business Services	Second lien(3)	11.00% (Base Rate + 9.75%)	6/27/2018	10,000	9,741	10,138	1.47%
MailSouth, Inc.							
Media	First lien(3)	6.76% (Base Rate + 4.96%)	12/14/2016	9,410	9,333	9,269	1.35%
Vitera Healthcare Solutions, LLC							
Software	First lien(3)	6.00% (Base Rate + 5.00%)	11/4/2020	2,000	1,980	2,000	
	Second lien(2)	9.25% (Base Rate + 8.25%)	11/4/2021	7,000	6,897	7,070	
				<u>9,000</u>	<u>8,877</u>	<u>9,070</u>	1.32%
Harley Marine Services, Inc.							
Distribution & Logistics	Second lien(2)	10.50% (Base Rate + 9.25%)	12/20/2019	9,000	8,820	8,820	1.28%

Consona Holdings, Inc.							
Software	First lien(3)	7.25% (Base Rate + 6.00%)	8/6/2018	8,394	8,326	8,457	1.23%
Physio-Control International, Inc.							
Healthcare Products	First lien(2)	9.88%	1/15/2019	6,651	6,651	7,482	1.09%
Virtual Radiologic Corporation							
Healthcare Information Technology	First lien(3)	7.25% (Base Rate + 5.50%)	12/22/2016	13,563	13,454	7,324	1.06%

The accompanying notes are an integral part of these consolidated financial statements.

New Mountain Finance Holdings, L.L.C.

Consolidated Schedule of Investments (Continued)

December 31, 2013

(in thousands, except shares)

Portfolio Company, Location and Industry(1)	Type of Investment	Interest Rate	Maturity Date	Principal Amount, Par Value or Shares	Cost	Fair Value	Percent of Members' Capital
Alion Science and Technology Corporation		12.00% (10.00% + 2.00%					
Federal Services Immucor, Inc.	First lien(2)(7)	PIK)*	11/1/2014	\$ 6,447	\$ 6,360	\$ 6,570	0.95%
Healthcare Services Learning Care Group (US), Inc.	Subordinated(2)(7)	11.13%	8/15/2019	5,000	4,950	5,650	0.82%
Education	Subordinated(2)	15.00% PIK*	5/8/2020	4,371	4,253	4,371	
	Subordinated(2)	15.00% PIK*	5/8/2020	800	746	800	
				<u>5,171</u>	<u>4,999</u>	<u>5,171</u>	0.75%
Education Management LLC**		8.25% (Base Rate + 7.00%)					
Education GCA Services Group, Inc.	First lien(3)	8.25% (Base Rate + 7.00%)	3/30/2018	5,003	4,888	5,028	0.73%
Business Services Sophia Holding Finance LP / Sophia Holding Finance Inc.	Second lien(2)	9.25% (Base Rate + 8.00%)	11/1/2020	4,000	3,964	4,064	0.59%
Software ATI Acquisition Company (fka Ability Acquisition, Inc.)(11)	Subordinated(2)	9.63%	12/1/2018	3,500	3,502	3,623	0.53%
Education	First lien(2)	17.25% (Base Rate + 10.00% + 4.00% PIK)(5) *	6/30/2012— Past Due	1,665	1,434	233	
	First lien(2)	17.25% (Base Rate + 10.00% + 4.00% PIK)(5) *	6/30/2012— Past Due	103	94	103	
				<u>1,768</u>	<u>1,528</u>	<u>336</u>	0.05%
Total Funded Debt							
Investments—United States				\$ 1,016,562	\$ 1,001,605	\$ 1,013,641	147.22%
Total Funded Debt							
Investments				\$ 1,053,059	\$ 1,037,412	\$ 1,050,532	152.58%
Equity—Bermuda							
Stratus Technologies Bermuda Holdings Ltd.(4) **	Ordinary shares(2)	—	—	156,247	\$ 65	\$ 46	
	Preferred shares(2)	—	—	35,558	15	10	
					<u>80</u>	<u>56</u>	0.01%
Total Shares—Bermuda					\$ 80	\$ 56	0.01%
Equity—United States							

Crowley Holdings Preferred, LLC							
		12.00%					
		(10.00%)					
		+					
		2.00%					
Distribution & Logistics	Preferred shares(2)	PIK)*	—	35,000	\$ 35,000	\$ 35,000	5.08%
Black Elk Energy Offshore Operations, LLC							
Energy	Preferred shares(2)	17.00%	—	20,000,000	20,000	20,000	2.91%
Global Knowledge Training LLC							
Education	Ordinary shares(2)	—	—	2	—	3	
	Preferred shares(2)	—	—	2,423	—	3,006	
					—	3,009	0.44%
Packaging Coordinators, Inc. (10)							
Packaging Coordinators Holdings, LLC							
Healthcare Products	Ordinary shares(2)	—	—	19,427	1,000	1,181	0.17%

The accompanying notes are an integral part of these consolidated financial statements.

New Mountain Finance Holdings, L.L.C.

Consolidated Schedule of Investments (Continued)

December 31, 2013

(in thousands, except shares)

Portfolio Company, Location and Industry(1)	Type of Investment	Interest Rate	Maturity Date	Principal Amount, Par Value or Shares	Cost	Fair Value	Percent of Members' Capital	
Ancora Acquisition LLC(11)								
Education	Preferred shares(2)	—	—	372	\$ 83	\$ 83	0.01%	
Total Shares—United States					\$ 56,083	\$ 59,273	8.61%	
Total Shares					\$ 56,163	\$ 59,329	8.62%	
Warrants—United States								
Learning Care Group (US), Inc.								
Education	Warrants(2)	—	—	844	\$ 194	\$ 503		
	Warrants(2)	—	—	3,589	61	2,136		
					255	2,639	0.38%	
YP Holdings LLC(8)								
YP Equity Investors LLC								
Media	Warrants(2)	—	—	5	—	1,944	0.28%	
UniTek Global Services, Inc.								
Business Services	Warrants(2)	—	—	1,014,451(6)	1,449	1,694	0.25%	
Storapod Holding Company, Inc.								
Consumer Services	Warrants(2)	—	—	360,129	156	594	0.09%	
Alion Science and Technology Corporation								
Federal Services	Warrants(2)	—	—	6,000	293	94	0.01%	
Ancora Acquisition LLC(11)								
Education	Warrants(2)	—	—	20	—	—	—%	
Total Warrants—United States					\$ 2,153	\$ 6,965	1.01%	
Total Funded Investments					\$ 1,095,728	\$ 1,116,826	162.21%	
Unfunded Debt								
Investments—United States								
Aspen Dental Management, Inc.								
Healthcare Services	First lien (2)(9)—Undrawn	—	4/6/2016	\$ 5,000	\$ (388)	\$ (388)	(0.06)%	
Advantage Sales & Marketing Inc.								
Business Services	First lien (2)(9)—Undrawn	—	12/17/2015	10,500	(1,260)	(787)	(0.11)%	
Total Unfunded Debt Investments					\$ 15,500	\$ (1,648)	\$ (1,175)	(0.17)%
Total Investments					\$ 1,094,080	\$ 1,115,651	162.04%	

- (1) New Mountain Finance Holdings, L.L.C. (the "Operating Company") generally acquires its investments in private transactions exempt from registration under the Securities Act of 1933, as amended (the "Securities Act"). These investments are generally subject to certain limitations on resale, and may be deemed to be "restricted securities" under the Securities Act.
- (2) Investment is pledged as collateral for the Holdings Credit Facility, a revolving credit facility among the Operating Company as the Borrower and Collateral Administrator, Wells Fargo Securities, L.L.C. as the Administrative Agent, and Wells Fargo Bank, National Association, as the Collateral Custodian. See Note 7, *Borrowing Facilities*, for details.
- (3) Investment is pledged as collateral for the SLF Credit Facility, a revolving credit facility among New Mountain Finance SPV Funding, L.L.C. as the Borrower, the Operating Company as the Collateral Administrator, Wells Fargo Securities, L.L.C. as the Administrative Agent, and Wells Fargo Bank, National Association, as the Collateral Custodian. See Note 7, *Borrowing Facilities*, for details.
- (4) The Operating Company holds investments in two related entities of Stratus Technologies Bermuda Holdings, Ltd. ("Stratus Holdings"). The Operating Company directly holds ordinary and preferred equity in Stratus Holdings and has a credit investment in the joint issuers of Stratus Technologies Bermuda Ltd. ("Stratus Bermuda") and Stratus Technologies, Inc. ("Stratus U.S."), collectively, the "Stratus Notes". Stratus U.S. is a wholly-owned subsidiary of Stratus Bermuda, which in turn is a wholly-owned subsidiary of Stratus Holdings. Stratus Holdings is the parent guarantor of the credit investment of the Stratus Notes.
- (5) Investment is on non-accrual status.

The accompanying notes are an integral part of these consolidated financial statements.

New Mountain Finance Holdings, L.L.C.

Consolidated Schedule of Investments (Continued)

December 31, 2013

(in thousands, except shares)

- (6) The Operating Company holds 1,014,451 warrants in UniTek Global Services, Inc., which represents a 4.46% equity ownership on a fully diluted basis.
- (7) Securities are registered under the Securities Act.
- (8) The Operating Company holds investments in two related entities of YP Holdings LLC. The Operating Company directly holds warrants to purchase a 4.96% membership interest of YP Equity Investors, LLC (which at closing represented an indirect 1.0% equity interest in YP Holdings LLC) and holds an investment in the Term Loan B loans issued by YP LLC, a subsidiary of YP Holdings LLC.
- (9) Par Value amounts represent the drawn or undrawn (as indicated in type of investment) portion of revolving credit facilities. Cost amounts represent the cash received at settlement date net the impact of paydowns and cash paid for drawn revolvers.
- (10) The Operating Company holds investments in Packaging Coordinators, Inc. and one related entity of Packaging Coordinators, Inc. The Operating Company has a credit investment in Packaging Coordinators, Inc. and holds ordinary equity in Packaging Coordinators Holdings, LLC, a wholly-owned subsidiary of Packaging Coordinators, Inc.
- (11) The Operating Company holds investments in ATI Acquisition Company and Ancora Acquisition LLC. The Operating Company has credit investments in ATI Acquisition Company and preferred equity and warrants to purchase units of common membership interests of Ancora Acquisition LLC. The Operating Company received its investments in Ancora Acquisition LLC as a result of its investments in ATI Acquisition Company.
- (12) The Operating Company holds an investment in CompassLearning, Inc. that is structured as a first lien last out term loan.
- * All or a portion of interest contains payments-in-kind ("PIK").
- ** Indicates assets that the Operating Company deems to be "non-qualifying assets" under Section 55(a) of the Investment Company Act of 1940, as amended. Qualifying assets must represent at least 70.00% of the Operating Company's total assets at the time of acquisition of any additional non-qualifying assets.

The accompanying notes are an integral part of these consolidated financial statements.

New Mountain Finance Holdings, L.L.C.**Consolidated Schedule of Investments (Continued)****December 31, 2013**

	<u>December 31, 2013</u>
<u>Investment Type</u>	<u>Percent of Total Investments at Fair Value</u>
First lien	49.62%
Second lien	42.03%
Subordinated	2.41%
Equity and other	5.94%
Total investments	<u>100.00%</u>

	<u>December 31, 2013</u>
<u>Industry Type</u>	<u>Percent of Total Investments at Fair Value</u>
Software	22.33%
Education	21.13%
Business Services	13.04%
Distribution & Logistics	10.78%
Federal Services	7.52%
Healthcare Services	7.20%
Energy	6.21%
Media	4.12%
Healthcare Products	3.74%
Consumer Services	1.40%
Industrial Services	1.28%
Healthcare Information Technology	0.66%
Information Technology	0.59%
Total investments	<u>100.00%</u>

	<u>December 31, 2013</u>
<u>Interest Rate Type</u>	<u>Percent of Total Investments at Fair Value</u>
Floating rates	85.08%
Fixed rates	14.92%
Total investments	<u>100.00%</u>

The accompanying notes are an integral part of these consolidated financial statements.

New Mountain Finance Holdings, L.L.C.

Consolidated Schedule of Investments (Continued)

December 31, 2012

(in thousands, except shares)

Portfolio Company, Location and Industry(1)	Type of Investment	Interest Rate	Maturity Date	Principal Amount, Par Value or Shares	Cost	Fair Value	Percent of Members' Capital
Funded Debt Investments—Bermuda							
Stratus Technologies Bermuda Holdings Ltd. (4)**							
Stratus Technologies Bermuda Ltd. / Stratus Technologies, Inc.							
Information Technology	First lien (2)(7)	12.00%	3/29/2015	\$ 6,664	\$ 6,396	\$ 6,631	1.16%
Total Funded Debt Investments—Bermuda				\$ 6,664	\$ 6,396	\$ 6,631	1.16%
Funded Debt Investments—Cayman Islands							
Pinnacle Holdco S.à r.l. / Pinnacle (US) Acquisition Co Limited**							
Software	First lien (3)	6.50% (Base Rate + 5.25%)	7/30/2019	\$ 2,992	\$ 2,971	\$ 2,999	
	Second lien (2)	10.50% (Base Rate + 9.25%)	7/30/2020	30,000	29,420	30,488	
				32,992	32,391	33,487	5.88%
Total Funded Debt Investments—Cayman Islands				\$ 32,992	\$32,391	\$33,487	5.88%
Funded Debt Investments—United Kingdom							
Magic Newco, LLC**							
Software	First lien (3)	7.25% (Base Rate + 6.00%)	12/12/2018	\$ 14,963	\$14,543	\$15,105	2.65%
Total Funded Debt Investments—United Kingdom				\$ 14,963	\$14,543	\$15,105	2.65%
Funded Debt Investments—United States							
Edmentum, Inc. (fka Plato, Inc.)							
Education	First lien (3)	7.50% (Base Rate + 6.00%)	5/17/2018	\$ 11,700	\$11,378	\$11,744	
	Second lien (2)	11.25% (Base Rate + 9.75%)	5/17/2019	29,150	28,604	28,567	
				40,850	39,982	40,311	7.07%
Novell, Inc. (fka Attachmate Corporation, NetIQ Corporation)							
Software	First lien (3)	7.25% (Base Rate + 5.75%)	11/22/2017	7,700	7,560	7,785	
	Second lien (2)	11.00% (Base Rate + 9.50%)	11/22/2018	24,000	23,326	23,560	
				31,700	30,886	31,345	5.50%
Rocket Software, Inc.							
Software	Second lien (2)	10.25% (Base Rate + 8.75%)	2/8/2019	30,875	30,711	30,933	5.43%
Pharmaceutical Research Associates, Inc.							
Healthcare Services	Second lien (2)	10.50% (Base Rate + 9.25%)	6/10/2019	30,000	29,402	30,319	5.32%
UniTek Global Services, Inc.							
Business Services	First lien (2)	9.00% (Base Rate + 7.50%)	4/16/2018	19,650	19,202	19,331	
	First lien (2)	9.00% (Base Rate + 7.50%)	4/16/2018	5,970	5,798	5,873	
	First lien (2)	9.00% (Base Rate + 7.50%)	4/16/2018	4,963	4,781	4,882	
				30,583	29,781	30,086	5.28%
KeyPoint Government Solutions, Inc.							
Federal Services	First lien (3)	7.25% (Base Rate + 6.00%)	11/13/2017	20,000	19,608	19,900	
	First lien (2)	7.25% (Base Rate + 6.00%)	11/13/2017	10,000	9,703	9,950	
				30,000	29,311	29,850	5.24%
Global Knowledge Training LLC							
Education	First lien (3)	6.50% (Base Rate + 4.99%)	4/21/2017	4,776	4,718	4,705	

	First lien (3)	7.25% (Base Rate + 4.00%)	4/21/2017	1,174	1,159	1,156	
	Second lien (2)	11.50% (Base Rate + 9.75%)	10/21/2018	<u>24,250</u>	<u>23,814</u>	<u>23,755</u>	
				<u>30,200</u>	<u>29,691</u>	<u>29,616</u>	5.20%
Managed Health Care Associates, Inc.							
Healthcare Services	First lien (2)	3.47% (Base Rate + 3.25%)	8/1/2014	14,756	13,240	14,276	
	Second lien (2)	6.72% (Base Rate + 6.50%)	2/1/2015	<u>15,000</u>	<u>12,790</u>	<u>14,475</u>	
				<u>29,756</u>	<u>26,030</u>	<u>28,751</u>	5.05%
Transtar Holding Company							
Distribution & Logistics(10)	Second lien (2)	9.75% (Base Rate + 8.50%)	10/9/2019	28,300	27,787	28,654	5.03%
Meritas Schools Holdings, LLC							
Education	First lien (3)	7.50% (Base Rate + 6.00%)	7/29/2017	8,150	8,084	8,171	
	Second lien (2)	11.50% (Base Rate + 10.00%)	1/29/2018	<u>20,000</u>	<u>19,747</u>	<u>20,000</u>	
				<u>28,150</u>	<u>27,831</u>	<u>28,171</u>	4.94%
Kronos Incorporated							
Software	Second lien (2)	9.75% (Base Rate + 8.50%)	4/30/2020	25,000	24,753	25,125	4.41%

The accompanying notes are an integral part of these consolidated financial statements.

New Mountain Finance Holdings, L.L.C.

Consolidated Schedule of Investments (Continued)

December 31, 2012

(in thousands, except shares)

Portfolio Company, Location and Industry(1)	Type of Investment	Interest Rate	Maturity Date	Principal Amount, Par Value or Shares	Cost	Fair Value	Percent of Members' Capital
St. George's University Scholastic Services LLC		8.50% (Base Rate + 7.00%)	12/20/2017	\$ 25,000	\$24,501	\$24,500	4.30%
Education	First lien(2)						
SRA International, Inc.		6.50% (Base Rate + 5.25%)	7/20/2018	20,436	19,741	19,542	
Federal Services	First lien(3)						
	First lien(2)	6.50% (Base Rate + 5.25%)	7/20/2018	4,315	4,225	4,126	
				<u>24,751</u>	<u>23,966</u>	<u>23,668</u>	4.15%
Aderant North America, Inc.		11.00% (Base Rate + 7.75%)	6/20/2019	22,500	22,163	23,062	4.05%
Software	Second lien (2)						
LM U.S. Member LLC (and LM U.S. Corp Acquisition Inc.)		9.50% (Base Rate + 8.25%)	10/26/2020	20,000	19,704	20,150	3.54%
Business Services	Second lien (2)						
Learning Care Group (US), Inc.		12.00%	4/27/2016	17,369	17,174	16,696	
Education	First lien(2)						
	Subordinated (2)	15.00% PIK*	6/30/2016	3,782	3,639	3,434	
				<u>21,151</u>	<u>20,813</u>	<u>20,130</u>	3.53%
Six3 Systems, Inc.		7.00% (Base Rate + 5.75%)	10/4/2019	20,000	19,805	20,025	3.51%
Federal Services	First lien(2)						
First American Payment Systems, L.P.		10.75% (Base Rate + 9.50%)	4/12/2019	20,000	19,609	19,900	3.49%
Business Services	Second lien (2)						
eResearchTechnology, Inc.		8.00% (Base Rate + 6.50%)	5/2/2018	19,950	19,202	19,850	3.48%
Healthcare Services	First lien(3)						
Insight Pharmaceuticals LLC		13.25% (Base Rate + 11.75%)	8/25/2017	19,310	18,659	19,503	3.42%
Healthcare Products	Second lien (2)						
Transplace Texas, L.P.		11.00% (Base Rate + 9.00%)	4/12/2017	20,000	19,586	19,500	3.42%
Distribution & Logistics(10)	Second lien (2)						
PODS, Inc.(6)		7.25% (Base Rate + 6.00%)	11/29/2016	14,007	13,668	13,972	
Consumer Services	First lien(3)						
PODS Funding Corp. II	First lien(3)						
	Subordinated (2)	21.00% PIK*	11/29/2017	5,296	5,156	5,113	
Storapod Holding Company, Inc.				<u>19,303</u>	<u>18,824</u>	<u>19,085</u>	3.35%
Smile Brands Group Inc.		7.00% (Base Rate + 5.25%)	12/21/2017	19,859	19,598	18,767	3.29%
Healthcare Services	First lien(3)						
Ascensus, Inc.		8.00% (Base Rate + 6.75%)	12/21/2018	8,500	8,330	8,330	
Business Services	First lien(2)						
	First lien(3)	8.00% (Base Rate + 6.75%)	12/21/2018	8,500	8,330	8,330	
				<u>17,000</u>	<u>16,660</u>	<u>16,660</u>	2.92%
Sotera Defense Solutions, Inc. (Global Defense Technology & Systems, Inc.)		7.50% (Base Rate + 6.00%)	4/21/2017	15,758	15,644	15,600	2.74%
Federal Services	First lien(3)						
IG Investments Holdings, LLC		10.25% (Base Rate + 9.00%)	10/31/2020	15,000	14,852	14,925	2.62%
Business Services	Second lien (2)						
OpenLink International, Inc.		7.75% (Base Rate + 6.25%)	10/30/2017	14,850	14,600	14,850	2.61%
Software	First lien(3)						

Landslide Holdings, Inc. (Crimson Acquisition Corp.)							
Software	First lien(3)	7.00% (Base Rate + 5.75%)	6/19/2018	14,625	14,353	14,671	2.57%
KPLT Holdings, Inc. (Centerplate, Inc., et al.)							
Consumer Services	Subordinated (2)	11.75% (10.25% + 1.50% PIK)*	4/16/2019	14,637	14,351	14,344	2.52%
Sabre Inc.							
Software	First lien(3)	7.25% (Base Rate + 6.00%)	12/29/2017	13,965	13,918	14,186	2.49%
Brock Holdings III, Inc.							
Industrial Services	Second lien (2)	10.00% (Base Rate + 8.25%)	3/16/2018	14,000	13,825	14,105	2.48%
Triple Point Technology, Inc.							
Software	First lien(3)	6.25% (Base Rate + 5.00%)	10/27/2017	12,968	12,549	13,021	2.28%
Lonestar Intermediate Super Holdings, LLC							
Business Services	Subordinated (2)	11.00% (Base Rate + 9.50%)	9/2/2019	12,000	11,666	12,765	2.24%
Aspen Dental Management, Inc							
Healthcare Services	First lien(3)	7.00% (Base Rate + 5.50%)	10/6/2016	12,870	12,652	12,210	2.14%

The accompanying notes are an integral part of these consolidated financial statements.

New Mountain Finance Holdings, L.L.C.

Consolidated Schedule of Investments (Continued)

December 31, 2012

(in thousands, except shares)

Portfolio Company, Location and Industry(1)	Type of Investment	Interest Rate	Maturity Date	Principal Amount, Par Value or Shares	Cost	Fair Value	Percent of Members' Capital
Van Wagner Communications, LLC							
Media	First lien(2)	8.25% (Base Rate + 7.00%)	8/3/2018	\$ 12,000	\$ 11,772	\$ 12,160	2.13%
Supervalu Inc.**							
Retail	First lien(2)	8.00% (Base Rate + 6.75%)	8/30/2018	11,940	11,597	12,146	2.13%
Vision Solutions, Inc.							
Software	Second lien(2)	9.50% (Base Rate + 8.00%)	7/23/2017	12,000	11,913	11,700	2.05%
Merrill Communications LLC							
Business Services	First lien(2)	10.75% (Base Rate + 7.50%)	3/10/2013	11,422	11,421	11,279	1.98%
MailSouth, Inc.							
Media	First lien(3)	6.75% (Base Rate + 5.00%)	12/14/2016	11,136	11,018	11,025	1.94%
Immucor, Inc.							
Healthcare Services	First lien(3)	5.75% (Base Rate + 4.50%)	8/19/2018	4,938	4,772	5,006	
	Subordinated (2)(7)	11.13%	8/15/2019	5,000	4,943	5,650	
				9,938	9,715	10,656	1.87%
Virtual Radiologic Corporation							
Healthcare Information Technology	First lien(3)	7.75% (Base Rate + 4.50%)	12/22/2016	14,702	14,550	10,291	1.81%
Permian Tank & Manufacturing, Inc.							
Energy	First lien(3)	9.00% (Base Rate + 7.25%)	3/15/2017	10,072	9,852	10,072	1.77%
Vertafore, Inc.							
Software	Second lien(2)	9.75% (Base Rate + 8.25%)	10/29/2017	10,000	9,924	10,050	1.76%
Merge Healthcare Inc.**							
Healthcare Services	First lien(2)(7)	11.75%	5/1/2015	9,000	8,916	9,709	1.70%
TransFirst Holdings, Inc.							
Business Services	Second lien(2)	11.00% (Base Rate + 9.75%)	6/27/2018	10,000	9,700	9,700	1.70%
Consona Holdings, Inc.							
Software	First lien(3)	7.25% (Base Rate + 6.00%)	8/6/2018	8,479	8,398	8,511	1.49%
Confie Seguros Holding II Co.							
Consumer Services	Second lien(2)	10.25% (Base Rate + 9.00%)	5/8/2019	8,000	7,842	8,040	1.41%
Physio-Control International, Inc.							
Healthcare Products	First lien(2)	9.88%	1/15/2019	7,000	7,000	7,717	1.35%
Surgery Center Holdings, Inc.							
Healthcare Services	First lien(3)	6.50% (Base Rate + 5.00%)	2/6/2017	6,834	6,809	6,800	1.19%
Research Pharmaceutical Services, Inc.							
Healthcare Services	First lien(3)	6.75% (Base Rate + 5.25%)	2/18/2017	7,125	7,046	6,662	1.17%
Alion Science and Technology Corporation							
Federal Services	First lien(2)(7)	12.00% (10.00% + 2.00% PIK)*	11/1/2014	6,320	6,131	6,093	1.07%
GCA Services Group, Inc.							
Business Services	Second lien(2)	9.25% (Base Rate + 8.00%)	11/1/2020	5,000	4,951	4,900	0.86%
Education Management LLC**							
Education	First lien(3)	8.25% (Base Rate + 7.00%)	3/30/2018	5,058	4,921	4,232	0.74%
Brickman Group Holdings, Inc.							
Business Services	Subordinated (2)	9.13%	11/1/2018	3,650	3,342	3,842	0.68%
Ozburn-Hessey Holding Company LLC							
		11.50% (Base					

Distribution & Logistics(10)	Second lien(2)	Rate + 9.50%)	10/10/2016	4,000	3,947	3,680	0.65%
YP Holdings LLC(8)							
YP Intermediate Holdings Corp. / YP Intermediate Holdings II LLC							
Media	Second lien(2)	15.00% (12.00% + 3.00% PIK)*	5/18/2017	3,559	3,326	3,586	0.63%
Mach Gen, LLC							
Power Generation	Second lien(2)	7.82% PIK (Base Rate + 7.50%)*	2/22/2015	3,676	3,474	2,396	0.42%
ATI Acquisition Company (fka Ability Acquisition, Inc.)							
Education	First lien(2)	12.25% (Base Rate + 5.00% + 4.00% PIK)(5)*	12/30/2014	4,432	4,306	—	
	First lien(2)	17.25% (Base Rate + 10.00% + 4.00% PIK)(5)*	6/30/2012 —Past Due	1,665	1,517	649	
	First lien(2)	17.25% (Base Rate + 10.00% + 4.00% PIK)(5)*	6/30/2012 —Past Due	<u>103</u>	<u>94</u>	<u>103</u>	
				<u>6,200</u>	<u>5,917</u>	<u>752</u>	0.13%
Airvana Network Solutions Inc.							
Software	First lien(2)	10.00% (Base Rate + 8.00%)	3/25/2015	<u>648</u>	<u>640</u>	<u>650</u>	0.11%
Total Funded Debt Investments—United States				\$ 942,670	\$921,787	\$925,287	162.35%
Total Funded Debt Investments				\$ 997,289	\$975,117	\$980,510	172.04%

The accompanying notes are an integral part of these consolidated financial statements.

New Mountain Finance Holdings, L.L.C.

Consolidated Schedule of Investments (Continued)

December 31, 2012

(in thousands, except shares)

Portfolio Company, Location and Industry(1)	Type of Investment	Interest Rate	Maturity Date	Principal Amount, Par Value or Shares	Cost	Fair Value	Percent of Members' Capital	
Equity—Bermuda								
Stratus Technologies Bermuda Holdings Ltd. (4)**								
Information Technology	Ordinary shares(2)	—	—	144,270	\$ 65	\$ 65		
	Preferred shares(2)	—	—	32,830	15	15		
					80	80	0.01%	
Total Shares—Bermuda					\$ 80	\$ 80	0.01%	
Equity—United States								
Global Knowledge Training LLC								
Education	Ordinary shares(2)	—	—	2	\$ 2	\$ 2		
	Preferred shares(2)	—	—	2,423	1,195	2,423		
					1,197	2,425	0.43%	
Total Shares—United States					\$ 1,197	\$ 2,425	0.43%	
Total Shares					\$ 1,277	\$ 2,505	0.44%	
Warrants—United States								
YP Holdings LLC(8)								
YP Equity Investors LLC								
Media	Warrants(2)	—	—	5	\$ 466	\$ 7,230	1.27%	
Alion Science and Technology Corporation								
Federal Services	Warrants(2)	—	—	6,000	293	192	0.03%	
PODS, Inc.(6)								
Storapod Holding Company, Inc.								
Consumer Services	Warrants(2)	—	—	360,129	156	156	0.03%	
Learning Care Group (US), Inc.								
Education	Warrants(2)	—	—	844	194	14	0.00%	
Total Warrants—United States					\$ 1,109	\$ 7,592	1.33%	
Total Funded Investments					\$977,503	\$990,607	173.81%	
Unfunded Debt Investments—United States								
Advantage Sales & Marketing Inc.								
Business Services	First lien (2)(9)—Undrawn	—	12/17/2015	\$ 10,500	\$ (1,260)	\$ (787)	(0.14)%	
Total Unfunded Debt Investments					\$ 10,500	\$ (1,260)	\$ (787)	(0.14)%
Total Investments					\$976,243	\$989,820	173.67%	

- (1) New Mountain Finance Holdings, L.L.C. (the "Operating Company") generally acquires its investments in private transactions exempt from registration under the Securities Act of 1933, as amended (the "Securities Act"). These investments are generally subject to certain limitations on resale, and may be deemed to be "restricted securities" under the Securities Act.
- (2) The Holdings Credit Facility is collateralized by the indicated investments.
- (3) The SLF Credit Facility is collateralized by the indicated investments.
- (4) The Operating Company holds investments in two related entities of Stratus Technologies Bermuda Holdings, Ltd. ("Stratus Holdings"). The Operating Company directly holds ordinary and preferred equity in Stratus Holdings and has a credit investment in the joint issuers of Stratus Technologies Bermuda Ltd. ("Stratus Bermuda") and Stratus Technologies, Inc. ("Stratus U.S."), collectively, the "Stratus Notes". Stratus U.S. is a wholly-owned subsidiary of Stratus Bermuda, which in turn is a wholly-owned subsidiary of Stratus Holdings. Stratus Holdings is the parent guarantor of the credit investment of the Stratus Notes.
- (5) Investment is on non-accrual status.
- (6) The Operating Company holds investments in two related entities of PODS, Inc. The Operating Company directly holds warrants in Storapod Holding Company, Inc. ("Storapod") and has a credit investment in Storapod through Storapod WCF II Limited ("Storapod WCF II"). Storapod WCF II is a special purpose entity used to enter into a Shari'ah-compliant financing arrangement with Storapod. Additionally, the Operating Company has a credit investment in PODS Funding Corp. II ("PODS II"). PODS, Inc. is a wholly-owned subsidiary of PODS Holding, Inc., which in turn is a majority-owned subsidiary of Storapod. PODS II is a special purpose entity used to enter into a Shari'ah-compliant financing arrangement with PODS, Inc. and its subsidiary, PODS Enterprises, Inc.

- (7) Securities are registered under the Securities Act.
- (8) The Operating Company holds investments in two related entities of YP Holdings LLC. The Operating Company directly holds warrants to purchase a 4.96% membership interest of YP Equity Investors, LLC (which at closing represented an indirect 1.0% equity interest in YP Holdings LLC) and holds an investment in the Term Loan B loans issued by YP Intermediate Holdings Corp. and YP Intermediate Holdings II LLC (together "YP Intermediate"), a subsidiary of YP Holdings LLC.
- (9) Par Value amounts represent the drawn or undrawn (as indicated in type of investment) portion of revolving credit facilities. Cost amounts represent the cash received at settlement date net the impact of paydowns and cash paid for drawn revolvers.
- (10) Industries were disclosed separately in previously issued financial statements.
- * All or a portion of interest contains payments-in-kind ("PIK").
- ** Indicates assets that the Operating Company deems to be "non-qualifying assets" under Section 55(a) of the Investment Company Act of 1940, as amended. Qualifying assets must represent at least 70.00% of the Operating Company's total assets at the time of acquisition of any additional non-qualifying assets.

The accompanying notes are an integral part of these consolidated financial statements.

New Mountain Finance Holdings, L.L.C.

Consolidated Schedule of Investments (Continued)

December 31, 2012

<u>Investment Type</u>	<u>December 31, 2012</u> Percent of Total Investments at Fair Value
First lien	49.86%
Second lien	44.56%
Subordinated	4.56%
Equity and other	1.02%
Total investments	100.00%

<u>Industry Type</u>	<u>December 31, 2012</u> Percent of Total Investments at Fair Value
Software	24.92%
Education	15.17%
Healthcare Services	14.52%
Business Services	14.49%
Federal Services	9.64%
Distribution & Logistics(1)	5.23%
Consumer Services	4.21%
Media	3.44%
Healthcare Products	2.75%
Industrial Services	1.42%
Retail	1.23%
Healthcare Information Technology	1.04%
Energy	1.02%
Information Technology	0.68%
Power Generation	0.24%
Total investments	100.00%

(1) Industries were disclosed separately in previously issued financial statements.

The accompanying notes are an integral part of these consolidated financial statements.

New Mountain Finance Corporation**Statements of Assets and Liabilities****(in thousands, except shares and per share data)**

	<u>December 31, 2013</u>	<u>December 31, 2012</u>
Assets		
Investment in New Mountain Finance Holdings, L.L.C., at fair value (cost of \$633,835 and \$335,730, respectively)	\$ 650,107	\$ 341,926
Distribution receivable from New Mountain Finance Holdings, L.L.C.	—	3,405
Total assets	<u>\$ 650,107</u>	<u>\$ 345,331</u>
Liabilities		
Dividends payable	—	3,405
Total liabilities	<u>—</u>	<u>3,405</u>
Net assets		
Preferred stock, par value \$0.01 per share, 2,000,000 shares authorized, none issued	—	—
Common stock, par value \$0.01 per share 100,000,000 shares authorized, and 45,224,755 and 24,326,251 shares issued and outstanding, respectively	452	243
Paid in capital in excess of par	633,383	335,487
Accumulated undistributed net realized gains	5,056	952
Net unrealized appreciation	11,216	5,244
Total net assets	<u>\$ 650,107</u>	<u>\$ 341,926</u>
Total liabilities and net assets	<u>\$ 650,107</u>	<u>\$ 345,331</u>
Number of shares outstanding	45,224,755	24,326,251
Net asset value per share	<u>\$ 14.38</u>	<u>\$ 14.06</u>

The accompanying notes are an integral part of these financial statements.

New Mountain Finance Corporation

Statements of Operations

(in thousands, except shares and per share data)

	Years ended December 31,		From May 19, 2011 (commencement of operations) to December 31, 2011
	2013	2012	
Net investment income allocated from New Mountain Finance Holdings, L.L.C.			
Interest income	\$ 84,925	\$ 36,439	\$ 13,437
Dividend income	3,567	455	—
Other income	2,384	617	232
Total expenses	<u>(40,355)</u>	<u>(17,719)</u>	<u>(5,324)</u>
Net investment income allocated from New Mountain Finance Holdings, L.L.C.	50,521	19,792	8,345
Net realized and unrealized gain (loss) allocated from New Mountain Finance Holdings, L.L.C.			
Net realized gains on investment	5,427	7,593	1,141
Net change in unrealized appreciation (depreciation) of investments	<u>6,016</u>	<u>4,494</u>	<u>(5,376)</u>
Net realized and unrealized gain (loss) allocated from New Mountain Finance Holdings, L.L.C.	<u>11,443</u>	<u>12,087</u>	<u>(4,235)</u>
Total net increase in net assets resulting from operations allocated from New Mountain Finance Holdings, L.L.C.	<u>61,964</u>	<u>31,879</u>	<u>4,110</u>
Net change in unrealized (depreciation) appreciation of investment in New Mountain Finance Holdings, L.L.C.	<u>(44)</u>	<u>(95)</u>	<u>6,221</u>
Net increase in net assets resulting from operations	<u>\$ 61,920</u>	<u>\$ 31,784</u>	<u>\$ 10,331</u>
Basic earnings per share	\$ 1.76	\$ 2.14	\$ 0.97
Weighted average shares of common stock outstanding—basic (See Note 12)	35,092,722	14,860,838	10,697,691
Diluted earnings per share	\$ 1.79	\$ 2.18	\$ 0.38
Weighted average shares of common stock outstanding—diluted (See Note 12)	44,021,920	34,011,738	30,919,629

The accompanying notes are an integral part of these financial statements.

New Mountain Finance Corporation**Statements of Changes in Net Assets****(in thousands)**

	<u>Years ended December 31,</u>		<u>From May 19, 2011</u>
	<u>2013</u>	<u>2012</u>	<u>(commencement of operations) to December 31, 2011</u>
Increase (decrease) in net assets resulting from operations:			
Net investment income allocated from New Mountain Finance Holdings, L.L.C.	\$ 50,521	\$ 19,792	\$ 8,345
Net realized gains on investments allocated from New Mountain Finance Holdings, L.L.C.	5,427	7,593	1,141
Net change in unrealized appreciation (depreciation) of investments allocated from New Mountain Finance Holdings, L.L.C.	6,016	4,494	(5,376)
Net change in unrealized (depreciation) appreciation of investment in New Mountain Finance Holdings, L.L.C.	(44)	(95)	6,221
Net increase in net assets resulting from operations	<u>61,920</u>	<u>31,784</u>	<u>10,331</u>
Capital transactions			
Net proceeds from shares sold	100,040	133,428	129,865
Deferred offering costs allocated from New Mountain Finance Holdings, L.L.C.	(281)	(323)	(3,998)
Value of shares issued for exchanged units	193,262	56,314	18,489
Dividends declared	(51,844)	(26,719)	(9,200)
Reinvestment of dividends	5,084	1,955	—
Total net increase in net assets resulting from capital transactions	<u>246,261</u>	<u>164,655</u>	<u>135,156</u>
Net increase in net assets	<u>308,181</u>	<u>196,439</u>	<u>145,487</u>
Net assets at the beginning of the period	<u>341,926</u>	<u>145,487</u>	<u>—</u>
Net assets at the end of the period	<u><u>650,107</u></u>	<u><u>\$ 341,926</u></u>	<u><u>\$ 145,487</u></u>

The accompanying notes are an integral part of these financial statements.

New Mountain Finance Corporation

Statements of Cash Flows

(in thousands)

	<u>Years ended December 31,</u>		<u>From May 19, 2011</u>
	<u>2013</u>	<u>2012</u>	<u>(commencement of operations) to December 31, 2011</u>
Cash flows from operating activities:			
Net increase in net assets resulting from operations	\$ 61,920	\$ 31,784	\$ 10,331
Adjustments to reconcile net (increase) decrease in net assets resulting from operations to net cash (used in) provided by operating activities:			
Net investment income allocated from New Mountain Finance Holdings, L.L.C.	(50,521)	(19,792)	(8,345)
Net realized and unrealized (gains) losses allocated from New Mountain Finance Holdings, L.L.C.	(11,443)	(12,087)	4,235
Net change in unrealized depreciation (appreciation) in New Mountain Finance Holdings, L.L.C.	44	95	(6,221)
(Increase) decrease in operating assets:			
Purchase of investment	(100,040)	(133,428)	(129,865)
Distributions from New Mountain Finance Holdings, L.L.C.	50,165	23,314	9,200
Net cash flows used in by operating activities	<u>(49,875)</u>	<u>(110,114)</u>	<u>(120,665)</u>
Cash flows from financing activities:			
Net proceeds from shares sold	100,040	133,428	129,865
Dividends declared	(50,165)	(23,314)	(9,200)
Net cash flows provided by financing activities	<u>49,875</u>	<u>110,114</u>	<u>120,665</u>
Net increase (decrease) in cash and cash equivalents	<u>—</u>	<u>—</u>	<u>—</u>
Cash and cash equivalents at the beginning of the period	<u>—</u>	<u>—</u>	<u>—</u>
Cash and cash equivalents at the end of the period	<u>\$ —</u>	<u>\$ —</u>	<u>\$ —</u>
Non-cash operating activities:			
Distribution receivable from New Mountain Finance Holdings, L.L.C.	\$ —	\$ 3,405	\$ —
Non-cash financing activities:			
Dividends declared and payable	\$ —	\$ (3,405)	\$ —
New Mountain Guardian Partners, L.P. exchange of New Mountain Finance Holdings, L.L.C. units for shares	—	—	18,489
New Mountain Finance AIV Holdings Corporation exchange of New Mountain Finance Holdings, L.L.C. units for shares	193,262	56,314	—
Value of shares issued in connection with dividend reinvestment plan	5,084	1,955	—
Deferred offering costs allocated from New Mountain Finance Holdings, L.L.C.	(281)	(323)	(3,998)

The accompanying notes are an integral part of these financial statements.

New Mountain Finance AIV Holdings Corporation**Statements of Assets and Liabilities****(in thousands, except shares)**

	<u>December 31, 2013</u>	<u>December 31, 2012</u>
Assets		
Investment in New Mountain Finance Holdings, L.L.C., at fair value (cost of \$61,993 and \$244,015, respectively)	\$ 38,409	\$ 228,013
Distributions receivable from New Mountain Finance Holdings, L.L.C.	—	7,786
Total assets	<u>\$ 38,409</u>	<u>\$ 235,799</u>
Liabilities		
Dividends payable	—	7,786
Total liabilities	<u>—</u>	<u>7,786</u>
Net assets		
Common stock, par value \$0.01 per share 100 shares issued and outstanding	—(1)	—(1)
Paid in capital in excess of par	61,993	244,015
Distributions in excess of net realized gains	(26,812)	(6,676)
Net unrealized appreciation (depreciation)	3,228	(9,326)
Total net assets	<u>38,409</u>	<u>228,013</u>
Total liabilities and net assets	<u>\$ 38,409</u>	<u>\$ 235,799</u>

(1) As of December 31, 2013 and December 31, 2012, the par value of the total common stock was \$1.

The accompanying notes are an integral part of these financial statements.

New Mountain Finance AIV Holdings Corporation

Statements of Operations

(in thousands)

	Years ended December 31,		From May 19, 2011
	2013	2012	(commencement of operations) to December 31, 2011
Net investment income allocated from New Mountain Finance Holdings, L.L.C.			
Interest income	\$ 22,102	\$ 47,207	\$ 25,399
Dividend income	1,482	357	—
Other income	452	712	439
Total expenses	(10,881)	(22,850)	(10,063)
Net investment income allocated from New Mountain Finance Holdings, L.L.C.	13,155	25,426	15,775
Net realized and unrealized gain (loss) allocated from New Mountain Finance Holdings, L.L.C.			
Net realized gains on investments	1,826	11,259	2,158
Net change in unrealized appreciation (depreciation) of investments	1,978	5,433	(10,163)
Net realized and unrealized gain (loss) allocated from New Mountain Finance Holdings, L.L.C.	3,804	16,692	(8,005)
Total net increase in net assets resulting from operations allocated from New Mountain Finance Holdings, L.L.C.	16,959	42,118	7,770
Net realized (losses) gains on investment in New Mountain Finance Holdings, L.L.C.	(14,925)	381	—
Net change in unrealized appreciation (depreciation) on investment in New Mountain Finance Holdings, L.L.C.	10,576	1,616	(6,212)
Net increase in net assets resulting from operations	<u>\$ 12,610</u>	<u>\$ 44,115</u>	<u>\$ 1,558</u>

The accompanying notes are an integral part of these financial statements.

New Mountain Finance AIV Holdings Corporation

Statements of Changes in Net Assets

(in thousands)

	Years ended December 31,		From May 19, 2011
	2013	2012	(commencement of operations) to December 31, 2011
Increase (decrease) in net assets resulting from operations:			
Net investment income allocated from New Mountain Finance Holdings, L.L.C.	\$ 13,155	\$ 25,426	\$ 15,775
Net realized gains on investments allocated from New Mountain Finance Holdings, L.L.C.	1,826	11,259	2,158
Net change in unrealized appreciation (depreciation) of investments allocated from New Mountain Finance Holdings, L.L.C.	1,978	5,433	(10,163)
Net realized (losses) gains on investment in New Mountain Finance Holdings, L.L.C.	(14,925)	381	—
Net change in unrealized appreciation (depreciation) on investment in New Mountain Finance Holdings, L.L.C.	10,576	1,616	(6,212)
Net increase in net assets resulting from operations	12,610	44,115	1,558
Capital transactions			
Distribution to New Mountain Guardian AIV, L.P.	(188,868)	(58,216)	—
Deferred offering costs allocated from New Mountain Finance Holdings, L.L.C.	(50)	(241)	(7,559)
Contributions from exchanged shares	—	—	298,407
Dividends declared	(13,296)	(32,660)	(17,391)
Total net (decrease) increase in net assets resulting from capital transactions	(202,214)	(91,117)	273,457
Net (decrease) increase in net assets	(189,604)	(47,002)	275,015
Net assets at the beginning of the period	228,013	275,015	—
Net assets at the end of the period	\$ 38,409	\$ 228,013	\$ 275,015

The accompanying notes are an integral part of these financial statements.

New Mountain Finance AIV Holdings Corporation

Statements of Cash Flows

(in thousands)

	<u>Years ended December 31,</u>		<u>From May 19, 2011</u>
	<u>2013</u>	<u>2012</u>	<u>(commencement of operations) to December 31, 2011</u>
Cash flows from operating activities:			
Net increase in net assets resulting from operations	\$ 12,610	\$ 44,115	\$ 1,558
Adjustments to reconcile net (increase) decrease in net assets resulting from operations to net cash (used in) provided by operating activities:			
Net investment income allocated from New Mountain Finance Holdings, L.L.C.	(13,155)	(25,426)	(15,775)
Net realized and unrealized (gains) losses allocated from New Mountain Finance Holdings, L.L.C.	(3,804)	(16,692)	8,005
Net realized losses (gains) on investment in New Mountain Finance Holdings, L.L.C.	14,925	(381)	—
Net change in unrealized (appreciation) depreciation in New Mountain Finance Holdings, L.L.C.	(10,576)	(1,616)	6,212
(Increase) decrease in operating assets:			
Distributions from New Mountain Finance Holdings, L.L.C.	21,082	24,874	17,391
Net cash flows provided by operating activities	<u>21,082</u>	<u>24,874</u>	<u>17,391</u>
Cash flows from financing activities:			
Net proceeds from shares sold	188,868	58,216	—
Distribution to New Mountain Guardian AIV, L.P.	(188,868)	(58,216)	—
Dividends declared	(21,082)	(24,874)	(17,391)
Net cash flows used in financing activities	<u>(21,082)</u>	<u>(24,874)</u>	<u>(17,391)</u>
Net increase (decrease) in cash and cash equivalents	—	—	—
Cash and cash equivalents at the beginning of the period	—	—	—
Cash and cash equivalents at the end of the period	<u>\$ —</u>	<u>\$ —</u>	<u>\$ —</u>
Non-cash operating activities:			
Distribution receivable from New Mountain Finance Holdings, L.L.C.	\$ —	\$ 7,786	\$ —
Non-cash financing activities:			
Dividends declared and payable	\$ —	\$ (7,786)	\$ —
New Mountain Guardian AIV, L.P. contribution of New Mountain Finance Holdings, L.L.C. units for shares of New Mountain Finance AIV Holdings, L.L.C.	—	—	298,407
Deferred offering costs allocated from New Mountain Finance Holdings, L.L.C.	(50)	(241)	(7,559)

The accompanying notes are an integral part of these financial statements.

**Combined Notes to the Consolidated Financial Statements of New Mountain Finance Holdings, L.L.C.,
the Financial Statements of New Mountain Finance Corporation and the Financial Statements
of New Mountain Finance AIV Holdings Corporation**

December 31, 2013

(in thousands, except units/shares and per unit/share data)

The information in these combined notes to the financial statements relates to each of the three separate registrants: New Mountain Finance Holdings, L.L.C., New Mountain Finance Corporation and New Mountain Finance AIV Holdings Corporation (collectively, the "Companies"). Information that relates to an individual registrant will be specifically referenced by the respective company. None of the Companies makes any representation as to the information related solely to the other registrants other than itself.

Note 1. Formation and Business Purpose

New Mountain Finance Holdings, L.L.C. (the "Operating Company" or the "Master Fund") is a Delaware limited liability company. The Operating Company is externally managed and has elected to be treated as a business development company ("BDC") under the Investment Company Act of 1940, as amended (the "1940 Act"). As such, the Operating Company is obligated to comply with certain regulatory requirements. The Operating Company intends to be treated as a partnership for federal income tax purposes for so long as it has at least two members.

The Operating Company is externally managed by New Mountain Finance Advisers BDC, L.L.C. (the "Investment Adviser"). New Mountain Finance Administration, L.L.C. (the "Administrator") provides the administrative services necessary for operations. The Investment Adviser and Administrator are wholly-owned subsidiaries of New Mountain Capital (defined as New Mountain Capital Group, L.L.C. and its affiliates). New Mountain Capital is a firm with a track record of investing in the middle market and with assets under management (which includes amounts committed, not all of which have been drawn down and invested to date) totaling more than \$12.0 billion as of December 31, 2013, which includes total assets held by the Operating Company. New Mountain Capital focuses on investing in defensive growth companies across its private equity, public equity, and credit investment vehicles. The Operating Company, formerly known as New Mountain Guardian (Leveraged), L.L.C., was originally formed as a subsidiary of New Mountain Guardian AIV, L.P. ("Guardian AIV") by New Mountain Capital in October 2008. Guardian AIV was formed through an allocation of approximately \$300.0 million of the \$5.1 billion of commitments supporting New Mountain Partners III, L.P., a private equity fund managed by New Mountain Capital. In February 2009, New Mountain Capital formed a co-investment vehicle, New Mountain Guardian Partners, L.P., comprising \$20.4 million of commitments. New Mountain Guardian (Leveraged), L.L.C. and New Mountain Guardian Partners, L.P., together with their respective direct and indirect wholly-owned subsidiaries, are defined as the "Predecessor Entities".

New Mountain Finance Corporation ("NMFC") is a Delaware corporation that was originally incorporated on June 29, 2010. NMFC is a closed-end, non-diversified management investment company that has elected to be treated as a BDC under the 1940 Act. As such, NMFC is obligated to comply with certain regulatory requirements. NMFC has elected to be treated, and intends to comply with the requirements to continue to qualify annually, as a regulated investment company ("RIC") under Subchapter M of the Internal Revenue Code of 1986, as amended, (the "Code").

New Mountain Finance AIV Holdings Corporation ("AIV Holdings") is a Delaware corporation that was originally incorporated on March 11, 2011. Guardian AIV, a Delaware limited partnership, is AIV Holdings' sole stockholder. AIV Holdings is a closed-end, non-diversified management investment company that has elected to be treated as a BDC under the 1940 Act. As such, AIV Holdings is

**Combined Notes to the Consolidated Financial Statements of New Mountain Finance Holdings, L.L.C.,
the Financial Statements of New Mountain Finance Corporation and the Financial Statements
of New Mountain Finance AIV Holdings Corporation (Continued)**

December 31, 2013

(in thousands, except units/shares and per unit/share data)

Note 1. Formation and Business Purpose (Continued)

obligated to comply with certain regulatory requirements. AIV Holdings has elected to be treated, and intends to comply with the requirements to continue to qualify annually, as a RIC under the Code.

On May 19, 2011, NMFC priced its initial public offering (the "IPO") of 7,272,727 shares of common stock at a public offering price of \$13.75 per share. Concurrently with the closing of the IPO and at the public offering price of \$13.75 per share, NMFC sold an additional 2,172,000 shares of its common stock to certain executives and employees of, and other individuals affiliated with, New Mountain Capital in a concurrent private placement (the "Concurrent Private Placement"). Additionally, 1,252,964 shares were issued to the partners of New Mountain Guardian Partners, L.P. at that time for their ownership interest in the Predecessor Entities. In connection with NMFC's IPO and through a series of transactions, the Operating Company owns all of the operations of the Predecessor Entities, including all of the assets and liabilities related to such operations.

NMFC and AIV Holdings are holding companies with no direct operations of their own, and their sole asset is their ownership in the Operating Company. NMFC and AIV Holdings each entered into a joinder agreement with respect to the Limited Liability Company Agreement, as amended and restated, of the Operating Company, pursuant to which NMFC and AIV Holdings were admitted as members of the Operating Company. NMFC acquired from the Operating Company, with the gross proceeds of the IPO and the Concurrent Private Placement, common membership units ("units") of the Operating Company (the number of units are equal to the number of shares of NMFC's common stock sold in the IPO and the Concurrent Private Placement). Additionally, NMFC received units of the Operating Company equal to the number of shares of common stock of NMFC issued to the partners of New Mountain Guardian Partners, L.P. Guardian AIV was the parent of the Operating Company prior to the IPO and, as a result of the transactions completed in connection with the IPO, obtained units in the Operating Company. Guardian AIV contributed its units in the Operating Company to its newly formed subsidiary, AIV Holdings, in exchange for common stock of AIV Holdings. AIV Holdings has the right to exchange all or any portion of its units in the Operating Company for shares of NMFC's common stock on a one-for-one basis at any time.

Since NMFC's IPO, and through December 31, 2013, NMFC raised approximately \$233,468 in net proceeds from additional offerings of common stock and issued shares of its common stock valued at approximately \$249,576 on behalf of AIV Holdings for exchanged units. NMFC acquired from the Operating Company units of the Operating Company equal to the number of shares of NMFC's common stock sold in the additional offerings. As of December 31, 2013, NMFC and AIV Holdings owned approximately 94.4% and 5.6%, respectively, of the units of the Operating Company.

The current structure was designed to generally prevent NMFC from being allocated taxable income with respect to unrecognized gains that existed at the time of the IPO in the Predecessor Entities' assets, and rather such amounts would be allocated generally to AIV Holdings. The result is that any distributions made to NMFC's stockholders that are attributable to such gains generally will not be treated as taxable dividends but rather as return of capital.

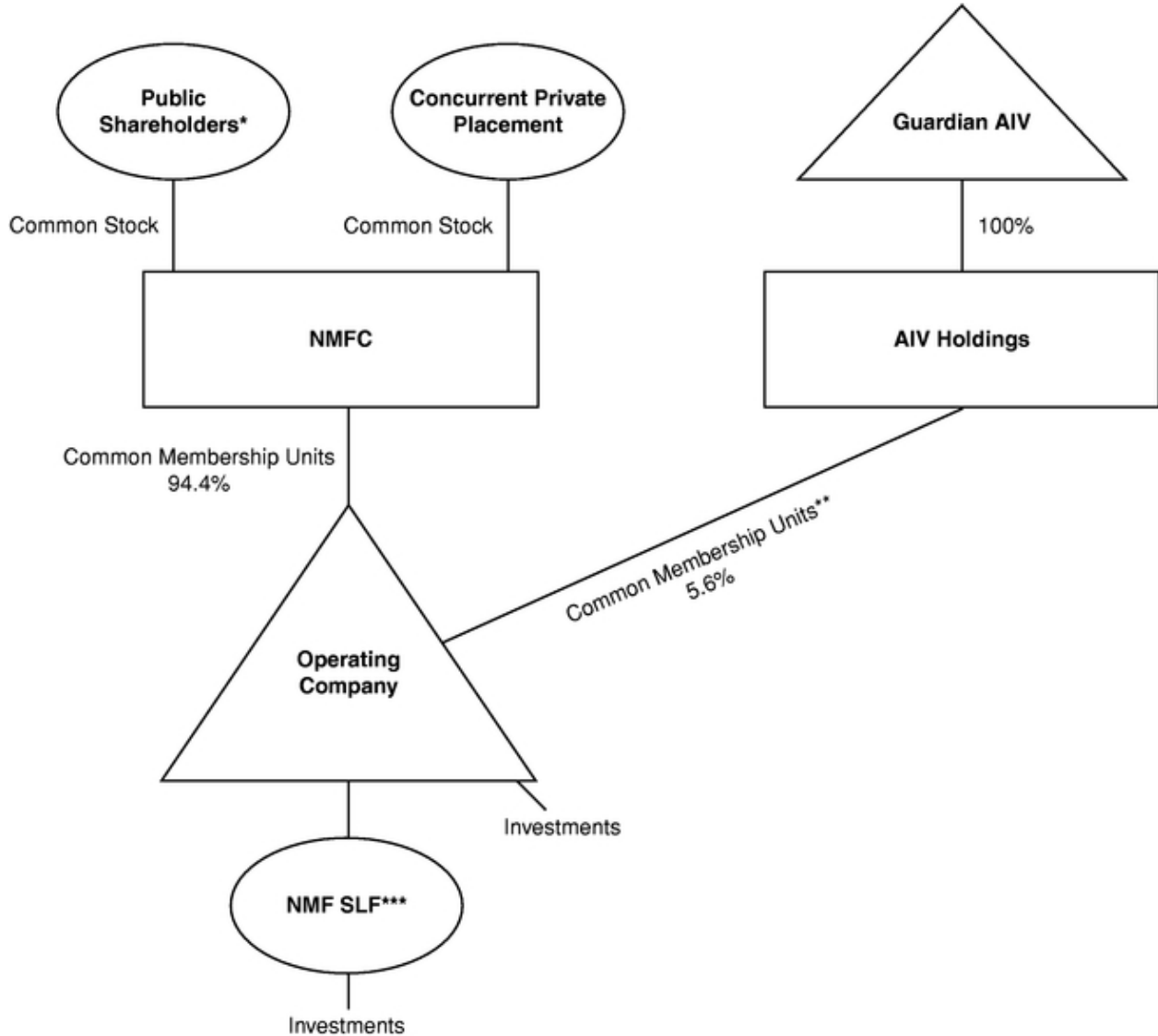
**Combined Notes to the Consolidated Financial Statements of New Mountain Finance Holdings, L.L.C.,
the Financial Statements of New Mountain Finance Corporation and the Financial Statements
of New Mountain Finance AIV Holdings Corporation (Continued)**

December 31, 2013

(in thousands, except units/shares and per unit/share data)

Note 1. Formation and Business Purpose (Continued)

The diagram below depicts the Companies' organizational structure as of December 31, 2013.



* Includes partners of New Mountain Guardian Partners, L.P.

** These common membership units are exchangeable into shares of NMFC common stock on a one-for-one basis.

*** New Mountain Finance SPV Funding, L.L.C. ("NMF SLF").

**Combined Notes to the Consolidated Financial Statements of New Mountain Finance Holdings, L.L.C.,
the Financial Statements of New Mountain Finance Corporation and the Financial Statements
of New Mountain Finance AIV Holdings Corporation (Continued)**

December 31, 2013

(in thousands, except units/shares and per unit/share data)

Note 1. Formation and Business Purpose (Continued)

The Operating Company's investment objective is to generate current income and capital appreciation through the sourcing and origination of debt securities at all levels of the capital structure, including first and second lien debt, notes, bonds and mezzanine securities. In some cases, the Operating Company's investments may also include equity interests. The primary focus is in the debt of defensive growth companies, which are defined as generally exhibiting the following characteristics: (i) sustainable secular growth drivers, (ii) high barriers to competitive entry, (iii) high free cash flow after capital expenditure and working capital needs, (iv) high returns on assets and (v) niche market dominance.

Note 2. Summary of Significant Accounting Policies

Basis of accounting—The Companies' financial statements have been prepared in conformity with accounting principles generally accepted in the United States of America ("GAAP"). The Operating Company consolidates its wholly-owned subsidiary, NMF SLF. NMFC and AIV Holdings do not consolidate the Operating Company. NMFC and AIV Holdings apply investment company master-feeder financial statement presentation, as described in Accounting Standards Codification 946, *Financial Services—Investment Companies*, ("ASC 946") to their interest in the Operating Company. NMFC and AIV Holdings observe that it is industry practice to follow the presentation prescribed for a master fund-feeder fund structure in ASC 946 in instances in which a master fund is owned by more than one feeder fund and that such presentation provides stockholders of NMFC and AIV Holdings with a clearer depiction of their investment in the master fund.

The Companies' financial statements reflect all adjustments and reclassifications which, in the opinion of management, are necessary for the fair presentation of the results of operations and financial condition for all periods presented. All intercompany transactions have been eliminated. Revenues are recognized when earned and expenses when incurred. The financial results of the Operating Company's portfolio investments are not consolidated in the financial statements. Prior to the IPO, an affiliate of the Predecessor Entities paid a majority of the management and incentive fees. Historical operating expenses do not reflect the allocation of certain professional fees, administrative and other expenses that have been incurred following the completion of the IPO. Accordingly, the Operating Company's historical operating expenses are not comparable to its operating expenses after the completion of the IPO.

The Companies' financial statements are prepared in accordance with GAAP and pursuant to the requirements for reporting on Form 10-K and Article 6 of Regulation S-X. In the opinion of management, all adjustments, consisting solely of normal recurring accruals considered necessary for the fair presentation of financial statements have been included.

Investments—The Operating Company applies fair value accounting in accordance with GAAP. Fair value is the amount that would be received to sell an asset or paid to transfer a liability in an orderly transaction between market participants at the measurement date. Investments are reflected on the Operating Company's Consolidated Statements of Assets, Liabilities and Members' Capital at fair value, with changes in unrealized gains and losses resulting from changes in fair value reflected in the Operating Company's Consolidated Statements of Operations as "Net change in unrealized

**Combined Notes to the Consolidated Financial Statements of New Mountain Finance Holdings, L.L.C.,
the Financial Statements of New Mountain Finance Corporation and the Financial Statements
of New Mountain Finance AIV Holdings Corporation (Continued)**

December 31, 2013

(in thousands, except units/shares and per unit/share data)

Note 2. Summary of Significant Accounting Policies (Continued)

appreciation (depreciation) of investments" and realizations on portfolio investments reflected in the Operating Company's Consolidated Statements of Operations as "Net realized gains (losses) on investments".

The Operating Company values its assets on a quarterly basis, or more frequently if required under the 1940 Act. In all cases, the Operating Company's board of directors is ultimately and solely responsible for determining the fair value of the portfolio investments on a quarterly basis in good faith, including investments that are not publicly traded, those whose market prices are not readily available and any other situation where its portfolio investments require a fair value determination. Security transactions are accounted for on a trade date basis. The Operating Company's quarterly valuation procedures are set forth in more detail below:

- (1) Investments for which market quotations are readily available on an exchange are valued at such market quotations based on the closing price indicated from independent pricing services.
- (2) Investments for which indicative prices are obtained from various pricing services and/or brokers or dealers are valued through a multi-step valuation process, as described below, to determine whether the quote(s) obtained is representative of fair value in accordance with GAAP.
 - a. Bond quotes are obtained through independent pricing services. Internal reviews are performed by the investment professionals of the Investment Adviser to ensure that the quote obtained is representative of fair value in accordance with GAAP and if so, the quote is used. If the Investment Adviser is unable to sufficiently validate the quote(s) internally and if the investment's par value or its fair value exceeds the materiality threshold, the investment is valued similarly to those assets with no readily available quotes (see (3) below); and
 - b. For investments other than bonds, the Operating Company looks at the number of quotes readily available and performs the following:
 - i. Investments for which two or more quotes are received from a pricing service are valued using the mean of the mean of the bid and ask of the quotes obtained.
 - ii. Investments for which one quote is received from a pricing service are validated internally. The investment professionals of the Investment Adviser analyze the market quotes obtained using an array of valuation methods (further described below) to validate the fair value. If the Investment Adviser is unable to sufficiently validate the quote internally and if the investment's par value or its fair value exceeds the materiality threshold, the investment is valued similarly to those assets with no readily available quotes (see (3) below).

**Combined Notes to the Consolidated Financial Statements of New Mountain Finance Holdings, L.L.C.,
the Financial Statements of New Mountain Finance Corporation and the Financial Statements
of New Mountain Finance AIV Holdings Corporation (Continued)**

December 31, 2013

(in thousands, except units/shares and per unit/share data)

Note 2. Summary of Significant Accounting Policies (Continued)

- (3) Investments for which quotations are not readily available through exchanges, pricing services, brokers, or dealers are valued through a multi-step valuation process:
- a. Each portfolio company or investment is initially valued by the investment professionals of the Investment Adviser responsible for the credit monitoring;
 - b. Preliminary valuation conclusions will then be documented and discussed with the Operating Company's senior management;
 - c. If an investment falls into (3) above for four consecutive quarters and if the investment's par value or its fair value exceeds the materiality threshold, then at least once each fiscal year, the valuation for each portfolio investment for which the Operating Company does not have a readily available market quotation will be reviewed by an independent valuation firm engaged by the Companies' board of directors; and
 - d. When deemed appropriate by the Operating Company's management, an independent valuation firm may be engaged to review and value investment(s) of a portfolio company, without any preliminary valuation being performed by the Investment Adviser. The investment professionals of the Investment Adviser will review and validate the value provided.

For investments in revolving credit facilities and delayed draw commitments, the cost basis of the funded investments purchased is offset by any netbacks received for any unfunded portion on the total balance committed. The fair value is also adjusted for the price appreciation or depreciation on the unfunded portion. As a result, the purchase of commitments not completely funded may result in a negative fair value until it is called and funded.

The values assigned to investments are based upon available information and do not necessarily represent amounts which might ultimately be realized, since such amounts depend on future circumstances and cannot be reasonably determined until the individual positions are liquidated. Due to the inherent uncertainty of determining the fair value of investments that do not have a readily available market value, the fair value of the Operating Company's investments may fluctuate from period to period and the fluctuations could be material.

NMFC and AIV Holdings are holding companies with no direct operations of their own, and their sole asset is their ownership in the Operating Company. NMFC's and AIV Holdings' investments in the Operating Company are carried at fair value and represent the respective pro-rata interest in the net assets of the Operating Company as of the applicable reporting date. NMFC and AIV Holdings value their ownership interest on a quarterly basis, or more frequently if required under the 1940 Act.

See Note 3, *Investments*, for further discussion relating to investments.

Cash and cash equivalents—Cash and cash equivalents include cash and short-term, highly liquid investments. The Companies define cash equivalents as securities that are readily convertible into known amounts of cash and so near maturity that there is insignificant risk of changes in value. Generally, these securities have original maturities of three months or less.

**Combined Notes to the Consolidated Financial Statements of New Mountain Finance Holdings, L.L.C.,
the Financial Statements of New Mountain Finance Corporation and the Financial Statements
of New Mountain Finance AIV Holdings Corporation (Continued)**

December 31, 2013

(in thousands, except units/shares and per unit/share data)

Note 2. Summary of Significant Accounting Policies (Continued)

Revenue recognition

The Operating Company's revenue recognition policies are as follows:

Sales and paydowns of investments: Realized gains and losses on investments are determined on the specific identification method.

Interest income: Interest income, including amortization of premium and discount using the effective interest method, is recorded on the accrual basis and periodically assessed for collectability. Interest income also includes interest earned from cash on hand. Upon the prepayment of a loan or debt security, any prepayment penalties are recorded as part of interest income. The Operating Company has loans in the portfolio that contain a payment-in-kind ("PIK") provision. PIK represents interest that is accrued and recorded as interest income at the contractual rates, added to the loan principal on the respective capitalization dates, and generally due at maturity.

Non-accrual income: Loans are placed on non-accrual status when principal or interest payments are past due 30 days or more and when there is reasonable doubt that principal or interest will be collected. Accrued cash and un-capitalized PIK interest is generally reversed when a loan is placed on non-accrual status. Previously capitalized PIK interest is not reversed when an investment is placed on non-accrual status. Interest payments received on non-accrual loans may be recognized as income or applied to principal depending upon management's judgment of the ultimate outcome. Non-accrual loans are restored to accrual status when past due principal and interest is paid and, in management's judgment, are likely to remain current.

Dividend income: Dividend income is recorded on the record date for private portfolio companies or on the ex-dividend date for publicly traded portfolio companies.

Other income: Other income represents delayed compensation, consent or amendment fees, revolver fees and other miscellaneous fees received. Delayed compensation is income earned from counterparties on trades that do not settle within a set number of business days after trade date. Other income may also include fees from bridge loans. The Operating Company may from time to time enter into bridge financing commitments, an obligation to provide interim financing to a counterparty until permanent credit can be obtained. These commitments are short-term in nature and may expire unfunded. A fee is received by the Operating Company for providing such commitments.

NMFC's and AIV Holdings' revenue recognition policies are as follows:

Revenue, expenses, and capital gains (losses): At each quarterly valuation date, the Operating Company's investment income, expenses, net realized gains (losses), and net increase (decrease) in unrealized appreciation (depreciation) are allocated to NMFC and AIV Holdings based on their pro-rata interest in the net assets of the Operating Company. This is recorded on NMFC's and AIV Holdings' Statements of Operations. Realized gains and losses are recorded upon sales of NMFC's and AIV Holdings' investments in the Operating Company. Net change in unrealized

**Combined Notes to the Consolidated Financial Statements of New Mountain Finance Holdings, L.L.C.,
the Financial Statements of New Mountain Finance Corporation and the Financial Statements
of New Mountain Finance AIV Holdings Corporation (Continued)**

December 31, 2013

(in thousands, except units/shares and per unit/share data)

Note 2. Summary of Significant Accounting Policies (Continued)

appreciation (depreciation) of investment in New Mountain Finance Holdings, L.L.C. is the difference between the net asset value per share and the closing price per share for shares issued as part of the dividend reinvestment plan on the dividend payment date. This net change in unrealized appreciation (depreciation) of investment in New Mountain Finance Holdings, L.L.C. includes the unrealized appreciation (depreciation) from the IPO. NMFC used the proceeds from its IPO and Concurrent Private Placement to purchase units in the Operating Company at \$13.75 per unit (its IPO price per share). At the IPO date, \$13.75 per unit represented a discount to the actual net asset value per unit of the Operating Company. As a result, NMFC experienced immediate unrealized appreciation on its investment. Concurrently, AIV Holdings experienced immediate unrealized depreciation on its investment in the Operating Company equal to the difference between NMFC's IPO price of \$13.75 per unit and the actual net asset value per unit.

All expenses, including those of NMFC and AIV Holdings, are paid and recorded by the Operating Company. Expenses are allocated to NMFC and AIV Holdings based on pro-rata ownership interest. In addition, the Operating Company paid all of the offering costs related to the IPO and subsequent offerings. NMFC and AIV Holdings have recorded their portion of the offering costs as a direct reduction to net assets and the cost of their investment in the Operating Company.

With respect to the expenses incident to any registration of shares of NMFC's common stock issued in exchange for AIV Holdings' units of the Operating Company, AIV Holdings is directly responsible for the expenses of any demand registration (including underwriters' discounts or commissions) and their pro-rata share of any "piggyback" registration expenses.

Interest and other credit facility expenses—Interest and other credit facility fees are recorded on an accrual basis by the Operating Company. See Note 7, *Borrowing Facilities*, for details.

Deferred credit facility costs—The deferred credit facility costs of the Operating Company consist of capitalized expenses related to the origination and amending of the Operating Company's existing credit facilities. The Operating Company amortizes these costs into expense using the straight-line method over the stated life of the related credit facility. See Note 7, *Borrowing Facilities*, for details.

Income taxes—The Operating Company is treated as a partnership for federal income tax purposes and as such is generally not subject to federal or state and local income taxes except with respect to state source income received from underlying investments. The partners are individually responsible for reporting income or loss based on their respective share of the revenues and expenses. The Operating Company files United States ("U.S.") federal, state, and local income tax returns.

NMFC and AIV Holdings have elected to be treated, and intend to comply with the requirements to qualify annually, as RICs under subchapter M of the Code. As RICs, NMFC and AIV Holdings are not subject to federal income tax on the portion of taxable income and gains timely distributed to stockholders; therefore, no provision for income taxes has been recorded.

To continue to qualify as RICs, NMFC and AIV Holdings are required to meet certain income and asset diversification tests in addition to distributing at least 90.0% of their respective investment

**Combined Notes to the Consolidated Financial Statements of New Mountain Finance Holdings, L.L.C.,
the Financial Statements of New Mountain Finance Corporation and the Financial Statements
of New Mountain Finance AIV Holdings Corporation (Continued)**

December 31, 2013

(in thousands, except units/shares and per unit/share data)

Note 2. Summary of Significant Accounting Policies (Continued)

company taxable income, as defined by the Code. Since federal income tax regulations differ from GAAP, distributions in accordance with tax regulations may differ from net investment income and realized gains recognized for financial reporting purposes.

Differences between taxable income and the results of operations for financial reporting purposes may be permanent or temporary in nature. Permanent differences are reclassified among capital accounts in the financial statements to reflect their tax character. Differences in classification may also result from the treatment of short-term gains as ordinary income for tax purposes.

For federal income tax purposes, distributions paid to stockholders of NMFC and AIV Holdings are reported as ordinary income, return of capital, long term capital gains or a combination thereof.

NMFC and AIV Holdings will be subject to a 4.0% nondeductible federal excise tax on certain undistributed income unless NMFC and AIV Holdings distribute, in a timely manner as required by the Code, an amount at least equal to the sum of (1) 98.0% of their respective net ordinary income earned for the calendar year and (2) 98.2% of their respective capital gain net income for the one-year period ending October 31 in the calendar year.

The Companies have adopted the Income Taxes topic of the Codification ("ASC 740"). ASC 740 provides guidance for income taxes, including how uncertain income tax positions should be recognized, measured, and disclosed in the financial statements. Based on their analyses, the Companies have determined that there were no material uncertain income tax positions through December 31, 2013. The 2011, 2012 and 2013 tax years remain subject to examination by the U.S. federal, state, and local tax authorities.

Dividends—Distributions to common unit holders of the Operating Company and common stockholders of NMFC and AIV Holdings are recorded on the record date as set by the respective board of directors. In order for NMFC and AIV Holdings to pay a dividend or other distribution to holders of their common stock, it must be accompanied by a prior distribution by the Operating Company to all of its unit holders. The Operating Company intends to make distributions to its unit holders that will be sufficient to enable NMFC and AIV Holdings to pay quarterly distributions to their stockholders and to maintain their status as RICs. NMFC and AIV Holdings intend to distribute approximately all of their portion of the Operating Company's adjusted net investment income (see Note 5, *Agreements*) on a quarterly basis and substantially all of their portion of the Operating Company's taxable income on an annual basis, except that NMFC may retain certain net capital gains for reinvestment.

Under certain circumstances, the distributions that the Operating Company makes to its members may not be sufficient for AIV Holdings to satisfy the annual distribution requirement necessary for AIV Holdings to continue to qualify as a RIC. In that case, it is expected that Guardian AIV would consent to be treated as if it received distributions from AIV Holdings sufficient to satisfy the annual distribution requirement. Guardian AIV would be required to include the consent dividend in its taxable income as a dividend from AIV Holdings, which would result in phantom (i.e., non-cash) taxable income to Guardian AIV. AIV Holdings intends to make quarterly distributions to Guardian AIV, its sole stockholder, out of assets legally available for distribution each quarter.

**Combined Notes to the Consolidated Financial Statements of New Mountain Finance Holdings, L.L.C.,
the Financial Statements of New Mountain Finance Corporation and the Financial Statements
of New Mountain Finance AIV Holdings Corporation (Continued)**

December 31, 2013

(in thousands, except units/shares and per unit/share data)

Note 2. Summary of Significant Accounting Policies (Continued)

The Operating Company and NMFC are required to take certain actions in order to maintain, at all times, a one-to-one ratio between the number of units held by NMFC and the number of shares of NMFC's common stock outstanding. NMFC has adopted a dividend reinvestment plan that provides on behalf of its stockholders for reinvestment of any distributions declared, unless a stockholder elects to receive cash. Cash distributions reinvested in additional shares of NMFC's common stock will be automatically reinvested by NMFC into additional units of the Operating Company. In addition, AIV Holdings does not intend to reinvest any distributions received from the Operating Company in additional units of the Operating Company.

NMFC applies the following in implementing the dividend reinvestment plan. If the price at which newly issued shares are to be credited to stockholders' accounts is greater than 110.0% of the last determined net asset value of the shares, NMFC will use only newly issued shares to implement its dividend reinvestment plan. Under such circumstances, the number of shares to be issued to a stockholder is determined by dividing the total dollar amount of the distribution payable to such stockholder by the market price per share of NMFC's common stock on the New York Stock Exchange ("NYSE") on the distribution payment date. Market price per share on that date will be the closing price for such shares on the NYSE or, if no sale is reported for such day, the average of their electronically reported bid and asked prices. If NMFC uses newly issued shares to implement the plan, NMFC will receive, on a one-for-one basis, additional units of the Operating Company in exchange for cash distributions that are reinvested in shares of NMFC's common stock under the dividend reinvestment plan.

If the price at which newly issued shares are to be credited to stockholders' accounts is less than 110.0% of the last determined net asset value of the shares, NMFC will either issue new shares or instruct the plan administrator to purchase shares in the open market to satisfy the additional shares required. Shares purchased in open market transactions by the plan administrator will be allocated to a stockholder based on the average purchase price, excluding any brokerage charges or other charges, of all shares of common stock purchased in the open market. The number of shares of NMFC's common stock to be outstanding after giving effect to payment of the distribution cannot be established until the value per share at which additional shares will be issued has been determined and elections of NMFC's stockholders have been tabulated.

Foreign securities—The accounting records of the Operating Company are maintained in U.S. dollars. Investment securities denominated in foreign currencies are translated into U.S. dollars based on the rate of exchange of such currencies on the date of valuation. Purchases and sales of investment securities and income and expense items denominated in foreign currencies are translated into U.S. dollars based on the rate of exchange of such currencies on the respective dates of the transactions. The Operating Company does not isolate that portion of the results of operations resulting from changes in foreign exchange rates on investments from the fluctuations arising from changes in market prices of securities held. Such fluctuations are included with "Net change in unrealized appreciation (depreciation) of investments" and "Net realized gains (losses) on investments" in the Operating Company's Consolidated Statements of Operations.

**Combined Notes to the Consolidated Financial Statements of New Mountain Finance Holdings, L.L.C.,
the Financial Statements of New Mountain Finance Corporation and the Financial Statements
of New Mountain Finance AIV Holdings Corporation (Continued)**

December 31, 2013

(in thousands, except units/shares and per unit/share data)

Note 2. Summary of Significant Accounting Policies (Continued)

Investments denominated in foreign currencies may be negatively affected by movements in the rate of exchange between the U.S. dollar and such foreign currencies. This movement is beyond the control of the Operating Company and cannot be predicted.

Use of estimates—The preparation of the Companies' financial statements in conformity with GAAP requires management to make estimates and assumptions that affect the reported amounts of assets and liabilities at the date of the Companies' financial statements and the reported amounts of revenues and expenses during the reporting periods. Changes in the economic environment, financial markets, and other metrics used in determining these estimates could cause actual results to differ from the estimates used, and the differences could be material.

Dividend income recorded related to distributions received from flow-through investments is an accounting estimate based on the most recent estimate of the tax treatment of the distribution. During the quarter ended September 30, 2013, the Operating Company changed an accounting estimate related to the classification of dividend income for a distribution recorded in the prior quarter from one of the Operating Company's warrant investments. Based on tax projections received during the quarter ended September 30, 2013, the Operating Company reduced the warrant cost basis by \$466 and corresponding dividend income previously recorded by \$1,799, and recorded a realized gain of \$1,333 to agree to the tax treatment on the investment. This resulted in a reclass of \$360 from incentive fee to capital gains incentive fee. Based on updated tax projections received during the quarter ended December 31, 2013, the Operating Company increased dividend income previously recorded by \$224 and reduced the realized gain previously recorded by \$224 to agree to the tax treatment on the investment. This resulted in a reclass of \$45 from capital gains incentive fee to incentive fee.

Note 3. Investments

At December 31, 2013 the Operating Company's investments consisted of the following:

Investment Cost and Fair Value by Type

	<u>Cost</u>	<u>Fair Value</u>
First lien	\$ 550,534	\$ 553,549
Second lien	460,078	468,945
Subordinated	25,152	26,863
Equity and other	58,316	66,294
Total investments	<u>\$ 1,094,080</u>	<u>\$ 1,115,651</u>

**Combined Notes to the Consolidated Financial Statements of New Mountain Finance Holdings, L.L.C.,
the Financial Statements of New Mountain Finance Corporation and the Financial Statements
of New Mountain Finance AIV Holdings Corporation (Continued)**

December 31, 2013

(in thousands, except units/shares and per unit/share data)

Note 3. Investments (Continued)

Investment Cost and Fair Value by Industry

	<u>Cost</u>	<u>Fair Value</u>
Software	\$ 243,158	\$ 249,174
Education	225,214	235,787
Business Services	140,797	145,465
Distribution & Logistics	120,156	120,247
Federal Services	84,965	83,888
Healthcare Services	78,295	80,331
Energy	69,757	69,255
Media	42,808	45,932
Healthcare Products	40,285	41,772
Consumer Services	14,918	15,628
Industrial Services	13,858	14,263
Healthcare Information Technology	13,454	7,324
Information Technology	6,415	6,585
Total investments	<u>\$ 1,094,080</u>	<u>\$ 1,115,651</u>

At December 31, 2012 the Operating Company's investments consisted of the following:

Investment Cost and Fair Value by Type

	<u>Cost</u>	<u>Fair Value</u>
First lien	\$ 496,931	\$ 493,502
Second lien	433,829	441,073
Subordinated	43,097	45,148
Equity and other	2,386	10,097
Total investments	<u>\$ 976,243</u>	<u>\$ 989,820</u>

**Combined Notes to the Consolidated Financial Statements of New Mountain Finance Holdings, L.L.C.,
the Financial Statements of New Mountain Finance Corporation and the Financial Statements
of New Mountain Finance AIV Holdings Corporation (Continued)**

December 31, 2013

(in thousands, except units/shares and per unit/share data)

Note 3. Investments (Continued)

Investment Cost and Fair Value by Industry

	<u>Cost</u>	<u>Fair Value</u>
Software	\$ 241,742	\$ 246,696
Education	155,047	150,151
Healthcare Services	139,370	143,724
Business Services	140,426	143,420
Federal Services	95,150	95,428
Distribution & Logistics(1)	51,320	51,834
Consumer Services	41,173	41,625
Media	26,582	34,001
Healthcare Products	25,659	27,220
Industrial Services	13,825	14,105
Retail	11,597	12,146
Healthcare Information Technology	14,550	10,291
Energy	9,852	10,072
Information Technology	6,476	6,711
Power Generation	3,474	2,396
Total investments	<u>\$ 976,243</u>	<u>\$ 989,820</u>

(1) Industries were disclosed separately in previously issued financial statements.

During the quarter ended December 31, 2013, the Operating Company sold its first lien position in ATI Acquisition Company, resulting in a realized loss of \$4,306. Prior to the sale, this investment had a cost basis of \$4,306, a zero fair value and total unearned interest income of \$611 for the year ended. As of December 31, 2013, the Operating Company's two super priority first lien positions in ATI Acquisition Company remained on non-accrual status due to the inability of the portfolio company to service its interest payment for the year then ended and uncertainty about its ability to pay such amounts in the future. During the third quarter of 2013, the Operating Company received preferred shares and warrants in Ancora Acquisition LLC, in relation to the two super priority first lien positions in ATI Acquisition Company. As of December 31, 2013, the Operating Company's investment in ATI Acquisition Company and Ancora Acquisition LLC had an aggregate cost basis of \$1,611, an aggregate fair value of \$419 and total unearned interest income of \$316 for the year then ended. As of December 31, 2012, the Operating Company's original first lien position in ATI Acquisition Company was put on non-accrual status, with a cost basis of \$4,306, a fair value of zero and total unearned interest income of \$653 for the year then ended. The Operating Company's two super priority first lien debt investments in ATI Acquisition Company had a combined cost basis of \$1,611 and a combined fair value of \$752 as of December 31, 2012. During the third quarter of 2012, the Operating Company placed the super priority first lien positions on non-accrual status as well, resulting in total unearned interest income of \$310 for the year ended December 31, 2012. As of December 31, 2012, the Operating Company's total investment in ATI Acquisition Company had an aggregate cost basis of

**Combined Notes to the Consolidated Financial Statements of New Mountain Finance Holdings, L.L.C.,
the Financial Statements of New Mountain Finance Corporation and the Financial Statements
of New Mountain Finance AIV Holdings Corporation (Continued)**

December 31, 2013

(in thousands, except units/shares and per unit/share data)

Note 3. Investments (Continued)

\$5,917 and an aggregate fair value of \$752. As of December 31, 2013 and December 31, 2012, unrealized gains (losses) include a fee that the Operating Company would receive upon maturity of the two super priority first lien debt investments.

As of December 31, 2013, the Operating Company had unfunded commitments on revolving credit facilities and bridge facilities of \$15,500 and \$0, respectively. The Operating Company did not have any unfunded commitments in the form of a delayed draw or other future funding commitments as of December 31, 2013. The unfunded commitments on revolving credit facilities are disclosed on the Operating Company's Consolidated Schedule of Investments as of December 31, 2013.

As of December 31, 2012, the Operating Company had unfunded commitments on revolving credit facilities and bridge facilities of \$10,500 and \$0, respectively. The Operating Company did not have any unfunded commitments in the form of a delayed draw or other future funding commitments as of December 31, 2012. The unfunded commitments on revolving credit facilities are disclosed on the Operating Company's Consolidated Schedule of Investments as of December 31, 2012.

Investment risk factors—First and second lien debt that the Operating Company invests in is entirely, or almost entirely, rated below investment grade or may be unrated. These loans are considered speculative because of the credit risk of the issuers. Such issuers are considered more likely than investment grade issuers to default on their payments of interest and principal and such defaults could reduce the net asset value and income distributions of the Operating Company. First and second lien debt may also lose significant market value before a default occurs. Furthermore, an active trading market may not exist for these first and second lien loans. This illiquidity may make it more difficult to value the debt.

Subordinated debt is generally subject to similar risks as those associated with first and second lien debt, except that such debt is subordinated in payment and /or lower in lien priority. Subordinated debt is subject to the additional risk that the cash flow of the borrower and the property securing the debt, if any, may be insufficient to meet scheduled payments after giving effect to the senior secured and unsecured obligations of the borrower.

Note 4. Fair Value

Fair value is the amount that would be received to sell an asset or paid to transfer a liability in an orderly transaction between market participants at the measurement date. Accounting Standards Codification 820, *Fair Value Measurements and Disclosures* ("ASC 820"), establishes a fair value hierarchy that prioritizes and ranks the inputs to valuation techniques used in measuring investments at fair value. The hierarchy classifies the inputs used in measuring fair value into three levels as follows:

Level I—Quoted prices (unadjusted) are available in active markets for identical investments and the Operating Company has the ability to access such quotes as of the reporting date. The type of investments which would generally be included in Level I include active exchange-traded equity securities and exchange-traded derivatives. As required by ASC 820, the Operating Company, to the extent that it holds such investments, does not adjust the quoted price for these investments,

**Combined Notes to the Consolidated Financial Statements of New Mountain Finance Holdings, L.L.C.,
the Financial Statements of New Mountain Finance Corporation and the Financial Statements
of New Mountain Finance AIV Holdings Corporation (Continued)**

December 31, 2013

(in thousands, except units/shares and per unit/share data)

Note 4. Fair Value (Continued)

even in situations where the Operating Company holds a large position and a sale could reasonably impact the quoted price.

Level II—Pricing inputs are observable for the investments, either directly or indirectly, as of the reporting date, but are not the same as those used in Level I. Level II inputs include the following:

- Quoted prices for similar assets or liabilities in active markets;
- Quoted prices for identical or similar assets or liabilities in non-active markets (examples include corporate and municipal bonds, which trade infrequently);
- Pricing models whose inputs are observable for substantially the full term of the asset or liability (examples include most over-the-counter derivatives, including foreign exchange forward contracts); and
- Pricing models whose inputs are derived principally from or corroborated by observable market data through correlation or other means for substantially the full term of the asset or liability.

Level III—Pricing inputs are unobservable for the investment and include situations where there is little, if any, market activity for the investment.

The inputs used to measure fair value may fall into different levels. In all instances when the inputs fall within different levels of the hierarchy, the level within which the fair value measurement is categorized is based on the lowest level of input that is significant to the fair value measurement in its entirety. As such, a Level III fair value measurement may include inputs that are both observable (Levels I and II) and unobservable (Level III). Gains and losses for such assets categorized within the Level III table below may include changes in fair value that are attributable to both observable inputs (Levels II and III) and unobservable inputs (Level III).

The inputs into the determination of fair value require significant judgment or estimation by management and consideration of factors specific to each investment. A review of the fair value hierarchy classifications is conducted on a quarterly basis. Changes in the observability of valuation inputs may result in the transfer of certain investments within the fair value hierarchy from period to period. Reclassifications impacting the fair value hierarchy are reported as transfers in/out of the respective leveling categories as of the beginning of the quarter in which the reclassifications occur.

**Combined Notes to the Consolidated Financial Statements of New Mountain Finance Holdings, L.L.C.,
the Financial Statements of New Mountain Finance Corporation and the Financial Statements
of New Mountain Finance AIV Holdings Corporation (Continued)**

December 31, 2013

(in thousands, except units/shares and per unit/share data)

Note 4. Fair Value (Continued)

The following table summarizes the levels in the fair value hierarchy that the Operating Company's portfolio investments fall into as of December 31, 2013:

	<u>Total</u>	<u>Level I</u>	<u>Level II</u>	<u>Level III</u>
First lien	\$ 553,549	\$ —	\$ 525,138	\$ 28,411
Second lien	468,945	—	413,407	55,538
Subordinated	26,863	—	21,692	5,171
Equity and other	66,294	1,694	—	64,600
Total investments	<u>\$ 1,115,651</u>	<u>\$ 1,694</u>	<u>\$ 960,237</u>	<u>\$ 153,720</u>

The following table summarizes the levels in the fair value hierarchy that the Operating Company's portfolio investments fall into as of December 31, 2012:

	<u>Total</u>	<u>Level I</u>	<u>Level II</u>	<u>Level III</u>
First lien	\$ 493,502	\$ —	\$ 450,617	\$ 42,885
Second lien	441,073	—	397,818	43,255
Subordinated	45,148	—	22,257	22,891
Equity and other	10,097	—	—	10,097
Total investments	<u>\$ 989,820</u>	<u>\$ —</u>	<u>\$ 870,692</u>	<u>\$ 119,128</u>

**Combined Notes to the Consolidated Financial Statements of New Mountain Finance Holdings, L.L.C.,
the Financial Statements of New Mountain Finance Corporation and the Financial Statements
of New Mountain Finance AIV Holdings Corporation (Continued)**

December 31, 2013

(in thousands, except units/shares and per unit/share data)

Note 4. Fair Value (Continued)

The following table summarizes the changes in fair value of Level III portfolio investments for the year ended December 31, 2013, as well as the portion of appreciation (depreciation) included in income attributable to unrealized appreciation (depreciation) related to those assets and liabilities still held by the Operating Company at December 31, 2013:

	Total	First Lien	Second Lien	Subordinated	Equity and other(3)
Fair value, December 31, 2012	\$ 119,128	\$ 42,885	\$ 43,255	\$ 22,891	\$ 10,097
Total gains or losses included in earnings:					
Net realized (losses) gains on investments	(1,623)	(3,986)	380	380	1,603
Net change in unrealized appreciation (depreciation)	5,251	4,319	843	506	(417)
Purchases, including capitalized PIK and revolver fundings	120,147	28,874	31,060	2,620	57,593
Proceeds from sales and paydowns of investments	(85,910)	(41,417)	(20,000)	(21,226)	(3,267)
Transfers into Level III	6,574	6,574(1)	—	—	—
Transfers out of Level III	(9,847)	(8,838)(1)	—	—	(1,009)(2)
Fair value, December 31, 2013	<u>\$ 153,720</u>	<u>\$ 28,411</u>	<u>\$ 55,538</u>	<u>\$ 5,171</u>	<u>\$ 64,600</u>
Unrealized appreciation (depreciation) for the period relating to those Level III assets that were still held by the Operating Company at the end of the period:	\$ 821	\$ (333)	\$ 722	\$ 409	\$ 23

- (1) As of December 31, 2013, the portfolio investments were transferred into Level III from Level II and out of Level III into Level II at fair value as of the beginning of the quarter in which the reclassifications occurred.
- (2) As of December 31, 2013, the portfolio investments were transferred out of Level III into Level I at fair value as of the beginning of the quarter in which the reclassifications occurred.
- (3) During the year ended December 31, 2013, the Operating Company received dividends of \$5,049 from its equity and other investments, which were recorded as dividend income. Estimates related to the tax characterization of these distributions were provided as of December 31, 2013.

**Combined Notes to the Consolidated Financial Statements of New Mountain Finance Holdings, L.L.C.,
the Financial Statements of New Mountain Finance Corporation and the Financial Statements
of New Mountain Finance AIV Holdings Corporation (Continued)**

December 31, 2013

(in thousands, except units/shares and per unit/share data)

Note 4. Fair Value (Continued)

The following table summarizes the changes in fair value of Level III portfolio investments for the year ended December 31, 2012, as well as the portion of appreciation (depreciation) included in income attributable to unrealized appreciation (depreciation) related to those assets and liabilities still held by the Operating Company at December 31, 2012:

	<u>Total</u>	<u>First Lien</u>	<u>Second Lien</u>	<u>Subordinated</u>	<u>Equity and other</u>
Fair value, December 31, 2011	\$ 90,967	\$ 33,141	\$ 48,405	\$ 6,571	\$ 2,850
Total gains or losses included in earnings:					
Net realized gains (losses) on investments	4,950	4,927	23	—	—
Net change in unrealized (depreciation) appreciation	(185)	(7,918)	(173)	(75)	7,981
Purchases, including capitalized PIK and revolver fundings	75,647	49,205	10,020	16,395	27
Proceeds from sales and paydowns of investments	(36,555)	(30,328)	(5,000)	—	(1,227)
Transfers into Level III(1)	20,347	19,881	—	—	466(2)
Transfers out of Level III(1)	(36,043)	(26,023)	(10,020)	—	—
Fair value, December 31, 2012	<u>\$ 119,128</u>	<u>\$ 42,885</u>	<u>\$ 43,255</u>	<u>\$ 22,891</u>	<u>\$ 10,097</u>
Unrealized appreciation (depreciation) for the period relating to those Level III assets that were still held by the Operating Company at the end of the period:	<u>\$ 3,689</u>	<u>\$ (4,216)</u>	<u>\$ (1)</u>	<u>\$ (75)</u>	<u>\$ 7,981</u>

- (1) As of December 31, 2012, the portfolio investments were transferred into Level III from Level II and out of Level III into Level II at fair value as of the beginning of the quarter in which the reclassifications occurred.
- (2) This Level III transfer relates to the Operating Company's investment in warrants of YP Equity Investors LLC, which was valued with YP Holdings LLC's second lien debt as of June 30, 2012.

Except as noted in the tables above, there were no other transfers in or out of Level I, II, or III during the years ended December 31, 2013 and December 31, 2012. Transfers into Level III occurred as quotations obtained through pricing services were not deemed representative of fair value as of the balance sheet date and such assets were internally valued. As quotations obtained through pricing services were substantiated through additional market sources, investments were transferred out of Level III. The Operating Company invests in revolving credit facilities. These investments are categorized as Level III investments as these assets are not actively traded and their fair values are often implied by the term loans of the respective portfolio companies.

**Combined Notes to the Consolidated Financial Statements of New Mountain Finance Holdings, L.L.C.,
the Financial Statements of New Mountain Finance Corporation and the Financial Statements
of New Mountain Finance AIV Holdings Corporation (Continued)**

December 31, 2013

(in thousands, except units/shares and per unit/share data)

Note 4. Fair Value (Continued)

The Operating Company generally uses the following framework when determining the fair value of investments where there are little, if any, market activity or observable pricing inputs.

Company Performance, Financial Review, and Analysis: Prior to investment, as part of its due diligence process, the Operating Company evaluates the overall performance and financial stability of the portfolio company. Post investment, the Operating Company analyzes each portfolio company's current operating performance and relevant financial trends versus prior year and budgeted results, including, but not limited to, factors affecting its revenue and earnings before interest, taxes, depreciation, and amortization ("EBITDA") growth, margin trends, liquidity position, covenant compliance and changes to its capital structure. The Operating Company also attempts to identify and subsequently track any developments at the portfolio company, within its customer or vendor base or within the industry or the macroeconomic environment, generally, that may alter any material element of its original investment thesis. This analysis is specific to each portfolio company. The Operating Company leverages the knowledge gained from its original due diligence process, augmented by this subsequent monitoring, to continually refine its outlook for each of its portfolio companies and ultimately form the valuation of its investment in each portfolio company. When an external event such as a purchase transaction, public offering or subsequent sale occurs, the Operating Company will consider the pricing indicated by the external event to corroborate the private valuation.

Market Based Approach: The Operating Company typically estimates the total enterprise value of each portfolio company by utilizing market value cash flow (EBITDA) multiples of publicly traded comparable companies. The Operating Company considers numerous factors when selecting the appropriate companies whose trading multiples are used to value its portfolio companies. These factors include, but are not limited to, the type of organization, similarity to the business being valued, relevant risk factors, as well as size, profitability and growth expectations. The Operating Company generally applies an average of various relevant comparable company EBITDA multiples to the portfolio company's latest twelve month ("LTM") EBITDA or projected EBITDA to calculate portfolio company enterprise value. In applying the market based approach as of December 31, 2013, the Operating Company used the relevant EBITDA ranges set forth in the table below to determine the enterprise value of investments in six of its portfolio companies. The Operating Company believes this was a reasonable range in light of current comparable company trading levels and the specific companies involved.

Income Based Approach: The Operating Company also typically uses a discounted cash flow analysis to estimate the fair value of the investment. Projected cash flows represent the relevant security's contractual interest, fee and principal payments plus the assumption of full principal recovery at the investment's expected maturity date. These cash flows are discounted at a rate established utilizing a yield calibration approach, which incorporates changes in the credit quality (as measured by relevant statistics) of the portfolio company, as compared to changes in the yield associated with comparable credit quality market indices, between the date of origination and the valuation date. In

**Combined Notes to the Consolidated Financial Statements of New Mountain Finance Holdings, L.L.C.,
the Financial Statements of New Mountain Finance Corporation and the Financial Statements
of New Mountain Finance AIV Holdings Corporation (Continued)**

December 31, 2013

(in thousands, except units/shares and per unit/share data)

Note 4. Fair Value (Continued)

applying the income based approach as of December 31, 2013, the Operating Company used the discount ranges set forth in the table below to value investments in eight of its portfolio companies.

Type	Fair Value	Approach	Unobservable Input	Range		Weighted Average
				Low	High	
First lien	\$ 28,411	Market approach	EBITDA multiple	7.0x	10.0x	8.5x
		Income approach	Discount rate	9.2%	10.2%	9.7%
Second lien	55,538	Market approach	EBITDA multiple	5.0x	7.5x	6.2x
		Income approach	Discount rate	10.1%	11.7%	11.1%
Subordinated	5,171	Market approach	EBITDA multiple	7.0x	9.0x	8.0x
		Income approach	Discount rate	13.0%	15.0%	14.0%
Equity and other	64,600	Market approach	EBITDA multiple	1.3x	7.5x	4.7x
		Income approach	Discount rate	8.0%	20.0%	13.6%
	<u>\$ 153,720</u>	Black Scholes analysis	Expected life in years	2.0	4.0	2.6
			Volatility	21.0%	36.6%	27.9%
			Discount rate	0.3%	3.0%	0.8%

Based on a comparison to similar BDC credit facilities, the terms and conditions of the Holdings Credit Facility and the SLF Credit Facility (as defined in Note 7, *Borrowing Facilities*) are representative of market. The carrying values of the Holdings Credit Facility and SLF Credit Facility approximate fair value as of December 31, 2013, as both facilities are continually monitored and examined by both the borrower and the lender. Both facilities were amended and restated during the year ended December 31, 2012 to lower the applicable interest rate spread by 0.25% and to increase the maximum amount of revolving borrowings available under the respective facilities. Additionally for the year ended December 31, 2013, the Holdings Credit Facility was amended and restated to further increase the maximum amount of revolving borrowings available. See Note 7, *Borrowing Facilities*, for details. The fair value of other financial assets and liabilities approximates their carrying value based on the short term nature of these items. The fair value disclosures discussed in this paragraph are considered Level III.

Fair value risk factors—The Operating Company seeks investment opportunities that offer the possibility of attaining substantial capital appreciation. Certain events particular to each industry in which the Operating Company's portfolio companies conduct their operations, as well as general economic and political conditions, may have a significant negative impact on the operations and profitability of the Operating Company's investments and/or on the fair value of the Operating Company's investments. The Operating Company's investments are subject to the risk of non-payment of scheduled interest or principal, resulting in a reduction in income to the Operating Company and thus the income of NMFC and AIV Holdings, and their corresponding fair valuations. Also, there may be risk associated with the concentration of investments in one geographic region or in certain industries. These events are beyond the control of the Operating Company and cannot be predicted. Furthermore, the ability to liquidate investments and realize value is subject to uncertainties.

**Combined Notes to the Consolidated Financial Statements of New Mountain Finance Holdings, L.L.C.,
the Financial Statements of New Mountain Finance Corporation and the Financial Statements
of New Mountain Finance AIV Holdings Corporation (Continued)**

December 31, 2013

(in thousands, except units/shares and per unit/share data)

Note 5. Agreements

On May 19, 2011, NMFC entered into a joinder agreement with respect to the Limited Liability Company Agreement, as amended and restated, of the Operating Company pursuant to which NMFC was admitted as a member of the Operating Company and agreed to acquire from the Operating Company a number of units of the Operating Company equal to the number of shares of common stock outstanding of NMFC. Additionally on May 19, 2011, in connection with the contribution by Guardian AIV of its units to AIV Holdings, AIV Holdings entered into a joinder agreement with respect to the Limited Liability Company Agreement, as amended and restated, of the Operating Company pursuant to which AIV Holdings was also admitted as a member of the Operating Company.

The Operating Company entered into an investment advisory and management agreement, as amended and restated (the "Investment Management Agreement") with the Investment Adviser. Under the Investment Management Agreement, the Investment Adviser manages the day-to-day operations of, and provides investment advisory services to, the Operating Company. For providing these services, the Investment Adviser receives a fee from the Operating Company, consisting of two components—a base management fee and an incentive fee.

The base management fee is calculated at an annual rate of 1.75% of the Operating Company's gross assets less (i) the borrowings under the SLF Credit Facility (as defined in Note 7, *Borrowing Facilities*) and (ii) cash and cash equivalents. The base management fee is payable quarterly in arrears, and is calculated based on the average value of the Operating Company's gross assets, borrowings under the SLF Credit Facility, and cash and cash equivalents at the end of each of the two most recently completed calendar quarters, and appropriately adjusted on a pro rata basis for any equity capital raises or repurchases during the current calendar quarter.

The incentive fee consists of two parts. The first part is calculated and payable quarterly in arrears and equals 20.0% of the Operating Company's "Pre-Incentive Fee Adjusted Net Investment Income" for the immediately preceding quarter, subject to a "preferred return", or "hurdle", and a "catch-up" feature. "Pre-Incentive Fee Net Investment Income" means interest income, dividend income and any other income (including any other fees (other than fees for providing managerial assistance), such as commitment, origination, structuring, diligence and consulting fees or other fees that the Operating Company receives from portfolio companies) accrued during the calendar quarter, minus the Operating Company's operating expenses for the quarter (including the base management fee, expenses payable under an administration agreement, as amended and restated (the "Administration Agreement"), with the Administrator, and any interest expense and distributions paid on any issued and outstanding preferred membership units (of which there are none as of December 31, 2013), but excluding the incentive fee). Pre-Incentive Fee Net Investment Income includes, in the case of investments with a deferred interest feature (such as original issue discount, debt instruments with PIK interest and zero coupon securities), accrued income that the Operating Company has not yet received in cash. Pre-Incentive Fee Net Investment Income does not include any realized capital gains, realized capital losses or unrealized capital appreciation or depreciation.

Under GAAP, NMFC's IPO did not step-up the cost basis of the Operating Company's existing investments to fair market value at the IPO date. Since the total value of the Operating Company's investments at the time of the IPO was greater than the investments' cost basis, a larger amount of

**Combined Notes to the Consolidated Financial Statements of New Mountain Finance Holdings, L.L.C.,
the Financial Statements of New Mountain Finance Corporation and the Financial Statements
of New Mountain Finance AIV Holdings Corporation (Continued)**

December 31, 2013

(in thousands, except units/shares and per unit/share data)

Note 5. Agreements (Continued)

amortization of purchase or original issue discount, as well as different amounts in realized gain and unrealized appreciation, may be recognized under GAAP in each period than if the step-up had occurred. This will remain until such predecessor investments are sold or mature in the future. The Operating Company tracks the transferred (or fair market) value of each of its investments as of the time of the IPO and, for purposes of the incentive fee calculation, adjusts Pre-Incentive Fee Net Investment Income to reflect the amortization of purchase or original issue discount on the Operating Company's investments as if each investment was purchased at the date of the IPO, or stepped up to fair market value. This is defined as "Pre-Incentive Fee Adjusted Net Investment Income". The Operating Company also uses the transferred (or fair market) value of each of its investments as of the time of the IPO to adjust capital gains ("Adjusted Realized Capital Gains") or losses ("Adjusted Realized Capital Losses") and unrealized capital appreciation ("Adjusted Unrealized Capital Appreciation") and unrealized capital depreciation ("Adjusted Unrealized Capital Depreciation").

Pre-Incentive Fee Adjusted Net Investment Income, expressed as a rate of return on the value of the Operating Company's net assets at the end of the immediately preceding calendar quarter, will be compared to a "hurdle rate" of 2.0% per quarter (8.0% annualized), subject to a "catch-up" provision measured as of the end of each calendar quarter. The hurdle rate is appropriately pro-rated for any partial periods. The calculation of the Operating Company's incentive fee with respect to the Pre-Incentive Fee Adjusted Net Investment Income for each quarter is as follows:

- No incentive fee is payable to the Investment Adviser in any calendar quarter in which the Operating Company's Pre-Incentive Fee Adjusted Net Investment Income does not exceed the hurdle rate of 2.0% (the "preferred return" or "hurdle").
- 100.0% of the Operating Company's Pre-Incentive Fee Adjusted Net Investment Income with respect to that portion of such Pre-Incentive Fee Adjusted Net Investment Income, if any, that exceeds the hurdle rate but is less than or equal to 2.5% in any calendar quarter (10.0% annualized) is payable to the Investment Adviser. This portion of the Operating Company's Pre-Incentive Fee Adjusted Net Investment Income (which exceeds the hurdle rate but is less than or equal to 2.5%) is referred to as the "catch-up". The catch-up provision is intended to provide the Investment Adviser with an incentive fee of 20.0% on all of the Operating Company's Pre-Incentive Fee Adjusted Net Investment Income as if a hurdle rate did not apply when the Operating Company's Pre-Incentive Fee Adjusted Net Investment Income exceeds 2.5% in any calendar quarter.
- 20.0% of the amount of the Operating Company's Pre-Incentive Fee Adjusted Net Investment Income, if any, that exceeds 2.5% in any calendar quarter (10.0% annualized) is payable to the Investment Adviser once the hurdle is reached and the catch-up is achieved.

The second part will be determined and payable in arrears as of the end of each calendar year (or upon termination of the Investment Management Agreement) and will equal 20.0% of the Operating Company's Adjusted Realized Capital Gains, if any, on a cumulative basis from inception through the end of each calendar year, computed net of all Adjusted Realized Capital Losses and Adjusted

**Combined Notes to the Consolidated Financial Statements of New Mountain Finance Holdings, L.L.C.,
the Financial Statements of New Mountain Finance Corporation and the Financial Statements
of New Mountain Finance AIV Holdings Corporation (Continued)**

December 31, 2013

(in thousands, except units/shares and per unit/share data)

Note 5. Agreements (Continued)

Unrealized Capital Depreciation on a cumulative basis, less the aggregate amount of any previously paid capital gain incentive fee.

In accordance with GAAP, the Operating Company accrues a hypothetical capital gains incentive fee based upon the cumulative net Adjusted Realized Capital Gains and Adjusted Realized Capital Losses and the cumulative net Adjusted Unrealized Capital Appreciation and Adjusted Unrealized Capital Depreciation on investments held at the end of each period. Actual amounts paid to the Investment Adviser are consistent with the Investment Management Agreement and are based only on actual Adjusted Realized Capital Gains computed net of all Adjusted Realized Capital Losses and Adjusted Unrealized Capital Depreciation on a cumulative basis from inception through the end of each calendar year as if the entire portfolio was sold at fair value.

The Operating Company has revised its presentation of incentive fees on the Consolidated Statements of Assets, Liabilities and Members' Capital and the Consolidated Statements of Operations to disclose the two parts of the incentive fee incurred by the Operating Company for net investment income related incentive fees and capital gains related incentive fees.

The following table summarizes the management fees and incentive fees incurred by the Operating Company for the years ended December 31, 2013, December 31, 2012 and December 31, 2011.

	<u>Years ended December 31,</u>		
	<u>2013</u>	<u>2012</u>	<u>2011(1)</u>
Management fee	\$ 14,905	\$ 11,109	\$ 4,938
Incentive fee, excluding accrued capital gains incentive fees	16,502	11,537	3,522
Accrued capital gains incentive fees(2)	3,229	4,407	—

- (1) For the period from May 19, 2011 (effective date of the Investment Management Agreement) to December 31, 2011.
- (2) As of December 31, 2013, approximately \$1,113 of capital gains incentive fees was owed under the Investment Management Agreement, as cumulative net Adjusted Realized Capital Gains exceeded cumulative Adjusted Unrealized Capital Depreciation. As of December 31, 2012 and December 31, 2011, no actual capital gains incentive fee was owed under the Investment Management Agreement, as cumulative net Adjusted Realized Capital Gains did not exceed cumulative Adjusted Unrealized Capital Depreciation. As of December 31, 2013, December 31, 2012 and December 31, 2011, no payments have been made relating to the capital gains incentive fee.

The Operating Company's Consolidated Statements of Operations below are adjusted as if the step-up in cost basis to fair market value had occurred at the IPO date, May 19, 2011.

**Combined Notes to the Consolidated Financial Statements of New Mountain Finance Holdings, L.L.C.,
the Financial Statements of New Mountain Finance Corporation and the Financial Statements
of New Mountain Finance AIV Holdings Corporation (Continued)**

December 31, 2013

(in thousands, except units/shares and per unit/share data)

Note 5. Agreements (Continued)

The following Statement of Operations for the year ended December 31, 2013 is adjusted to reflect this step-up to fair market value.

	Year ended December 31, 2013	Stepped-up Cost Basis Adjustments	Adjusted year ended December 31, 2013
Investment income			
Interest income(1)	\$ 107,027	\$ (896)	\$ 106,131
Dividend income	5,049	—	5,049
Other income	2,836	—	2,836
Total investment income	<u>114,912</u>	<u>(896)</u>	<u>114,016</u>
Total net expenses pre-incentive fee(2)	<u>31,504</u>	<u>—</u>	<u>31,504</u>
Pre-Incentive Fee Net Investment Income	<u>83,408</u>	<u>(896)</u>	<u>82,512</u>
Incentive fee(3)	<u>19,731</u>	<u>—</u>	<u>19,731</u>
Post-Incentive Fee Net Investment Income	<u>63,677</u>	<u>(896)</u>	<u>62,781</u>
Net realized gains (losses) on investments	7,253(4)	(3,158)	4,095
Net change in unrealized appreciation of investments	<u>7,994</u>	<u>4,054</u>	<u>12,048</u>
Net increase in members' capital resulting from operations	<u>\$ 78,924</u>		<u>\$ 78,924</u>

(1) Includes \$3,428 in payment-in-kind interest from investments.

(2) Includes expense waivers and reimbursements of \$3,233.

(3) For the year ended December 31, 2013, the Operating Company incurred total incentive fees of \$19,731, of which \$3,229 related to capital gains incentive fees on a hypothetical liquidation basis.

(4) Includes \$1,722 of realized gains on investments resulting from the modification of terms on one debt investment that was accounted for as an extinguishment.

**Combined Notes to the Consolidated Financial Statements of New Mountain Finance Holdings, L.L.C.,
the Financial Statements of New Mountain Finance Corporation and the Financial Statements
of New Mountain Finance AIV Holdings Corporation (Continued)**

December 31, 2013

(in thousands, except units/shares and per unit/share data)

Note 5. Agreements (Continued)

The following Statement of Operations for the year ended December 31, 2012 is adjusted to reflect this step-up to fair market value.

	Year ended December 31, 2012	Stepped-up Cost Basis Adjustments	Adjusted year ended December 31, 2012
Investment income			
Interest income	\$ 83,646	\$ (3,476)	\$ 80,170
Dividend income	812	—	812
Other income	1,328	—	1,328
Total investment income	<u>85,786</u>	<u>(3,476)</u>	<u>82,310</u>
Total expenses pre-incentive fee(1)	<u>24,625</u>	<u>—</u>	<u>24,625</u>
Pre-Incentive Fee Net Investment Income	<u>61,161</u>	<u>(3,476)</u>	<u>57,685</u>
Incentive fee(2)	<u>15,944</u>	<u>—</u>	<u>15,944</u>
Post-Incentive Fee Net Investment Income	<u>45,217</u>	<u>(3,476)</u>	<u>41,741</u>
Net realized gains (losses) on investments	18,851	(6,958)	11,893
Net change in unrealized appreciation of investments	<u>9,928</u>	<u>10,434</u>	<u>20,362</u>
Net increase in members' capital resulting from operations	<u>\$ 73,996</u>		<u>\$ 73,996</u>

(1) Includes expense waivers and reimbursements of \$2,460.

(2) For the year ended December 31, 2012, the Operating Company incurred total incentive fees of \$15,944, of which \$4,407 related to capital gains incentive fees on a hypothetical liquidation basis.

**Combined Notes to the Consolidated Financial Statements of New Mountain Finance Holdings, L.L.C.,
the Financial Statements of New Mountain Finance Corporation and the Financial Statements
of New Mountain Finance AIV Holdings Corporation (Continued)**

December 31, 2013

(in thousands, except units/shares and per unit/share data)

Note 5. Agreements (Continued)

The following Statement of Operations for the Operating Company for the period May 19, 2011 (effective date of the Investment Management Agreement) to December 31, 2011 is adjusted to reflect this step-up to fair market value.

	Period from May 19, 2011 to December 31, 2011	Stepped-up Cost Basis Adjustments	Adjusted period from May 19, 2011 to December 31, 2011
Investment income			
Interest income	\$ 38,836	\$ (2,019)	\$ 36,817
Other income	670	—	670
Total investment income	39,506	(2,019)	37,487
Total expenses pre-incentive fee(1)	11,863	—	11,863
Pre-Incentive Fee Net Investment Income	27,643	(2,019)	25,624
Incentive fee(2)	3,522	—	3,522
Post-Incentive Fee Net Investment Income	24,121	(2,019)	22,102
Net realized gains (losses) on investments	3,298	(2,422)	876
Net change in unrealized (depreciation) appreciation of investments	(15,538)	4,441	(11,097)
Net increase in members' capital resulting from operations	<u>\$ 11,881</u>		<u>\$ 11,881</u>

(1) Includes expense waivers and reimbursements of \$2,186.

(2) For the year ended December 31, 2011, the Operating Company had no incentive fees related to capital gains incentive fees on a hypothetical liquidation basis.

The Companies have entered into an Administration Agreement with the Administrator under which the Administrator provides administrative services. The Administrator performs, or oversees the performance of, the Companies' financial records, prepares reports filed with the Securities and Exchange Commission, generally monitors the payment of the Companies' expenses, and watches the performance of administrative and professional services rendered by others. The Operating Company will reimburse the Administrator for the Companies' allocable portion of overhead and other expenses incurred by the Administrator in performing its obligations to the Companies under the Administration Agreement. Pursuant to the Administration Agreement and further restricted by the Operating Company, expenses payable to the Administrator by the Operating Company as well as other direct and indirect expenses (excluding interest, other credit facility expenses, trading expenses and management and incentive fees) have been capped at \$3,500 for the time period from April 1, 2012 to March 31, 2013 and capped at \$4,250 for the time period from April 1, 2013 to March 31, 2014.

**Combined Notes to the Consolidated Financial Statements of New Mountain Finance Holdings, L.L.C.,
the Financial Statements of New Mountain Finance Corporation and the Financial Statements
of New Mountain Finance AIV Holdings Corporation (Continued)**

December 31, 2013

(in thousands, except units/shares and per unit/share data)

Note 5. Agreements (Continued)

The Operating Company has revised its presentation of expenses and expense waivers and reimbursements for the years ended December 31, 2012 and December 31, 2011. Expenses were previously presented net of waivers and reimbursements, which had been included parenthetically. The revised presentation shows total gross expenses with a separate reduction for expense waivers and reimbursements.

The Operating Company incurred the following expenses in excess of the expense cap for the years ended December 31, 2013, December 31, 2012 and December 31, 2011:

	Years ended December 31,		
	2013	2012	2011
Professional fees	\$ 1,773	\$ 1,070	\$ 1,315
Administrative expenses	1,460	1,390	871
Other general and administrative expenses	—	—	—
Total expense waivers and reimbursements	<u>\$ 3,233</u>	<u>\$ 2,460</u>	<u>\$ 2,186</u>

As of December 31, 2013 and December 31, 2012, \$459 and \$534, respectively, of the expense waivers and reimbursements was receivable from an affiliate.

The Companies, the Investment Adviser and the Administrator have also entered into a Trademark License Agreement, as amended, with New Mountain Capital, L.L.C., pursuant to which New Mountain Capital, L.L.C. has agreed to grant the Companies, the Investment Adviser and the Administrator, a non-exclusive, royalty-free license to use the "New Mountain" and the "New Mountain Finance" names. Under the Trademark License Agreement, as amended, subject to certain conditions, the Companies, the Investment Adviser and the Administrator will have a right to use the "New Mountain" and "New Mountain Finance" names, for so long as the Investment Adviser or one of its affiliates remains the investment adviser of the Operating Company. Other than with respect to this limited license, the Companies, the Investment Adviser and the Administrator will have no legal right to the "New Mountain" or the "New Mountain Finance" names.

NMFC entered into a Registration Rights Agreement with AIV Holdings, Steven B. Klinsky (the Chairman of the Companies' board of directors), an entity related to Steven B. Klinsky and the Investment Adviser. Subject to several exceptions, AIV Holdings and the Investment Adviser have the right to require NMFC to register for public resale under the Securities Act of 1933, as amended (the "Securities Act of 1933"), all registerable securities that are held by any of them and that they request to be registered. Registerable securities subject to the Registration Rights Agreement are shares of NMFC's common stock issued or issuable in exchange for units and any other shares of NMFC's common stock held by AIV Holdings, the Investment Adviser and any of their transferees. The rights under the Registration Rights Agreement can be conditionally exercised by AIV Holdings or the Investment Adviser, meaning that prior to the effectiveness of the registration statement related to the shares, AIV Holdings or the Investment Adviser can withdraw their request to have the shares registered. AIV Holdings and the Investment Adviser may each assign their rights to any person that acquires registerable securities subject to the Registration Rights Agreement and who agrees to be

**Combined Notes to the Consolidated Financial Statements of New Mountain Finance Holdings, L.L.C.,
the Financial Statements of New Mountain Finance Corporation and the Financial Statements
of New Mountain Finance AIV Holdings Corporation (Continued)**

December 31, 2013

(in thousands, except units/shares and per unit/share data)

Note 5. Agreements (Continued)

bound by the terms of the Registration Rights Agreement. Steven B. Klinsky and a related entity will have the right to "piggyback", or include their own registerable securities in such a registration. Shares held by AIV Holdings and Steven B. Klinsky were registered on a shelf registration statement on Form N-2.

AIV Holdings and the Investment Adviser may require NMFC to use its reasonable best efforts to register under the Securities Act of 1933 all or any portion of these registerable securities upon a "demand request". The demand registration rights are subject to certain limitations.

The Registration Rights Agreement includes limited blackout and suspension periods. In addition, AIV Holdings and the Investment Adviser may also require NMFC to file a shelf registration statement on Form N-2 for the resale of their registerable securities if NMFC is eligible to use Form N-2 at that time.

Holders of registerable securities have "piggyback" registration rights, including AIV Holdings, which means that these holders may include their respective shares in any future registrations of NMFC's equity securities, whether or not that registration relates to a primary offering by NMFC or a secondary offering by or on behalf of any of NMFC's stockholders. AIV Holdings, the Investment Adviser and Steven B. Klinsky (and a related entity) have priority over NMFC in any registration that is an underwritten offering.

AIV Holdings, the Investment Adviser and Steven B. Klinsky (and a related entity) will be responsible for the expenses of any demand registration (including underwriters' discounts or commissions) and their pro-rata share of any "piggyback" registration. NMFC has agreed to indemnify AIV Holdings, the Investment Adviser and Steven B. Klinsky (and a related entity) with respect to liabilities resulting from untrue statements or omissions in any registration statement filed pursuant to the Registration Rights Agreement, other than untrue statements or omissions resulting from information furnished to NMFC by such parties. AIV Holdings, the Investment Adviser and Steven B. Klinsky (and a related entity) have also agreed to indemnify NMFC with respect to liabilities resulting from untrue statements or omissions furnished by them to NMFC relating to them in any registration statement.

Note 6. Related Parties

The Companies have entered into a number of business relationships with affiliated or related parties. NMFC and AIV Holdings own all the outstanding units of the Operating Company. As of December 31, 2013, NMFC and AIV Holdings own approximately 94.4% and 5.6%, respectively, of the units of the Operating Company.

The Operating Company has entered into the Investment Management Agreement with the Investment Adviser, a wholly-owned subsidiary of New Mountain Capital. Therefore, New Mountain Capital is entitled to any profits earned by the Investment Adviser, which includes any fees payable to the Investment Adviser under the terms of the Investment Management Agreement, less expenses incurred by the Investment Adviser in performing its services under the Investment Management Agreement.

**Combined Notes to the Consolidated Financial Statements of New Mountain Finance Holdings, L.L.C.,
the Financial Statements of New Mountain Finance Corporation and the Financial Statements
of New Mountain Finance AIV Holdings Corporation (Continued)**

December 31, 2013

(in thousands, except units/shares and per unit/share data)

Note 6. Related Parties (Continued)

The Companies have entered into an Administration Agreement with the Administrator, a wholly-owned subsidiary of New Mountain Capital. The Administrator arranges office space for the Companies and provides office equipment and administrative services necessary to conduct their respective day-to-day operations pursuant to the Administration Agreement. The Operating Company reimburses the Administrator for the allocable portion of overhead and other expenses incurred by it in performing its obligations to the Companies under the Administration Agreement including rent, the fees and expenses associated with performing administrative, finance and compliance functions, and the compensation of the Companies' chief financial officer and chief compliance officer and their respective staffs. Pursuant to the Administration Agreement and further restricted by the Operating Company, expenses payable to the Administrator by the Operating Company as well as other direct and indirect expenses (excluding interest, other credit facility expenses, trading expenses and management and incentive fees) have been capped at \$3,500 for the time period from April 1, 2012 to March 31, 2013 and capped at \$4,250 for the time period from April 1, 2013 to March 31, 2014. The expense cap will expire on March 31, 2014. Thereafter, the Administrator may, in its own discretion, submit to the Operating Company for reimbursement some or all of the expenses that the Administrator has incurred on behalf of the Operating Company during any quarterly period. As a result, the amount of expenses for which the Operating Company will have to reimburse the Administrator may fluctuate in future quarterly periods and there can be no assurance given as to when, or if, the Administrator may determine to limit the expenses that the Administrator submits to the Operating Company for reimbursement in the future. However, it is expected that the Administrator will continue to support part of the expense burden of the Operating Company in the near future.

The Companies, the Investment Adviser and the Administrator have entered into a royalty-free Trademark License Agreement, as amended, with New Mountain Capital, L.L.C., pursuant to which New Mountain Capital, L.L.C. has agreed to grant the Companies, the Investment Adviser and the Administrator, a non-exclusive, royalty-free license to use the name "New Mountain" and "New Mountain Finance".

The Companies have adopted a formal code of ethics that governs the conduct of their respective officers and directors. These officers and directors also remain subject to the duties imposed by the 1940 Act, the Delaware General Corporation Law and the Delaware Limited Liability Company Act.

The Investment Adviser and its affiliates may also manage other funds in the future that may have investment mandates that are similar, in whole and in part, with the Operating Company' investment mandates. The Investment Adviser and its affiliates may determine that an investment is appropriate for the Operating Company and for one or more of those other funds. In such event, depending on the availability of such investment and other appropriate factors, the Investment Adviser or its affiliates may determine that the Operating Company should invest side-by-side with one or more other funds. Any such investments will be made only to the extent permitted by applicable law and interpretive positions of the Securities and Exchange Commission and its staff, and consistent with the Investment Adviser's allocation procedures.

**Combined Notes to the Consolidated Financial Statements of New Mountain Finance Holdings, L.L.C.,
the Financial Statements of New Mountain Finance Corporation and the Financial Statements
of New Mountain Finance AIV Holdings Corporation (Continued)**

December 31, 2013

(in thousands, except units/shares and per unit/share data)

Note 6. Related Parties (Continued)

Concurrently with the IPO, NMFC sold an additional 2,172,000 shares of its common stock to certain executives and employees of, and other individuals affiliated with, New Mountain Capital in the Concurrent Private Placement.

Note 7. Borrowing Facilities

Holdings Credit Facility—The Loan and Security Agreement, as amended and restated, dated May 19, 2011 (the "Holdings Credit Facility") among the Operating Company as the Borrower and Collateral Administrator, Wells Fargo Securities, L.L.C. as the Administrative Agent, and Wells Fargo Bank, National Association, as the Collateral Custodian, is structured as a revolving credit facility and matures on October 27, 2016, as amended on May 8, 2012. The Operating Company became a party to the Holdings Credit Facility upon the IPO of NMFC. The Holdings Credit Facility amends and restates the credit facility of the Predecessor Entities (the "Predecessor Credit Facility").

The maximum amount of revolving borrowings available under the Holdings Credit Facility is \$280,000, as amended on October 28, 2013. As of December 31, 2013, the Operating Company was permitted to borrow up to 45.0% or 25.0% of the purchase price of pledged first lien or non-first lien debt securities, and up to 70.0% and 45.0% of the purchase price of specified first lien debt securities and specified non-first lien debt securities, respectively, subject to approval by Wells Fargo Bank, National Association. The Holdings Credit Facility is collateralized by all of the investments of the Operating Company on an investment by investment basis. All fees associated with the origination or upsizing of the Holdings Credit Facility are capitalized on the Operating Company's Consolidated Statement of Assets, Liabilities, and Members' Capital and charged against income as other credit facility expenses over the life of the Holdings Credit Facility. The Holdings Credit Facility contains certain customary affirmative and negative covenants and events of default, including the occurrence of a change in control. In addition, the Holdings Credit Facility requires the Operating Company to maintain a minimum asset coverage ratio. However, the covenants are generally not tied to mark to market fluctuations in the prices of the Operating Company's investments, but rather to the performance of the underlying portfolio companies.

The Holdings Credit Facility bears interest at a rate of the London Interbank Offered Rate ("LIBOR") plus 2.75% per annum, as amended on May 8, 2012, and charges a non-usage fee, based on the unused facility amount multiplied by the Non-Usage Fee Rate (as defined in the credit agreement).

**Combined Notes to the Consolidated Financial Statements of New Mountain Finance Holdings, L.L.C.,
the Financial Statements of New Mountain Finance Corporation and the Financial Statements
of New Mountain Finance AIV Holdings Corporation (Continued)**

December 31, 2013

(in thousands, except units/shares and per unit/share data)

Note 7. Borrowing Facilities (Continued)

The following table summarizes the interest expense and non-usage fees incurred by the Operating Company on the Holdings Credit Facility for the years ended December 31, 2013, December 31, 2012 and December 31, 2011.

	Years ended December 31,		
	2013	2012	2011
Interest expense	\$ 5,487	\$ 4,172	\$ 2,043
Non-usage fee	\$ 367	\$ 281	\$ 608
Weighted average interest rate	2.9%	3.1%	3.2%
Average debt outstanding	\$ 184,124	\$ 133,600	\$ 61,561

The outstanding balance of Holdings Credit Facility as of December 31, 2013, December 31, 2012 and December 31, 2011 was \$221,849, \$206,938 and \$129,038, respectively, and the Operating Company was not aware of any instances of non-compliance related to the Holdings Credit Facility on such dates.

SLF Credit Facility—NMF SLF's Loan and Security Agreement, as amended and restated, dated October 27, 2010 (the "SLF Credit Facility") among NMF SLF as the Borrower, the Operating Company as the Collateral Administrator, Wells Fargo Securities, L.L.C. as the Administrative Agent, and Wells Fargo Bank, National Association, as the Collateral Custodian, is structured as a revolving credit facility and matures on October 27, 2016, as amended on May 8, 2012. The maximum amount of revolving borrowings available under the SLF Credit Facility is \$215,000, as amended on December 18, 2012. The loan is non-recourse to the Operating Company and secured by all assets owned by the borrower on an investment by investment basis. All fees associated with the origination or upsizing of the SLF Credit Facility are capitalized on the Consolidated Statement of Assets, Liabilities, and Members' Capital and charged against income as other credit facility expenses over the life of the SLF Credit Facility. The SLF Credit Facility contains certain customary affirmative and negative covenants and events of default, including the occurrence of a change in control. The covenants are generally not tied to mark to market fluctuations in the prices of our investments, but rather to the performance of the underlying portfolio companies. Due to an amendment to the SLF Credit Facility on October 27, 2011, NMF SLF is no longer restricted from the purchase or sale of loans with an affiliate. Therefore, specified loans can be moved as collateral between the Holdings Credit Facility and the SLF Credit Facility.

As of December 31, 2013, the SLF Credit Facility permits borrowings of up to 70.0% of the purchase price of pledged first lien debt securities and up to 25.0% of the purchase price of specified second lien loans, of which, up to 25.0% of the aggregate outstanding loan balance of all pledged debt securities in the SLF Credit Facility is allowed to be derived from second lien loans, subject to approval by Wells Fargo Bank, National Association, as amended on March 11, 2013.

The SLF Credit Facility bears interest at a rate of LIBOR plus 2.00% per annum for first lien loans and 2.75% for second lien loans, respectively, as amended on March 11, 2013. A non-usage fee is paid, based on the unused facility amount multiplied by the Non-Usage Fee Rate (as defined in the credit agreement).

**Combined Notes to the Consolidated Financial Statements of New Mountain Finance Holdings, L.L.C.,
the Financial Statements of New Mountain Finance Corporation and the Financial Statements
of New Mountain Finance AIV Holdings Corporation (Continued)**

December 31, 2013

(in thousands, except units/shares and per unit/share data)

Note 7. Borrowing Facilities (Continued)

The following table summarizes the interest expense and non-usage fees incurred by the Operating Company on the SLF Credit Facility for the years ended December 31, 2013, December 31, 2012 and December 31, 2011.

	<u>Years ended December 31,</u>		
	<u>2013</u>	<u>2012</u>	<u>2011</u>
Interest expense	\$ 4,891	\$ 4,274	\$ 3,369
Non-usage fee	\$ 3	\$ 22	\$ 94
Weighted average interest rate	2.3%	2.3%	2.5%
Average debt outstanding	\$ 214,317	\$ 181,395	\$ 133,825

The outstanding balance as of December 31, 2013, December 31, 2012 and December 31, 2011 was \$214,668, \$214,262 and \$165,928, respectively, and NMF SLF was not aware of any instances of non-compliance related to the SLF Credit Facility on such dates.

Leverage risk factors—The Operating Company utilizes and may utilize leverage to the maximum extent permitted by the law for investment and other general business purposes. The Operating Company's lenders will have fixed dollar claims on certain assets that are superior to the claims of the Operating Company's unit holders, and therefore NMFC's common stockholders, and the Operating Company would expect such lenders to seek recovery against these assets in the event of a default. The use of leverage also magnifies the potential for gain or loss on amounts invested. Leverage may magnify interest rate risk (particularly on the Operating Company's fixed-rate investments), which is the risk that the prices of portfolio investments will fall or rise if market interest rates for those types of securities rise or fall. As a result, leverage may cause greater changes in the Operating Company's net asset value. Similarly, leverage may cause a sharper decline in the Operating Company's income than if the Operating Company had not borrowed. Such a decline could negatively affect the Operating Company's ability to make dividend payments to its unit holders. Leverage is generally considered a speculative investment technique. The Operating Company's ability to service any debt incurred will depend largely on financial performance and will be subject to prevailing economic conditions and competitive pressures.

Note 8. Regulation

NMFC and AIV Holdings have elected to be treated, and intend to comply with the requirements to continue to qualify annually, as RICs under Subchapter M of the Code. In order to continue to qualify as RICs, among other things, NMFC and AIV Holdings are required to timely distribute to their stockholders at least 90.0% of investment company taxable income, as defined by the Code, for each year. NMFC and AIV Holdings, among other things, intend to make and continue to make the requisite distributions to their stockholders, which will generally relieve NMFC and AIV Holdings from U.S. federal, state, and local income taxes (excluding excise taxes which may be imposed under the Code). However, under certain circumstances, the distributions that the Operating Company makes to its members may not be sufficient for AIV Holdings to satisfy the annual distribution requirement necessary for AIV Holdings to continue to qualify as a RIC. In that case, it is expected that Guardian

**Combined Notes to the Consolidated Financial Statements of New Mountain Finance Holdings, L.L.C.,
the Financial Statements of New Mountain Finance Corporation and the Financial Statements
of New Mountain Finance AIV Holdings Corporation (Continued)**

December 31, 2013

(in thousands, except units/shares and per unit/share data)

Note 8. Regulation (Continued)

AIV would consent to be treated as if it received distributions from AIV Holdings sufficient to satisfy the annual distribution requirement. Guardian AIV would be required to include the consent dividend in its taxable income as dividend from AIV Holdings, which would result in phantom (i.e., non-cash) taxable income to Guardian AIV.

Additionally as BDCs, the Companies must not acquire any assets other than "qualifying assets" specified in the 1940 Act unless, at the time the acquisition is made, at least 70.0% of its total assets are qualifying assets (with certain limited exceptions).

Note 9. Commitments and Contingencies

In the normal course of business, the Companies may enter into contracts that contain a variety of representations and warranties and which provide general indemnifications. The Operating Company may also enter into future funding commitments such as revolving credit facilities, bridge financing commitments, or delayed draw commitments. As of December 31, 2013, the Operating Company had unfunded commitments on revolving credit facilities of \$15,500, and no outstanding bridge financing commitments or other future funding commitments. The unfunded commitments on revolving credit facilities are disclosed on the Operating Company's Consolidated Schedule of Investments. As of December 31, 2012, the Operating Company had unfunded commitments on revolving credit facilities of \$10,500 and no outstanding bridge financing commitments or other future funding commitments, all of which are disclosed on the Operating Company's Consolidated Schedule of Investments.

The Operating Company also has revolving borrowings available under the Holdings Credit Facility and the SLF Credit Facility as of December 31, 2013. See Note 7, *Borrowing Facilities*, for details.

The Operating Company may from time to time enter into financing commitment letters. As of December 31, 2013 and December 31, 2012, the Operating Company did not enter into any commitment letters to purchase debt investments, which could require funding in the future.

Note 10. Distributions

Differences between taxable income and the results of operations for financial reporting purposes may be permanent or temporary in nature. Permanent differences are reclassified among capital accounts in the financial statements to reflect their tax character. Differences in classification may also result from the treatment of short-term gains as ordinary income for tax purposes. During the years ended December 31, 2013, December 31, 2012 and December 31, 2011, NMFC did not have any reclassifications of amounts for book purposes arising from permanent book/tax differences. During the years ended December 31, 2013, December 31, 2012 and December 31, 2011, AIV Holdings had

**Combined Notes to the Consolidated Financial Statements of New Mountain Finance Holdings, L.L.C.,
the Financial Statements of New Mountain Finance Corporation and the Financial Statements
of New Mountain Finance AIV Holdings Corporation (Continued)**

December 31, 2013

(in thousands, except units/shares and per unit/share data)

Note 10. Distributions (Continued)

reclassifications of amounts for book purposes arising from permanent book/tax differences related to return of capital distributions and consent dividends, respectively.

	December 31, 2013		December 31, 2012		December 31, 2011	
	NMFC	AIV Holdings	NMFC	AIV Holdings	NMFC	AIV Holdings
Undistributed net investment income	\$ —	\$ —	\$ —	\$ —	\$ —	\$ —
Distributions in excess of net realized gains	—	(21,821)	—	(9,707)	—	(1,536)
Additional paid-in-capital	—	21,821	—	9,707	—	1,536

For federal income tax purposes, distributions paid to stockholders of NMFC and AIV Holdings are reported as ordinary income, return of capital, long term capital gains or a combination thereof. The tax character of distributions paid by NMFC and AIV Holdings for the years ended December 31, 2013, December 31, 2012 and December 31, 2011 were estimated to be as follows:

	Years ended December 31,					
	2013		2012		2011	
	NMFC	AIV Holdings	NMFC	AIV Holdings	NMFC	AIV Holdings
Ordinary income(non-qualified)	\$ 44,778	\$ 19,972	\$ 26,218	\$ 40,692	\$ 8,944	\$ 14,694
Ordinary income (qualified)	2,742	716	—	—	—	—
Capital gains	4,324	—	501	2,056	256	2,697
Return of capital	—	181,476	—	48,128	—	—
Total	\$ 51,844	\$ 202,164	\$ 26,719	\$ 90,876	\$ 9,200	\$ 17,391

**Combined Notes to the Consolidated Financial Statements of New Mountain Finance Holdings, L.L.C.,
the Financial Statements of New Mountain Finance Corporation and the Financial Statements
of New Mountain Finance AIV Holdings Corporation (Continued)**

December 31, 2013

(in thousands, except units/shares and per unit/share data)

Note 10. Distributions (Continued)

As of December 31, 2013, the costs of investments for NMFC and AIV Holdings for tax purposes were \$642,704 and \$68,547, respectively. As of December 31, 2012, the costs of investments for NMFC and AIV Holdings for tax purposes were \$343,248 and \$245,659, respectively. As of December 31, 2013, NMFC and AIV Holdings had capital loss carryforwards of approximately zero and \$15,772, respectively.

At December 31, 2013, December 31, 2012 and December 31, 2011, the components of distributable earnings on a tax basis differ from the amounts reflected per NMFC's and AIV Holdings' respective Statements of Assets and Liabilities by temporary book/tax differences primarily arising from differences between the tax and book basis of NMFC's and AIV Holdings' respective investment in the Operating Company and undistributed income.

As of December 31, 2013, December 31, 2012 and December 31, 2011, the components of accumulated earnings / (deficit) on a tax basis were as follows:

	Years ended December 31,					
	2013		2012		2011	
	NMFC	AIV Holdings	NMFC	AIV Holdings	NMFC	AIV Holdings
Accumulated capital gains / (losses)	\$ —	\$ (15,772)	\$ —	\$ —	\$ —	\$ —
Other temporary differences	10,070	(4,982)	7,942	(5,032)	—	—
Undistributed ordinary income	3,856	—	528	—	66	1,778
Unrealized (appreciation) / depreciation	2,346	(2,830)	(2,274)	(10,970)	823	(886)
Components of distributable earnings	\$ 16,272	\$ (23,584)	\$ 6,196	\$ (16,002)	\$ 889	\$ 892

NMFC and AIV Holdings are subject to a 4.0% nondeductible federal excise tax on certain undistributed income unless NMFC and AIV Holdings distribute, in a timely manner as required by the Code, an amount at least equal to the sum of (1) 98.0% of their respective net ordinary income earned for the calendar year and (2) 98.2% of their respective capital gain net income for the one-year period ending October 31 in the calendar year. For the year ended December 31, 2012, both NMFC and AIV Holdings had no accrued estimated excise taxes. For the year ended December 31, 2013, NMFC and AIV Holdings accrued estimated excise taxes of \$2.3 and zero, respectively.

resulting from operations	—	—	—	19,792	7,593	4,399	31,784
Balance at December 31, 2012	24,326,251	\$ 243	\$ 335,487	\$ —	\$ 952	\$ 5,244	\$ 341,926
Issuances of common stock	20,898,504	209	298,177	—	—	—	298,386
Deferred offering costs allocated from New Mountain Finance Holdings, L.L.C.	—	—	(281)	—	—	—	(281)
Dividends declared	—	—	—	(50,521)	(1,323)	—	(51,844)
Net increase in stockholder equity resulting from operations	—	—	—	50,521	5,427	5,972	61,920
Balance at December 31, 2013	<u>45,224,755</u>	<u>\$ 452</u>	<u>\$ 633,383</u>	<u>\$ —</u>	<u>\$ 5,056</u>	<u>\$ 11,216</u>	<u>\$ 650,107</u>

- (1) On May 19, 2011, NMFC priced its IPO of 7,272,727 shares of common stock at a public offering price of \$13.75 per share.
- (2) Concurrently with the closing of the IPO and at the public offering price of \$13.75 per share, NMFC sold an additional 2,172,000 shares of its common stock to certain executives and employees of, and other individuals affiliated with, New Mountain Capital in the Concurrent Private Placement.
- (3) On May 19, 2011, NMFC issued 1,252,964 share of common stock to New Mountain Guardian Partners, L.P. for their respective ownership interest in the Predecessor Entities.

**Combined Notes to the Consolidated Financial Statements of New Mountain Finance Holdings, L.L.C.,
the Financial Statements of New Mountain Finance Corporation and the Financial Statements
of New Mountain Finance AIV Holdings Corporation (Continued)**

December 31, 2013

(in thousands, except units/shares and per unit/share data)

Note 11. Stockholders' Equity (Continued)

The table below illustrates the effect of certain transactions on the capital accounts of AIV Holdings:

	Common Stock		Paid in Capital in Excess of Par	Undistributed Net Investment Income	Distributions In Excess of Net Realized Gains	Net Unrealized (Depreciation) Appreciation	Total Stockholder's Equity
	Shares	Par Amount					
Balance at December 31 2010	—	\$ —	\$ —	\$ —	\$ —	\$ —	\$ —
Issuance of common stock to New Mountain Guardian AIV, L.P.(2)	100	—(1)	298,407	—	—	—	298,407
Deferred offering costs allocated from New Mountain Finance Holdings, L.L.C.	—	—	(7,559)	—	—	—	(7,559)
Dividends declared	—	—	—	(15,775)	(1,616)	—	(17,391)
Net increase (decrease) in stockholder's equity resulting from operations	—	—	—	15,775	2,158	(16,375)	1,558
Tax reclassificatio related to consent dividends (See Note 10)	—	—	1,536	—	(1,536)	—	—
Balance at December 31 2011	100	\$ —(1)\$	292,384	\$ —	\$ (994)	\$ (16,375)	\$ 275,015
Deferred offering costs allocated from New Mountain Finance Holdings, L.L.C.	—	—	(241)	—	—	—	(241)
Dividends declared	—	—	—	(25,426)	(7,234)	—	(32,660)
Distribution to New Mountain Guardian AIV, L.P.	—	—	(57,835)	—	(381)	—	(58,216)
Net increase in stockholder's equity resulting from operations	—	—	—	25,426	11,640	7,049	44,115
Tax reclassificatio							

related to return of capital distributions (See Note 10)	—	—	9,707	—	(9,707)	—	—
Balance at December 31 2012	100	\$	(1)\$ 244,015	\$	— \$	(6,676) \$	(9,326) \$ 228,013
Deferred offering costs allocated from New Mountain Finance Holdings, L.L.C.	—	—	(50)	—	—	—	(50)
Dividends declared	—	—	—	(13,155)	(141)	—	(13,296)
Distribution to New Mountain Guardian AIV, L.P.	—	—	(203,793)	—	14,925	—	(188,868)
Net increase (decrease) in stockholder's equity resulting from operations	—	—	—	13,155	(13,099)	12,554	12,610
Tax reclassificatio related to return of capital distributions (See Note 10)	—	—	21,821	—	(21,821)	—	—
Balance at December 31 2013	100	\$	(1)\$ 61,993	\$	— \$	(26,812) \$	3,228 \$ 38,409

(1) As of December 31, 2013, December 31, 2012 and December 31, 2011, the par amount of the total common stock was \$1.

(2) On May 19, 2011, AIV Holdings issued 100 shares of common stock to New Mountain Guardian AIV, L.P. for their respective ownership interest in the Predecessor Entities.

**Combined Notes to the Consolidated Financial Statements of New Mountain Finance Holdings, L.L.C.,
the Financial Statements of New Mountain Finance Corporation and the Financial Statements
of New Mountain Finance AIV Holdings Corporation (Continued)**

December 31, 2013

(in thousands, except units/shares and per unit/share data)

Note 12. Earnings Per Share

The following information sets forth the computation of basic and diluted net increase in NMFC's net assets per share resulting from operations for the year ended December 31, 2013, December 31, 2012 and the period from May 19, 2011 (commencement of operations) to December 31, 2011:

	<u>Years ended December 31,</u>		<u>May 19, 2011</u>
	<u>2013</u>	<u>2012</u>	<u>(commencement of operations) to December 31, 2011</u>
Numerator for basic earnings per share:	\$ 61,920	\$ 31,784	\$ 10,331
Denominator for basic weighted average share:	35,092,722	14,860,838	10,697,691
Basic earnings per share:	\$ 1.76	\$ 2.14	\$ 0.97
Numerator for diluted earnings per share(a):	\$ 78,924	\$ 73,996	\$ 11,881
Denominator for diluted weighted average share(b):	44,021,920	34,011,738	30,919,629
Diluted earnings per share:	\$ 1.79	\$ 2.18	\$ 0.38

- (a) Includes the full income at the Operating Company for the period. For the period May 19, 2011 (commencement of operations) to December 31, 2011, NMFC's unrealized appreciation in the Operating Company resulting from the IPO is netted against AIV Holdings' unrealized depreciation in the Operating Company resulting from the IPO.
- (b) Assumes all AIV Holdings units in the Operating Company were exchanged for public shares of NMFC during the years ended December 31, 2013, December 31, 2012 and for the period from May 19, 2011 to December 31, 2011, respectively (see Note 1, *Formation and Business Purpose*).

**Combined Notes to the Consolidated Financial Statements of New Mountain Finance Holdings, L.L.C.,
the Financial Statements of New Mountain Finance Corporation and the Financial Statements
of New Mountain Finance AIV Holdings Corporation (Continued)**

December 31, 2013

(in thousands, except units/shares and per unit/share data)

Note 13. Financial Highlights

The following information sets forth the financial highlights for the Operating Company for the respective years ended December 31st.

	Years ended December 31,				
	2013	2012	2011	2010	2009
Total return based on net asset value(a)	13.27%	16.61%	10.09%	26.54%	76.38%
Average net assets for the period	\$ 630,156	\$ 474,561	\$ 361,031	\$ 245,951	\$ 195,467
Ratio to average net assets:					
Net investment income	10.10%	9.53%	10.67%	15.23%	10.44%
Total expenses (gross)	8.64%	9.07%	5.59%	1.59%	0.72%
Total expenses (net of reimbursable expenses)	8.13%	8.55%	4.99%	1.59%	0.72%
Net assets, end of year	\$ 688,516	\$ 569,939	\$ 420,502	\$ 241,927	\$ 239,441
Average debt outstanding—Holdings Credit Facility	\$ 184,124	\$ 133,600	\$ 61,561	\$ 68,343	\$ 65,014
Average debt outstanding—SLF Credit Facility	\$ 214,317	\$ 181,395	\$ 133,825	\$ 27,672	N/A
Weighted average common membership units outstanding for the year	44,021,920	34,011,738	30,919,629(b)	N/A	N/A
Asset coverage ratio	257.73%	235.31%	242.56%	307.43%	407.98%
Portfolio turnover	40.52%	52.02%	42.13%	76.69%	57.50%

N/A—Not applicable.

- (a) For the years ended December 31, 2013 and December 31, 2012, total return is calculated assuming a purchase at net asset value on the opening of the first day of the year and a sale at net asset value on the last day of the respective year. Dividends and distributions, if any, are assumed for purposes of this calculation, to be reinvested at the net asset value on the last day of the respective quarter. For the year ended December 31, 2011, total return is calculated in two parts: (1) from the opening of the first day of the year to NMFC's IPO date, total return is calculated based on net income over weighted average net assets and (2) from NMFC's IPO date to the last day of the year, total return is calculated assuming a purchase at net asset value on NMFC's IPO date and a sale at net asset value on the last day of the year. Dividends and distributions, if any, are assumed for purposes of this calculation, to be reinvested at the net asset value on the last day of the respective quarter. For the years ended December 31, 2010 and December 31, 2009, total return is the ratio of net income compared to capital, adjusted for capital contributions and distributions.

- (b) Weighted average common membership units outstanding presented from May 19, 2011 to December 31, 2011, as the fund became unitized on May 19, 2011, the IPO date.

**Combined Notes to the Consolidated Financial Statements of New Mountain Finance Holdings, L.L.C.,
the Financial Statements of New Mountain Finance Corporation and the Financial Statements
of New Mountain Finance AIV Holdings Corporation (Continued)**

December 31, 2013

(in thousands, except units/shares and per unit/share data)

Note 13. Financial Highlights (Continued)

	<u>Years ended December 31,</u>		<u>May 19, 2011</u>
	<u>2013</u>	<u>2012</u>	<u>(commencement of operations) to December 31, 2011</u>
Per unit data for the Operating Company(a):			
Net asset value, January 1, 2013, January 1, 2012 and May 19, 2011(b), respectively	\$ 14.06	\$ 13.60	\$ 14.08
Net investment income	1.45	1.33	0.78
Net realized and unrealized gains (losses)	0.35	0.84	(0.40)
Dividends from net investment income	<u>(1.48)</u>	<u>(1.71)</u>	<u>(0.86)</u>
Net increase (decrease) in net assets resulting from operations	0.32	0.46	(0.48)
Net asset value, December 31, 2013, December 31, 2012 and December 31, 2011, respectively	<u>\$ 14.38</u>	<u>\$ 14.06</u>	<u>\$ 13.60</u>

(a) Per unit data is based on weighted average common membership units outstanding.

(b) Data presented from May 19, 2011 to December 31, 2011 as the fund became unitized on May 19, 2011, the IPO date.

**Combined Notes to the Consolidated Financial Statements of New Mountain Finance Holdings, L.L.C.,
the Financial Statements of New Mountain Finance Corporation and the Financial Statements
of New Mountain Finance AIV Holdings Corporation (Continued)**

December 31, 2013

(in thousands, except units/shares and per unit/share data)

Note 13. Financial Highlights (Continued)

The following information sets forth the financial highlights for NMFC for the year ended December 31, 2013, December 31, 2012 and the period May 19, 2011 to December 31, 2011. The ratios to average net assets have been annualized for the period May 19, 2011 to December 31, 2011.

	Years ended December 31,		May 19, 2011 (commencement of operations) to December 31, 2011
	2013	2012	2011
Per share data(a):			
Net asset value, January 1, 2013, January 1, 2012 and May 19, 2011(b), respectively	\$ 14.06	\$ 13.60	\$ 13.50
Net increase (decrease) in net assets resulting from operations allocated from New Mountain Finance Holdings, L.L.C.:			
Net investment income	1.45	1.33	0.78
Net realized and unrealized gains (losses)	0.35	0.84	(0.40)
Total net increase	1.80	2.17	0.38
Net change in unrealized appreciation (depreciation) of investment in New Mountain Finance Holdings, L.L.C.			
Dividends declared	(1.48)	(1.71)	(0.86)
Net asset value, December 31, 2013, December 31, 2012 and December 31, 2011, respectively	\$ 14.38	\$ 14.06	\$ 13.60
Per share market value, December 31, 2013, December 31, 2012 and December 31, 2011, respectively			
	\$ 15.04	\$ 14.90	\$ 13.41
Total return based on market value(c)	11.62%	24.84%	4.16%
Total return based on net asset value(d)	13.27%	16.61%	2.82%
Shares outstanding at end of period	45,224,755	24,326,251	10,697,691
Average weighted shares outstanding for the period	35,092,722	14,860,838	10,697,691
Average net assets for the period	\$ 502,822	\$ 196,312	\$ 147,766
Ratio to average net assets(e):			
Total expenses allocated from New Mountain Finance Holdings, L.L.C.	8.13%	8.55%	5.79%
Net investment income allocated from New Mountain Finance Holdings, L.L.C.	10.10%	9.53%	9.08%

(a) Per share data is based on the summation of the per share results of operations items over the outstanding shares for the period in which the respective line items were realized or earned.

(b) Data presented from May 19, 2011 to December 31, 2011 as the fund became unitized on May 19, 2011, the IPO date.

**Combined Notes to the Consolidated Financial Statements of New Mountain Finance Holdings, L.L.C.,
the Financial Statements of New Mountain Finance Corporation and the Financial Statements
of New Mountain Finance AIV Holdings Corporation (Continued)**

December 31, 2013

(in thousands, except units/shares and per unit/share data)

Note 13. Financial Highlights (Continued)

- (c) For the years ended December 31, 2013, December 31, 2012 and for the period May 19, 2011 to December 31, 2011, total return is calculated assuming a purchase of common stock at the opening of the first day of the years ended 2013 and 2012, and assuming a purchase of common stock at IPO, respectively, and a sale on the closing of the last day of the respective year. Dividends and distributions, if any, are assumed for purposes of this calculation, to be reinvested at prices obtained under NMFC's dividend reinvestment plan.
- (d) Total return is calculated assuming a purchase at net asset value on the opening of the first day of the period and a sale at net asset value on the last day of the period. Dividends and distributions, if any, are assumed for purposes of this calculation, to be reinvested at the net asset value on the last day of the respective quarter.
- (e) Ratio to average net assets for the years ended December 31, 2013 and December 31, 2012 is based on the summation of the results of operations items over the net assets for the period in which the respective line items were realized or earned.

The following information sets forth the financial highlights for AIV Holdings for the year ended December 31, 2013, December 31, 2012 and the period May 19, 2011 to December 31, 2011. The ratios to average net assets have been annualized for the period May 19, 2011 to December 31, 2011.

	Years ended December 31,		May 19, 2011 (commencement of operations) to December 31, 2011
	2013	2012	
Total return based on net asset value(a)	7.69%	18.04%	(5.44)%
Average net assets for the period	\$ 127,334	\$ 270,081	\$ 279,323
Ratio to average net assets(b):			
Total expenses allocated from New Mountain Finance Holdings, L.L.C.	8.13%	8.55%	5.79%
Net investment income allocated from New Mountain Finance Holdings, L.L.C.	10.10%	9.53%	9.08%

- (a) For the years ended December 31, 2013, December 31, 2012 and for the period May 19, 2011 to December 31, 2011, total return is calculated assuming a purchase at net asset value on the opening of the first day of the period and a sale at net asset value on the last business day of the period. Dividends and distributions, if any, are assumed for purposes of this calculation, to be reinvested at the net asset value on the last day of the respective quarter.
- (b) Ratio to average net assets for the years ended December 31, 2013 and December 31, 2012 is based on the summation of the results of operations items over the net assets for the period in which the respective line items were realized or earned.

**Combined Notes to the Consolidated Financial Statements of New Mountain Finance Holdings, L.L.C.,
the Financial Statements of New Mountain Finance Corporation and the Financial Statements
of New Mountain Finance AIV Holdings Corporation (Continued)**

December 31, 2013

(in thousands, except units/shares and per unit/share data)

Note 14. Selected Quarterly Financial Data (unaudited)

The below selected quarterly financial data is for the Operating Company.

(in thousands except for per unit data)

Quarter Ended	Investment Income		Net Investment Income		Total Net Realized Gains and Net Changes in Unrealized Appreciation (Depreciation) of Investments		Net Increase (Decrease) in Capital Resulting from Operations	
	Total	Per Unit	Total	Per Unit	Total	Per Unit	Total	Per Unit
December 31, 2013	\$ 28,645	\$ 0.60	\$ 15,848	\$ 0.33	\$ 3,213	\$ 0.07	\$ 19,061	\$ 0.40
September 30, 2013	25,793	0.57	12,659	0.29	7,819	0.17	20,478	0.46
June 30, 2013	35,156	0.82	23,543	0.55	(8,719)	(0.21)	14,824	0.34
March 31, 2013	25,318	0.62	11,627	0.28	12,934	0.32	24,561	0.60
December 31, 2012	\$ 24,713	\$ 0.65	\$ 13,522	\$ 0.36	\$ 3,478	\$ 0.09	\$ 17,000	\$ 0.45
September 30, 2012	21,752	0.60	10,136	0.28	12,109	0.34	22,245	0.62
June 30, 2012	20,299	0.66	11,646	0.38	(561)	(0.02)	11,085	0.36
March 31, 2012	19,022	0.62	9,913	0.32	13,754	0.45	23,667	0.77
December 31, 2011	\$ 17,127	\$ 0.55	\$ 9,540	\$ 0.31	\$ 8,317	\$ 0.27	\$ 17,857	\$ 0.58
September 30, 2011	15,069	0.49	10,002	0.32	(21,255)	(0.68)	(11,253)	(0.36)
June 30, 2011	13,116	0.42	9,554	0.31	(899)	(0.03)	8,655	0.28
March 31, 2011	11,212	N/A	9,429	N/A	6,990	N/A	16,419	N/A
December 31, 2010	\$ 9,820	N/A	\$ 8,335	N/A	\$ 7,978	N/A	\$ 16,313	N/A
September 30, 2010	13,881	N/A	13,145	N/A	5,560	N/A	18,705	N/A
June 30, 2010	8,597	N/A	7,777	N/A	(5,349)	N/A	2,428	N/A
March 31, 2010	9,077	N/A	8,208	N/A	18,138	N/A	26,346	N/A
December 31, 2009	\$ 7,617	N/A	\$ 6,617	N/A	\$ 1,617	N/A	\$ 8,234	N/A
September 30, 2009	6,148	N/A	6,030	N/A	33,709	N/A	39,739	N/A
June 30, 2009	5,092	N/A	4,877	N/A	42,562	N/A	47,439	N/A
March 31, 2009	2,910	N/A	2,883	N/A	27,385	N/A	30,268	N/A

N/A—Not applicable, as the Operating Company was not unitized until May 19, 2011.

**Combined Notes to the Consolidated Financial Statements of New Mountain Finance Holdings, L.L.C.,
the Financial Statements of New Mountain Finance Corporation and the Financial Statements
of New Mountain Finance AIV Holdings Corporation (Continued)**

December 31, 2013

(in thousands, except units/shares and per unit/share data)

Note 14. Selected Quarterly Financial Data (unaudited) (Continued)

The below selected quarterly financial data is for NMFC.

(in thousands except for per share data)

Quarter Ended	Net Investment Income allocated from the Operating Company		Total Net Realized and Unrealized Gains (Losses)		Net Increase (Decrease) in Net Assets Resulting from Operations	
	Total	Per Share	Total	Per Share	Total	Per Share
December 31, 2013	\$ 14,826	\$ 0.33	\$ 3,119	\$ 0.07	\$ 17,945	\$ 0.40
September 30, 2013	10,803	0.29	6,664	0.17	17,467	0.46
June 30, 2013	17,674	0.55	(6,682)	(0.21)	10,992	0.34
March 31, 2013	7,218	0.28	8,298	0.33	15,516	0.61
December 31, 2012	\$ 7,759	\$ 0.36	\$ 2,047	\$ 0.09	\$ 9,806	\$ 0.45
September 30, 2012	4,574	0.28	5,381	0.34	9,955	0.62
June 30, 2012	4,029	0.38	(194)	(0.02)	3,835	0.36
March 31, 2012	3,430	0.32	4,758	0.45	8,188	0.77
December 31, 2011	\$ 3,301	\$ 0.31	\$ 2,877	\$ 0.27	\$ 6,178	\$ 0.58
September 30, 2011	3,460	0.32	(7,353)	(0.68)	(3,893)	(0.36)
June 30, 2011	1,584	0.15	6,462	0.60	8,046	0.75
March 31, 2011	N/A	N/A	N/A	N/A	N/A	N/A

N/A—Not applicable, as NMFC did not commence operations until May 19, 2011.

**Combined Notes to the Consolidated Financial Statements of New Mountain Finance Holdings, L.L.C.,
the Financial Statements of New Mountain Finance Corporation and the Financial Statements
of New Mountain Finance AIV Holdings Corporation (Continued)**

December 31, 2013

(in thousands, except units/shares and per unit/share data)

Note 14. Selected Quarterly Financial Data (unaudited) (Continued)

The below selected quarterly financial data is for AIV Holdings.

(in thousands)

<u>Quarter Ended</u>	<u>Net Investment Income allocated from the Operating Company</u>	<u>Total Net Realized and Unrealized Gains (Losses)</u>	<u>Net Increase (Decrease) in Net Assets Resulting from Operations</u>
December 31, 2013	\$ 1,022	\$ (1,614)	\$ (592)
September 30, 2013	1,855	1,156	3,011
June 30, 2013	5,869	(3,078)	2,791
March 31, 2013	4,409	2,991	7,400
December 31, 2012	\$ 5,764	\$ 1,431	\$ 7,195
September 30, 2012	5,562	8,630	14,192
June 30, 2012	7,617	(367)	7,250
March 31, 2012	6,483	8,995	15,478
December 31, 2011	\$ 6,240	\$ 5,439	\$ 11,679
September 30, 2011	6,542	(13,902)	(7,360)
June 30, 2011	2,994	(5,755)	(2,761)
March 31, 2011	N/A	N/A	N/A

N/A—Not applicable, as AIV Holdings did not commence operations until May 19, 2011.

Note 15. Recent Accounting Standards Updates

In June 2013, the Financial Accounting Standards Board ("FASB") issued Accounting Standards Update No. 2013-08, *Financial Services—Investment Companies (Topic 946)*—Amendments to the Scope, Measurement and Disclosure Requirements ("ASU 2013-08"), which contains new guidance on assessing whether an entity is an investment company, requiring non-controlling ownership interests in investment companies to be measured at fair value and requiring certain additional disclosures. ASU 2013-08 is effective for interim and annual periods beginning after December 15, 2013. The adoption of ASU 2013-08 is not expected to have a material impact on the Companies' financial statements.

Note 16. Subsequent Events

On January 27, 2014, NMFC announced that the U.S. Small Business Administration ("SBA") issued a "green light" letter inviting NMFC to continue its application process to obtain a license to form and operate a Small Business Investment Company ("SBIC") subsidiary. If approved, a SBIC license would provide NMFC with an incremental source of attractive long-term capital.

Receipt of a green light letter from the SBA does not assure an applicant that the SBA will ultimately issue an SBIC license, and NMFC has received no assurance or indication from the SBA

**Combined Notes to the Consolidated Financial Statements of New Mountain Finance Holdings, L.L.C.,
the Financial Statements of New Mountain Finance Corporation and the Financial Statements
of New Mountain Finance AIV Holdings Corporation (Continued)**

December 31, 2013

(in thousands, except units/shares and per unit/share data)

Note 16. Subsequent Events (Continued)

that it will receive a SBIC license, or of the timeframe in which it would receive a license, should one ultimately be granted.

On February 3, 2014, NMFC completed an underwritten secondary public offering of 2,325,000 shares of its common stock on behalf of a selling stockholder, AIV Holdings, at a public offering price of \$14.70 per share. In connection with the underwritten secondary public offering, the underwriters purchased an additional 346,938 shares of NMFC's common stock from AIV Holdings with the exercise of the overallotment option to purchase up to an additional 346,938 shares of common stock. NMFC did not receive any proceeds from the sale of shares of NMFC's common stock by AIV Holdings. The Operating Company and NMFC did not bear any expenses in connection with this offering. The offering expenses were borne by the selling stockholder, AIV Holdings. As of February 3, 2014, AIV Holdings no longer owns any units of the Operating Company and NMFC owns 100.0% of the outstanding units of the Operating Company. As a result, the Companies' current organizational structure may be collapsed or simplified in the future.

On March 4, 2014, the Operating Company's board of directors, and subsequently NMFC's board of directors, declared a first quarter 2014 distribution of \$0.34 per unit/share payable on March 31, 2014 to holders of record as of March 17, 2014.

[Table of Contents](#)

The terms "we", "us", "our" and the "Companies" refers to the collective: New Mountain Finance Holdings, L.L.C., New Mountain Finance Corporation and New Mountain Finance AIV Holdings Corporation.

Item 9. Changes in and Disagreements with Accountants on Accounting and Financial Disclosure

None.

Item 9A. Controls and Procedures

(a) Evaluation of Disclosure Controls and Procedures

As of December 31, 2013 (the end of the period covered by this report), we, including our Chief Executive Officer and Chief Financial Officer, evaluated the effectiveness of the design and operation of our disclosure controls and procedures (as defined in Rule 13a-15(e) of the Securities Act of 1934, as amended). Based on that evaluation, our management, including the Chief Executive Officer and Chief Financial Officer, concluded that our disclosure controls and procedures were effective and provided reasonable assurance that information required to be disclosed in our periodic Securities and Exchange Commission filings is recorded, processed, summarized and reported within the time periods specified in the Securities and Exchange Commission's rules and forms, and that such information is accumulated and communicated to our management, including our Chief Executive Officer and Chief Financial Officer, as appropriate, to allow timely decisions regarding required disclosure. However, in evaluating the disclosure controls and procedures, management recognized that any controls and procedures, no matter how well designed and operated can provide only reasonable assurance of achieving the desired control objectives, and management necessarily was required to apply its judgment in evaluating the cost-benefit relationship of such possible controls and procedures.

(b) Report of Management on Internal Control Over Financial Reporting

Management is responsible for establishing and maintaining adequate internal control over financial reporting, and for performing an assessment of the effectiveness of internal control over financial reporting. Internal control over financial reporting is a process designed to provide reasonable assurance regarding the reliability of financial reporting and the preparation of financial statements for external purposes in accordance with generally accepted accounting principles. The Companies' internal control over financial reporting includes those policies and procedures that (i) pertain to assets of the Companies; (ii) provide reasonable assurance that transactions are recorded as necessary to permit preparation of financial statements in accordance with generally accepted accounting principles, and that receipts and expenditures of the Companies are being made only in accordance with authorizations of management and directors of the Companies; and (iii) provide reasonable assurance regarding prevention or timely detection of unauthorized acquisition, use, or disposition of the Companies' assets that could have a material effect on the financial statements.

Management performed an assessment of the effectiveness of the Companies' internal control over financial reporting as of December 31, 2013 based upon the criteria in the 1992 Internal Control—Integrated Framework issued by the Committee of Sponsoring Organizations of the Treadway Commission. Based on management's assessment, management determined that the Companies' internal control over financial reporting was effective as of December 31, 2013.

(c) Attestation Report of the Registered Public Accounting Firm.

Our independent registered public accounting firm, Deloitte & Touche LLP, has issued an attestation report on New Mountain Finance Corporation's internal control over financial reporting, which is set forth on the following page.



**REPORT OF INDEPENDENT REGISTERED PUBLIC ACCOUNTING FIRM ON
INTERNAL CONTROL OVER FINANCIAL REPORTING**

To the Board of Directors and Stockholders of
New Mountain Finance Corporation
New York, New York

We have audited the internal control over financial reporting of New Mountain Finance Corporation (the "Company") as of December 31, 2013, based on criteria established in *Internal Control—Integrated Framework* (1992) issued by the Committee of Sponsoring Organizations of the Treadway Commission. The Company's management is responsible for maintaining effective internal control over financial reporting and for its assessment of the effectiveness of internal control over financial reporting, included in the accompanying Report of Management on Internal Control over Financial Reporting. Our responsibility is to express an opinion on the Company's internal control over financial reporting based on our audit.

We conducted our audit in accordance with the standards of the Public Company Accounting Oversight Board (United States). Those standards require that we plan and perform the audit to obtain reasonable assurance about whether effective internal control over financial reporting was maintained in all material respects. Our audit included obtaining an understanding of internal control over financial reporting, assessing the risk that a material weakness exists, testing and evaluating the design and operating effectiveness of internal control based on the assessed risk, and performing such other procedures as we considered necessary in the circumstances. We believe that our audit provides a reasonable basis for our opinion.

A company's internal control over financial reporting is a process designed by, or under the supervision of, the company's principal executive and principal financial officers, or persons performing similar functions, and effected by the company's board of directors, management, and other personnel to provide reasonable assurance regarding the reliability of financial reporting and the preparation of financial statements for external purposes in accordance with generally accepted accounting principles. A company's internal control over financial reporting includes those policies and procedures that (1) pertain to the maintenance of records that, in reasonable detail, accurately and fairly reflect the transactions and dispositions of the assets of the company; (2) provide reasonable assurance that transactions are recorded as necessary to permit preparation of financial statements in accordance with generally accepted accounting principles, and that receipts and expenditures of the company are being made only in accordance with authorizations of management and directors of the company; and (3) provide reasonable assurance regarding prevention or timely detection of unauthorized acquisition, use, or disposition of the company's assets that could have a material effect on the financial statements.

Because of the inherent limitations of internal control over financial reporting, including the possibility of collusion or improper management override of controls, material misstatements due to error or fraud may not be prevented or detected on a timely basis. Also, projections of any evaluation of the effectiveness of the internal control over financial reporting to future periods are subject to the risk that the controls may become inadequate because of changes in conditions, or that the degree of compliance with the policies or procedures may deteriorate.

In our opinion, the Company maintained, in all material respects, effective internal control over financial reporting as of December 31, 2013, based on the criteria established in *Internal Control—Integrated Framework* (1992) issued by the Committee of Sponsoring Organizations of the Treadway Commission.

We have also audited, in accordance with the standards of the Public Company Accounting Oversight Board (United States), the statement of assets and liabilities, as of December 31, 2013, and the related statements of operations, changes in net assets and cash flows and the financial highlights for the year then ended of the Company and our report dated March 5, 2014 expressed an unqualified opinion on those financial statements.

/s/ DELOITTE & TOUCHE LLP

New York, New York
March 5, 2014

[Table of Contents](#)

(d) Changes in Internal Controls Over Financial Reporting

Management has not identified any change in the Companies' internal control over financial reporting that occurred during the quarter ended December 31, 2013 that has materially affected, or is reasonably likely to materially affect, the Companies' internal control over financial reporting.

Item 9B. Other Information

None.

PART III

The terms "we", "us", "our" and the "Companies" refers to the collective: New Mountain Finance Holdings, L.L.C., New Mountain Finance Corporation and New Mountain Finance AIV Holdings Corporation.

We will file a definitive Joint Proxy Statement for the Companies' 2014 Annual Meeting of Stockholders with the Securities and Exchange Commission, pursuant to Regulation 14A, not later than 120 days after the end of our fiscal year. Accordingly, certain information required by Part III has been omitted under General Instruction G(3) to Form 10-K. Only those sections of our definitive Proxy Statement that specifically address the items set forth herein are incorporated by reference.

Item 10. Directors, Executive Officers and Corporate Governance

The information required by Item 10 is hereby incorporated by reference from the definitive Joint Proxy Statement relating to the Companies' 2014 Annual Meeting of Stockholders, to be filed with the Securities and Exchange Commission within 120 days following the end of the Companies' fiscal year.

Item 11. Executive Compensation

The information required by Item 11 is hereby incorporated by reference from the definitive Joint Proxy Statement relating to the Companies' 2014 Annual Meeting of Stockholders, to be filed with the Securities and Exchange Commission within 120 days following the end of the Companies' fiscal year.

Item 12. Security Ownership of Certain Beneficial Owners and Management and Related Stockholder Matters

The information required by Item 12 is hereby incorporated by reference from the definitive Joint Proxy Statement relating to the Companies' 2014 Annual Meeting of Stockholders, to be filed with the Securities and Exchange Commission within 120 days following the end of the Companies' fiscal year.

Item 13. Certain Relationships and Related Transactions, and Director Independence

The information required by Item 13 is hereby incorporated by reference from the definitive Joint Proxy Statement relating to the Companies' 2014 Annual Meeting of Stockholders, to be filed with the Securities and Exchange Commission within 120 days following the end of the Companies' fiscal year.

Item 14. Principal Accountant Fees and Services

The information required by Item 14 is hereby incorporated by reference from the definitive Joint Proxy Statement relating to the Companies' 2014 Annual Meeting of Stockholders, to be filed with the Securities and Exchange Commission within 120 days following the end of the Companies' fiscal year.

PART IV

Item 15. Exhibits and Financial Statement Schedules

(a) Documents Filed as Part of this Report

The following financial statements are set forth in Item 8:

<u>New Mountain Finance Holdings, L.L.C.</u>	
<u>Consolidated Statements of Assets, Liabilities and Members' Capital as of December 31, 2013 and December 31, 2012</u>	<u>102</u>
<u>Consolidated Statements of Operations for the years ended December 31, 2013, December 31, 2012 and December 31, 2011</u>	<u>103</u>
<u>Consolidated Statements of Changes in Members' Capital for the years ended December 31, 2013, December 31, 2012 and December 31, 2011</u>	<u>104</u>
<u>Consolidated Statements of Cash Flows for the years ended December 31, 2013, December 31, 2012 and December 31, 2011</u>	<u>105</u>
<u>Consolidated Schedule of Investments as of December 31, 2013</u>	<u>106</u>
<u>Consolidated Schedule of Investments as of December 31, 2012</u>	<u>113</u>
<u>New Mountain Finance Corporation</u>	
<u>Statements of Assets and Liabilities as of December 31, 2013 and December 31, 2012</u>	<u>118</u>
<u>Statements of Operations for the years ended December 31, 2013, December 31, 2012 and from May 19, 2011 (commencement of operations) to December 31, 2011</u>	<u>119</u>
<u>Statements of Changes in Net Assets for the years ended December 31, 2013, December 31, 2012 and from May 19, 2011 (commencement of operations) to December 31, 2011</u>	<u>120</u>
<u>Statements of Cash Flows for the years ended December 31, 2013, December 31, 2012 and from May 19, 2011 (commencement of operations) to December 31, 2011</u>	<u>121</u>
<u>New Mountain Finance AIV Holdings Corporation</u>	
<u>Statements of Assets and Liabilities as of December 31, 2013 and December 31, 2012</u>	<u>122</u>
<u>Statements of Operations for the years ended December 31, 2013, December 31, 2012 and from May 19, 2011 (commencement of operations) to December 31, 2011</u>	<u>123</u>
<u>Statements of Changes in Net Assets for the years ended December 31, 2013, December 31, 2012 and from May 19, 2011 (commencement of operations) to December 31, 2011</u>	<u>124</u>
<u>Statements of Cash Flows for the years ended December 31, 2013, December 31, 2012 and from May 19, 2011 (commencement of operations) to December 31, 2011</u>	<u>125</u>
<u>Combined Notes to the Consolidated Financial Statements of New Mountain Finance Holdings, L.L.C., the Financial Statements of New Mountain Finance Corporation and the Financial Statements of New Mountain Finance AIV Holdings Corporation</u>	<u>126</u>

[Table of Contents](#)

(b) Exhibits

The following exhibits are filed as part of this report or hereby incorporated by reference to exhibits previously filed with the Securities and Exchange Commission:

<u>Exhibit Number</u>	<u>Description</u>
2.1	Merger Agreement, dated May 19, 2011 by and between New Mountain Finance Holdings, L.L.C. and New Mountain Guardian Debt Funding, L.L.C.(5)
2.2	Merger Agreement, dated May 19, 2011 by and between New Mountain Guardian Partners Debt Funding, L.L.C. and New Mountain Guardian Partners (Leveraged), L.L.C.(5)
2.3	Merger Agreement, dated May 19, 2011 by and between New Mountain Finance Holdings, L.L.C. and New Mountain Guardian Partners (Leveraged), L.L.C.(5)
3.1(a)	Certificate of Incorporation of New Mountain Guardian Corporation(3)
3.1(b)	Certificate of Amendment to Certificate of Incorporation of New Mountain Guardian Corporation changing its name to New Mountain Finance Corporation(1)
3.1(c)	Amended and Restated Certificate of Incorporation of New Mountain Finance Corporation(4)
3.1(d)	Certificate of Formation of New Mountain Guardian (Leveraged), L.L.C.(1)
3.1(e)	Certificate of Amendment to Certificate of Formation of New Mountain Guardian (Leveraged), L.L.C. changing its name to New Mountain Finance Holdings, L.L.C.(5)
3.1(f)	Certificate of Incorporation of New Mountain Finance AIV Holdings Corporation(6)
3.1(g)	Amended and Restated Certificate of Incorporation of New Mountain Finance AIV Holdings Corporation(9)
3.1(h)	Certificate of Change of Registered Agent and/or Registered Office of New Mountain Finance Corporation(7)
3.1(i)	Certificate of Change of Registered Agent and/or Registered Office of New Mountain Finance AIV Holdings Corporation(7)
3.2(a)	Bylaws of New Mountain Finance Corporation(3)
3.2(b)	Amended and Restated Bylaws of New Mountain Finance Corporation(4)
3.3	Bylaws of New Mountain Finance AIV Holdings Corporation(6)
4.1	Form of Stock Certificate of New Mountain Finance Corporation(1)
4.2	Form of Stock Certificate of New Mountain Finance AIV Holdings Corporation(2)
10.1	Amended and Restated Limited Liability Company Agreement of New Mountain Finance Holdings, L.L.C.(5)
10.2	First Joinder Agreement with Respect to the Amended and Restated Limited Liability Company Agreement of New Mountain Finance Holdings, L.L.C.(5)
10.3	Second Joinder Agreement with Respect to the Amended and Restated Limited Liability Company Agreement of New Mountain Finance Holdings, L.L.C.(5)
10.4	Amendment No. 1 to the Amended and Restated Limited Liability Company Agreement of New Mountain Finance Holdings, L.L.C.(8)

[Table of Contents](#)

<u>Exhibit Number</u>	<u>Description</u>
10.5	Letter Agreement relating to entry into Amended and Restated Loan and Security Agreement by and among New Mountain Finance Holdings, L.L.C., as Borrower and Collateral Administrator, each of the lenders thereto, Wells Fargo Securities, LLC, as Administrative Agent and Wells Fargo Bank, National Association, as Collateral Custodian.(1)
10.6	Form of Variable Funding Note of New Mountain Finance Holdings, L.L.C., as the Borrower (1)
10.7	Form of Amended and Restated Account Control Agreement among New Mountain Finance Holdings, L.L.C., Wells Fargo Securities, LLC as the Administrative Agent and Wells Fargo Bank, National Association, as Securities Intermediary(1)
10.8	First Amendment to Amended and Restated Loan and Security Agreement between New Mountain Finance Holdings, L.L.C., as Borrower, Wells Fargo Securities, LLC, as Administrative Agent and Wells Fargo Bank, N.A., as Lender(8)
10.9	Second Amendment to Amended and Restated Loan and Security Agreement between New Mountain Finance Holdings, L.L.C., as Borrower, Wells Fargo Securities, LLC, as Administrative Agent and Wells Fargo Bank, N.A., as Lender(8)
10.10	Third Amendment to Amended and Restated Loan and Security Agreement between New Mountain Finance Holdings, L.L.C., as Borrower, Wells Fargo Securities LLC, As Administrative Agent and Wells Fargo Bank, N.A., as Lender(8)
10.11	Sixth Amendment to Amended and Restated Loan and Security Agreement between New Mountain Finance Holdings, L.L.C., as Borrower, Wells Fargo Securities LLC, As Administrative Agent and Wells Fargo Bank, N.A., as Lender(11)
10.12	Seventh Amendment to Amended and Restated Loan and Security Agreement between New Mountain Finance Holdings, L.L.C., as Borrower, Wells Fargo Securities LLC, As Administrative Agent and Wells Fargo Bank, N.A., as Lender(12)
10.13	Eighth Amendment to Amended and Restated Loan and Security Agreement between New Mountain Finance Holdings, L.L.C., as Borrower, Wells Fargo Securities LLC, As Administrative Agent and Wells Fargo Bank, N.A., as Lender(13)
10.14	Ninth Amendment to Amended and Restated Loan and Security Agreement between New Mountain Finance Holdings, L.L.C., as Borrower, Wells Fargo Securities LLC, As Administrative Agent and Wells Fargo Bank, N.A., as Lender(15)
10.15	Tenth Amendment to Amended and Restated Loan and Security Agreement between New Mountain Finance Holdings, L.L.C., as Borrower, Wells Fargo Securities LLC, As Administrative Agent and Wells Fargo Bank, N.A., as Lender(16)
10.16	Eleventh Amendment to Amended and Restated Loan and Security Agreement between New Mountain Finance Holdings, L.L.C., as Borrower, Wells Fargo Securities LLC, As Administrative Agent and Wells Fargo Bank, N.A., as Lender(17)
10.17	Loan and Security Agreement by and among New Mountain Guardian (Leveraged), L.L.C., as Collateral Administrator, New Mountain Guardian SPV Funding, L.L.C., as Borrower, each of the lenders party thereto, Wells Fargo Securities, LLC, as Administrative Agent, and Wells Fargo Bank, N.A., as Collateral Custodian(1)

[Table of Contents](#)

<u>Exhibit Number</u>	<u>Description</u>
10.18	First Amendment to Loan and Security Agreement between New Mountain Guardian SPV Funding, L.L.C., as Borrower, Wells Fargo Securities, LLC, as Administrative Agent, and Wells Fargo Bank, N.A., as Lender(1)
10.19	Second Amendment to Loan and Security Agreement between New Mountain Guardian SPV Funding, L.L.C., as Borrower, Wells Fargo Securities, LLC, as Administrative Agent, and Wells Fargo Bank, N.A., as Lender(1)
10.20	Third Amendment to Loan and Security Agreement between New Mountain Guardian SPV Funding, L.L.C., as Borrower, Wells Fargo Securities, LLC, as Administrative Agent, and Wells Fargo Bank, N.A., as Lender(8)
10.21	Fourth Amendment to Loan and Security Agreement between New Mountain Finance SPV Funding, L.L.C., as Borrower, Wells Fargo Securities, LLC, as Administrative Agent, and Wells Fargo Bank, N.A., as Lender(8)
10.22	Fifth Amendment to Loan and Security Agreement between New Mountain SPV Funding, L.L.C., as Borrower, Wells Fargo Securities, LLC, as Administrative Agent, and Wells Fargo Bank, N.A., as Lender(8)
10.23	Ninth Amendment to Loan and Security Agreement between New Mountain SPV Funding, L.L.C., as Borrower, Wells Fargo Securities, LLC, as Administrative Agent, and Wells Fargo Bank, N.A., as Lender(11)
10.24	Tenth Amendment to Loan and Security Agreement between New Mountain SPV Funding, L.L.C., as Borrower, Wells Fargo Securities, LLC, as Administrative Agent, and Wells Fargo Bank, N.A., as Lender(12)
10.25	Eleventh Amendment to Loan and Security Agreement between New Mountain SPV Funding, L.L.C., as Borrower, Wells Fargo Securities, LLC, as Administrative Agent, and Wells Fargo Bank, N.A., as Lender(13)
10.26	Twelfth Amendment to Loan and Security Agreement between New Mountain SPV Funding, L.L.C., as Borrower, Wells Fargo Securities, LLC, as Administrative Agent, and Wells Fargo Bank, N.A., as Lender(14)
10.27	Account Control Agreement by and between New Mountain Guardian SPV Funding, L.L.C., as Pledgor, Wells Fargo Securities, LLC, as Administrative Agent on behalf of the Secured Parties, and Wells Fargo Bank, N.A., as Securities Intermediary(1)
10.28	Variable Funding Note of New Mountain Guardian SPV Funding, L.L.C., as the Borrower(1)
10.29	Form of Amended and Restated Investment Advisory and Management Agreement(10)
10.30	Form of Safekeeping Agreement among New Mountain Finance Holdings, L.L.C., Wells Fargo Securities, LLC as the Administrative Agent and Wells Fargo Bank, National Association, as Safekeeping Agent(1)
10.31	Amended and Restated Administration Agreement(8)
10.32	Form of Trademark License Agreement(1)
10.33	Amendment No. 1 to Trademark License Agreement(8)
10.34	Form of Registration Rights Agreement(1)

Table of Contents

<u>Exhibit Number</u>	<u>Description</u>
10.35	Form of Indemnification Agreement by and between New Mountain Finance Corporation and each director(1)
10.36	Form of Indemnification Agreement by and between New Mountain Finance Holdings, L.L.C. and each director(1)
10.37	Dividend Reinvestment Plan(4)
11.1	Computation of Per Share Earnings for New Mountain Finance Corporation (included in the combined notes to the financial statements contained in this report)
12.1	Computation of ratios for New Mountain Finance Holdings, L.L.C., New Mountain Finance Corporation and New Mountain Finance AIV Holdings Corporation (included in the combined notes to the financial statements contained in this report)
14.1	Code of Ethics(1)
21.1	Subsidiaries of Registrant and jurisdiction of incorporation/organizations: Consolidated Subsidiaries of Operating Company: New Mountain Finance SPV Funding, L.L.C.—Delaware NMF Ancora Holdings, Inc.—Delaware
31.1	Certification of Chief Executive Officer pursuant to Rule 13a-14(a) of the Securities Exchange Act of 1934, as amended
31.2	Certification of Chief Financial Officer pursuant to Rule 13a-14(a) of the Securities Exchange Act of 1934, as amended
32.1	Certification of Chief Executive Officer pursuant to Section 906 of The Sarbanes-Oxley Act of 2002 (18 U.S.C. 1350)
32.2	Certification of Chief Financial Officer pursuant to Section 906 of The Sarbanes-Oxley Act of 2002 (18 U.S.C. 1350)

(1) Previously filed in connection with New Mountain Finance Holdings, L.L.C.'s registration statement on Form N-2 Pre-Effective Amendment No. 3 (File Nos. 333-168280 and 333-172503) filed on May 9, 2011.

(2) Previously filed in connection with New Mountain Finance AIV Holdings Corporation's registration statement on Form 10 (File No. 000-54412), filed May 19, 2011.

(3) Previously filed in connection with New Mountain Finance Corporation's registration statement on Form N-2 (File No. 333-168280) filed on July 22, 2010.

(4) Previously filed in connection with New Mountain Finance Corporation's quarterly report on Form 10-Q filed on August 11, 2011.

(5) Previously filed in connection with New Mountain Finance Holdings, L.L.C.'s quarterly report on Form 10-Q filed on August 11, 2011.

(6) Previously filed in connection with New Mountain Finance AIV Holdings Corporation's quarterly report on Form 10-Q filed on August 23, 2011.

(7) Previously filed in connection with New Mountain Finance Corporation and New Mountain Finance AIV Holdings Corporation report on Form 8-K filed on August 25, 2011.



[Table of Contents](#)

- (8) Previously filed in connection with New Mountain Finance Corporation's quarterly report on Form 10-Q filed on November 14, 2011.
- (9) Previously filed in connection with New Mountain Finance AIV Holdings Corporation's report on Form 8-K filed on February 29, 2012.
- (10) Previously filed as Annex A to New Mountain Finance Corporation's, New Mountain Finance Holdings, L.L.C.'s and New Mountain Finance AIV Holdings Corporation's joint definitive proxy statement on Schedule 14A filed on March 28, 2012.
- (11) Previously filed in connection with New Mountain Finance Corporation's quarterly report on Form 10-Q filed on May 8, 2012.
- (12) Previously filed in connection with New Mountain Finance Corporation's quarterly report on Form 10-Q filed on August 8, 2012.
- (13) Previously filed in connection with New Mountain Finance Holdings, L.L.C.'s report on Form 8-K filed on December 21, 2012.
- (14) Previously filed in connection with New Mountain Finance Holdings, L.L.C.'s report on Form 8-K filed on March 13, 2013.
- (15) Previously filed in connection with New Mountain Finance Holdings, L.L.C.'s report on Form 8-K filed on April 1, 2013.
- (16) Previously filed in connection with New Mountain Finance Holdings, L.L.C.'s report on Form 8-K filed on June 26, 2013.
- (17) Previously filed in connection with New Mountain Finance Holdings, L.L.C.'s report on Form 8-K filed on October 29, 2013.

(c) Financial Statement Schedules

No financial statement schedules are filed herewith because (1) such schedules are not required or (2) the information has been presented in the aforementioned financial statements.

[Table of Contents](#)

	<u>SIGNATURE</u>	<u>TITLE</u>	<u>DATE</u>
By:	<u>/s/ DAVID OGENS</u> David Ogens	Director	March 5, 2014
By:	<u>/s/ KURT J. WOLFGRUBER</u> Kurt J. Wolfgruber	Director	March 5, 2014

[\(Back To Top\)](#)

Section 2: EX-31.1 (EX-31.1)

[QuickLinks](#) -- Click here to rapidly navigate through this document

EXHIBIT 31.1

CERTIFICATION OF CHIEF EXECUTIVE OFFICER

I, Robert A. Hamwee, Chief Executive Officer of New Mountain Finance Holdings, L.L.C., New Mountain Finance Corporation and New Mountain Finance AIV Holdings Corporation, certify that:

1. I have reviewed this annual report on Form 10-K of New Mountain Finance Holdings, L.L.C., New Mountain Finance Corporation and New Mountain Finance AIV Holdings Corporation;
2. Based on my knowledge, this report does not contain any untrue statement of a material fact or omit to state a material fact necessary to make the statements made, in light of the circumstances under which such statements were made, not misleading with respect to the period covered by this report;
3. Based on my knowledge, the financial statements, and other financial information included in this report, fairly present in all material respects the financial condition, results of operations and cash flows of the registrants as of, and for, the periods presented in this report;
4. The registrants' other certifying officer and I are responsible for establishing and maintaining disclosure controls and procedures (as defined in Exchange Act Rules 13a-15(e) and 15d-15(e)) and internal control over financial reporting (as defined in Exchange Act Rules 13a-15(f) and 15d-15(f)) for the registrants and have:
 - a) designed such disclosure controls and procedures, or caused such disclosure controls and procedures to be designed under our supervision, to ensure that material information relating to the registrants, including its consolidated subsidiaries, is made known to us by others within those entities, particularly during the period in which this report is being prepared;
 - b) designed such internal control over financial reporting, or caused such internal control over financial reporting to be designed under our supervision, to provide reasonable assurance regarding the reliability of financial reporting and the preparation of financial statements for external purposes in accordance with generally accepted accounting principles;
 - c) evaluated the effectiveness of the registrants' disclosure controls and procedures and presented in this report our conclusions about the effectiveness of the disclosure controls and procedures, as of the end of the period covered by this report based on such evaluation; and
 - d) disclosed in this report any change in the registrants' internal control over financial reporting that occurred during the registrants' most recent fiscal quarter (the registrants' fourth fiscal quarter in the case of an annual report) that has materially affected, or is reasonably likely to materially affect, the registrants' internal control over financial reporting; and
5. The registrants' other certifying officer and I have disclosed, based on our most recent evaluation of internal control over financial reporting, to the registrants' auditors and the audit committee of the registrants' board of directors (or persons performing the equivalent functions):
 - a) all significant deficiencies and material weaknesses in the design or operation of internal control over financial reporting which are reasonably likely to adversely affect the registrants' ability to record, process, summarize and report financial information; and
 - b) any fraud, whether or not material, that involves management or other employees who have a significant role in the registrants' internal control over financial reporting.

Dated this 5th day of March, 2014

/s/ ROBERT A. HAMWEE

Robert A. Hamwee

QuickLinks

[EXHIBIT 31.1](#)

[CERTIFICATION OF CHIEF EXECUTIVE OFFICER](#)

[\(Back To Top\)](#)

Section 3: EX-31.2 (EX-31.2)

[QuickLinks](#) -- Click here to rapidly navigate through this document

EXHIBIT 31.2

CERTIFICATION OF CHIEF FINANCIAL OFFICER

I, David M. Cordova, Chief Financial Officer of New Mountain Finance Holdings, L.L.C., New Mountain Finance Corporation and New Mountain Finance AIV Holdings Corporation, certify that:

1. I have reviewed this annual report on Form 10-K of New Mountain Finance Holdings, L.L.C., New Mountain Finance Corporation and New Mountain Finance AIV Holdings Corporation;
2. Based on my knowledge, this report does not contain any untrue statement of a material fact or omit to state a material fact necessary to make the statements made, in light of the circumstances under which such statements were made, not misleading with respect to the period covered by this report;
3. Based on my knowledge, the financial statements, and other financial information included in this report, fairly present in all material respects the financial condition, results of operations and cash flows of the registrants as of, and for, the periods presented in this report;
4. The registrants' other certifying officer and I are responsible for establishing and maintaining disclosure controls and procedures (as defined in Exchange Act Rules 13a-15(e) and 15d-15(e)) and internal control over financial reporting (as defined in Exchange Act Rules 13a-15(f) and 15d-15(f)) for the registrants and have:
 - a) designed such disclosure controls and procedures, or caused such disclosure controls and procedures to be designed under our supervision, to ensure that material information relating to the registrants, including its consolidated subsidiaries, is made known to us by others within those entities, particularly during the period in which this report is being prepared;
 - b) designed such internal control over financial reporting, or caused such internal control over financial reporting to be designed under our supervision, to provide reasonable assurance regarding the reliability of financial reporting and the preparation of financial statements for external purposes in accordance with generally accepted accounting principles;
 - c) evaluated the effectiveness of the registrants' disclosure controls and procedures and presented in this report our conclusions about the effectiveness of the disclosure controls and procedures, as of the end of the period covered by this report based on such evaluation; and
 - d) disclosed in this report any change in the registrants' internal control over financial reporting that occurred during the registrants' most recent fiscal quarter (the registrants' fourth fiscal quarter in the case of an annual report) that has materially affected, or is reasonably likely to materially affect, the registrants' internal control over financial reporting; and
5. The registrants' other certifying officer and I have disclosed, based on our most recent evaluation of internal control over financial reporting, to the registrants' auditors and the audit committee of the registrants' board of directors (or persons performing the equivalent functions):
 - a) all significant deficiencies and material weaknesses in the design or operation of internal control over financial reporting which are reasonably likely to adversely affect the registrants' ability to record, process, summarize and report financial information; and
 - b) any fraud, whether or not material, that involves management or other employees who have a significant role in the registrants' internal control over financial reporting.

Dated this 5th day of March, 2014

/s/ DAVID M. CORDOVA

QuickLinks

[CERTIFICATION OF CHIEF FINANCIAL OFFICER](#)

[\(Back To Top\)](#)

Section 4: EX-32.1 (EX-32.1)

[QuickLinks](#) -- Click here to rapidly navigate through this document

EXHIBIT 32.1

**CERTIFICATION OF CHIEF EXECUTIVE OFFICER
PURSUANT TO SECTION 906 OF THE SARBANES-OXLEY ACT OF 2002 (18 U.S.C. 1350)**

In connection with the Annual Report on Form 10-K for the period ended December 31, 2013 (the "Report") of New Mountain Finance Holdings, L.L.C., New Mountain Finance Corporation and New Mountain Finance AIV Holdings Corporation (the "Registrants"), as filed with the Securities and Exchange Commission on the date hereof, I, Robert A. Hamwee, the Chief Executive Officer of the Registrants, hereby certify, to the best of my knowledge, that:

- (1) The Report fully complies with the requirements of Section 13(a) or 15(d) of the Securities Exchange Act of 1934, as amended; and
- (2) The information contained in the Report fairly presents, in all material respects, the financial condition and results of operations of the Registrants.

/s/ ROBERT A. HAMWEE

Name: Robert A. Hamwee

Date: March 5, 2014

QuickLinks

[EXHIBIT 32.1](#)

[CERTIFICATION OF CHIEF EXECUTIVE OFFICER PURSUANT TO SECTION 906 OF THE SARBANES-OXLEY ACT OF 2002 \(18 U.S.C. 1350\)](#)

[\(Back To Top\)](#)

Section 5: EX-32.2 (EX-32.2)

[QuickLinks](#) -- Click here to rapidly navigate through this document

EXHIBIT 32.2

**CERTIFICATION OF CHIEF FINANCIAL OFFICER
PURSUANT TO SECTION 906 OF THE SARBANES-OXLEY ACT OF 2002 (18 U.S.C. 1350)**

In connection with the Annual Report on Form 10-K for the period ended December 31, 2013 (the "Report") of New Mountain Finance Holdings, L.L.C., New Mountain Finance Corporation and New Mountain Finance AIV Holdings Corporation (the "Registrants"), as filed with the Securities and Exchange Commission on the date hereof, I, David M. Cordova, the Chief Financial Officer of the Registrants, hereby certify, to the best of my knowledge, that:

- (1) The Report fully complies with the requirements of Section 13(a) or 15(d) of the Securities Exchange Act of 1934, as amended; and
- (2) The information contained in the Report fairly presents, in all material respects, the financial condition and results of operations of the Registrants.

/s/ DAVID M. CORDOVA

Name: David M. Cordova

Date: March 5, 2014

QuickLinks

[EXHIBIT 32.2](#)

[CERTIFICATION OF CHIEF FINANCIAL OFFICER PURSUANT TO SECTION 906 OF THE SARBANES-OXLEY ACT OF 2002 \(18 U.S.C. 1350\)](#)

[\(Back To Top\)](#)